

PARTS CATALOGUE
MODEL YEAR 1999
BLASTER
YFS200L (3JMV)

Color Code	Color Name	Abbreviation
0UJ	RADICAL WHITE	RW
583	DEEP PURPLISH BLUE SOLID E	DPBSE

OWNERS'S **LIT-11626-12-19**
ME/NH **LIT-11626-12-51**

ASSEMBLY **LIT-11666-07-20**
SERVICE **LIT-11616-07-20**

FOREWORD

-INTRODUCTION- To The Yamaha Parts Fiche

This parts fiche lists parts and sub-assemblies for the YFS200L. When preparing a parts order, please refer to the most recently updated microfiche for this model.

THE YAMAHA PARTS FICHE

SYMBOLS

[]	Inactive, no longer available
U.R.	Use size (thickness) and/or number as required
U.N.	Use as many as you need
T	Number of teeth in a gear
V	Voltage for light bulbs
S	"S" type oil seal or "S" type circlip
SD,SO,SW	"SD", "SO", or "SW" type oil seal
E,R	"E" or "R" type circlip
F/No.	Frame No. (Applicable Machine No.)
L.M.	Locally made
O.L.	Obtain locally
AP	Alternate Part

SUPERSEDED PART NUMBERS

If part 'A' has been superseded by part 'B', the superseding part number "B" will appear in the part number listing with the superseded part number "A" appearing in parentheses immediately following the description.

EXAMPLE:

Ref. No.	Part No.	Description	Qty.
8	(Part 'B') 123-45678-00-00	(Part 'A') CYLINDER (111-12345-00-00)	1

A part that has been supersede to a kit may be identified by a 99999-00000-00 part number appearing in the part number column. The old superseded part number will appear in parentheses immediately following the description. Listed directly below the 99999 part number will be those parts making up the kit. The description of the parts making up the kit will be preceded by a small black dot (.) and the description will be indented one letter space.

EXAMPLE:

Ref. No.	Part No.	Description	Qty.
8	99999-12345-00	CYLINDER (111-12345-00-00)	1
	234-56789-00-00	• HEAD, CYLINDER	1
	345-67890-00-00	• GASKET, CYLINDER	1

SIZES

Except for steel balls (ball sizes are indicated in inches), all parts sizes are indicated in millimeters as in the following examples:

Hose (Rubber or Vinyl)	Inside Diameter - Length
O-Ring	Section Area - Inside Diameter
Washer, Shim, Collar	Inside Diameter - Outside Diameter Thickness (Length)

ASSEMBLIES AND COMPONENT PARTS

Assemblies and their component parts, are identified by an indentation of one letter space, and the description is preceded by a dot (.). If two main assemblies are listed, and have the same basic description (i.e.: left and right sides of the same assembly), one will immediately follow the other. If each of these main assemblies is made up of almost the same components, these component parts will be listed immediately under the second main assembly line and will be indicated, as noted above.

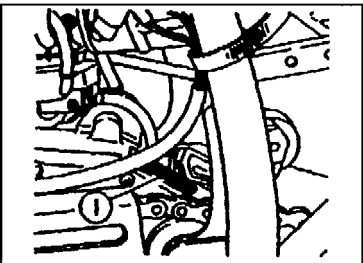
If the component is the same for both main assemblies, the quantity indicated will be the total required. If the component is not the same for both main assemblies, the quantity for each separate item will be listed separately.

EXAMPLE:


Description	Qty
CARBURETOR ASSY, LEFT	1
CARBURETOR ASSY, RIGHT	1
. JET, PILOT	2
. NOZZLE, MAIN	2
. LEVER, STARTER, LEFT	1
. LEVER, STARTER, RIGHT	1

APPLICABLE SERIAL NO.

(1) Engine Serial No.



(2) Frame Serial No.

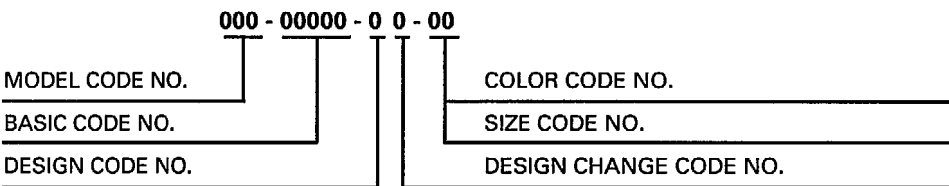


FOREWORD

THE YAMAHA PART NUMBER

The Yamaha part number consists of 12 digits. Each number represents a specific piece of information relating to a replacement part. The following is a guide for reading and interpreting the Yamaha part number.

BASIC PART NUMBER CONFIGURATION:



MODEL CODE NUMBER

FIRST THREE DIGITS . . . 000-00000-00-00

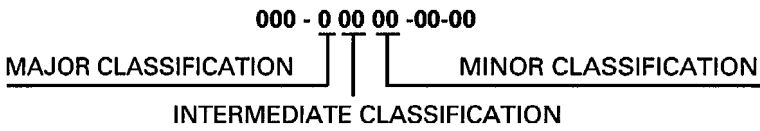
Every model in each Yamaha product line is assigned a model number to identify that particular model. All component parts are given the model code number relating to the model on which they were first used.

Example: 4DU-00000-00-00 identifies the XJ600SE.
3FA-00000-00-00 identifies the YFA1E.

BASIC CODE NUMBER

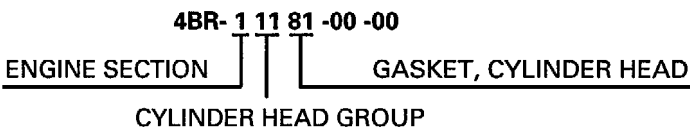
MIDDLE FIVE DIGITS . . . 000-00000-00-00

These "Middle Five Digits" indicate the type of part i.e., piston, rings, lower units, etc. The five digits are broken down as follows:



The "Major Classification" indicates the section to which the parts belong, i.e., engine, electrical etc. The "Intermediate" and "Minor Classifications" indicate more specific details.

Example:



DESIGN CODE NUMBER: 000-00000-00-00

The design code distinguishes like component parts from one another when specification differences are involved. For example, distinguishing a standard size piston ring from an oversized piston ring.

Example:

4BR-11610- 0 0-00 Standard Piston Ring Set for XJ600SE
4BR-11610- 2 0-00 Oversize Piston Ring Set for XJ600SE

DESIGN CHANGE CODE NUMBER: 000-00000-00-00

This code number is used to identify a difference between a new component part and old one when a new part is created by changing the old one.

Example: YFZ350E

2GU-11610-0 0 -00 PISTON RING SET, STD. - ORIGINAL
2GU-11610-0 1 -00 PISTON RING SET, STD. - FIRST DESIGN CHANGE

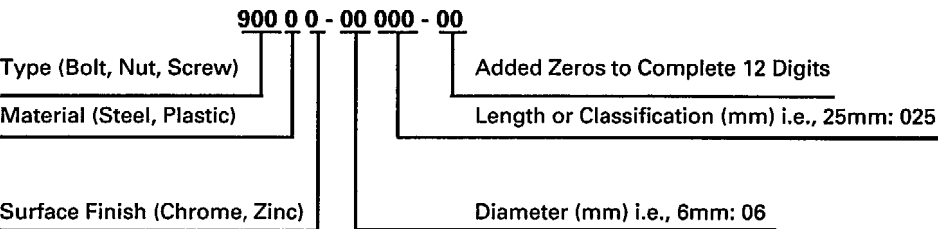
Only major changes to performance, durability, quality, appearance, cost or interchangeability will affect a part number change.

COLOR CODE & SIZE CODE NUMBER: 000-00000-00-00

When applicable, the last two digits of the part number identify:

1. Color Code: The painted color or type of plating or surface treatment used on certain parts.
2. Size Code: The last two digits are also used to show the size of parts (mm). Such as the thickness of shims or the size of pistons.

HARDWARE (Fastener) PART NUMBER CONFIGURATION:



TYPE:

A fastener part number always begins with the number "9" followed by either a 0, 1, 2, 3, 4, 5, 6, 7 or 8 designating one of eight major divisions within this group.

FOREWORD

Example:

9 0 000-00000-00 "0" designates various types.
9 1 000-00000-00 "1" designates bolts, cotter pins, etc.
9 2 000-00000-00 "2" designates screw, nuts, etc.
9 3 000-00000-00 "3" designates oil seals, o-rings, bearings, etc.
9 4 000-00000-00 "4" designates spark plugs.
9 5 000-00000-00 "5" designates bolts and nuts.
9 7 000-00000-00 "7" designates ISO bolts.
9 8 000-00000-00 "8" designates ISO screws and nuts.

The only major divisions which the mechanic should become familiar with are those related to the general hardware (nuts, bolts, and washers), since these are the most commonly used and most often replaced items. By knowing how to interpret the part number, the dimensions of a piece of hardware can be determined. This can be very helpful during major engine repair, and general parts replacement.

BOLT EXAMPLE:

91311 - 06 018 - 00

6mm outside diameter

18mm in length

EXCEPTION:

It is NOT possible to identify the LENGTH of bolts having a 901 prefix. Only the bolt diameter can be identified with this number.

NUT AND WASHER EXAMPLE:

95301 - 08600 - 00 NUT

8mm inside diameter

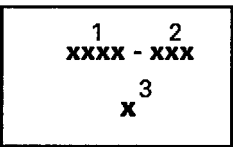
90201 - 25290 - 00 WASHER

25mm inside diameter

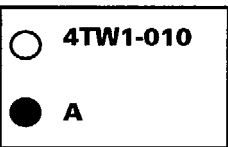
-MODEL LABEL-

A label called "Model Label" is affixed in the location as indicated in (3) below. When using this parts catalogue, please be sure to cross-reference the "model code - production code No." in the catalogue to the "model code - production code No." indicated on the Model Label affixed onto the product concerned.

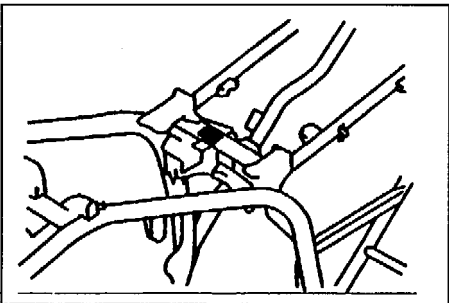
"MODEL LABEL" INDICATION



- 1 Model Type Code
- 2 Production Code No.
- 3 Coloring Type



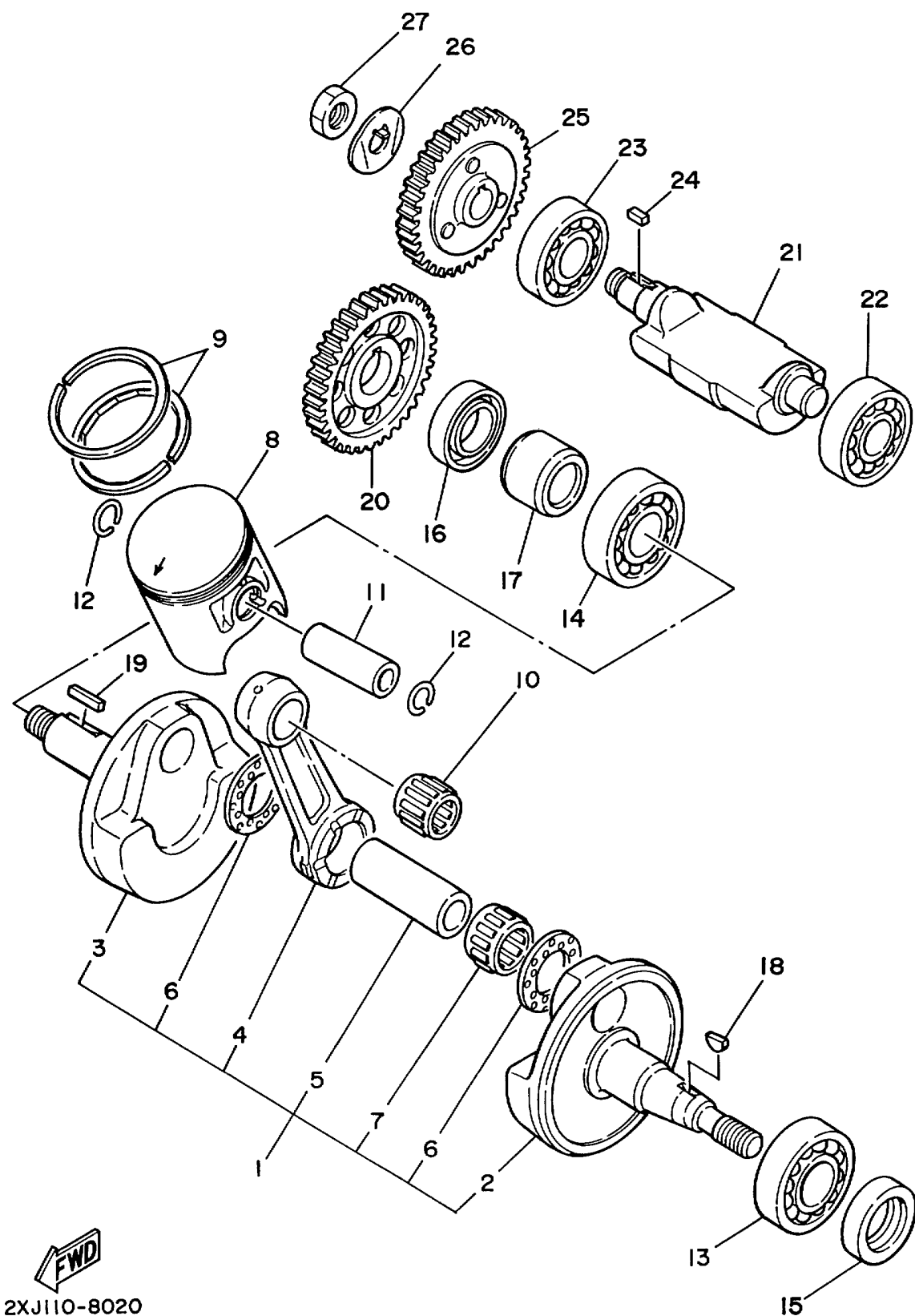
MODEL LABEL AFFIXING LOCATION



MODEL CODE - PRODUCTION CODE NUMBER OF MODEL LISTED IN THIS PARTS CATALOG

Model Code	Production Code No.	Country (destination)
3JMV	010	U49

CRANKSHAFT PISTON

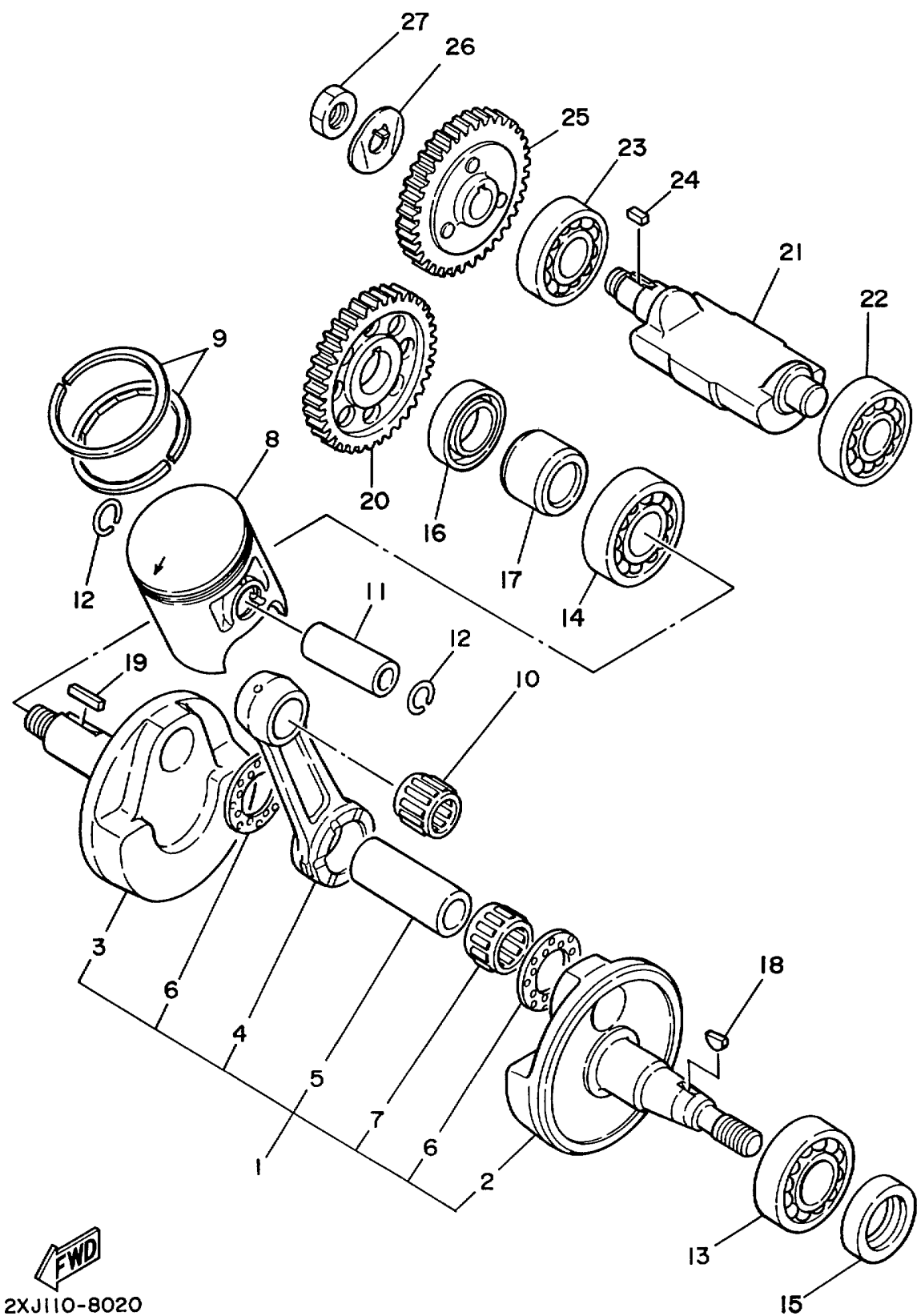


Ref. No.	Part Number	Description	Qty	Remarks
1	37F-11400-00-00	CRANKSHAFT ASSY	1	
2	37F-11412-00-00	. CRANK 1	1	
3	37F-11422-00-00	. CRANK 2	1	
4	43G-11651-00-00	. ROD, CONNECTING	1	
5	37F-11681-00-00	. PIN, CRANK 1	1	
6	90209-22248-00	. WASHER	2	
7	93310-522L4-00	. BEARING	1	
8	2XJ-11631-01-97	PISTON (STD)	1	
	2XJ-11635-01-00	PISTON (0.25MM O/S)	1	AP
	2XJ-11636-01-00	PISTON (0.50MM O/S)	1	AP
9	3JM-11601-00-00	PISTON RING SET (STD)	1	
	3JM-11601-10-00	PISTON RING SET (0.25MM O/S)	1	AP
	3JM-11601-20-00	PISTON RING SET (0.50MM O/S)	1	AP
10	93310-316H6-00	BEARING	1	
11	4L0-11633-00-00	PIN, PISTON	1	
12	93450-17044-00	CIRCLIP	2	
13	93306-20562-00	BEARING	1	
14	93306-30556-00	BEARING	1	
15	93102-25331-00	OIL SEAL	1	
16	93103-32099-00	OIL SEAL	1	
17	90387-206K3-00	COLLAR	1	
18	90280-03017-00	KEY, WOODRUFF	1	
19	90282-05047-00	KEY, STRAIGHT	1	
20	10V-11536-01-00	GEAR, DRIVE	1	
21	37F-11454-00-00	WEIGHT 1	1	
22	93306-20211-00	BEARING (6202SH2-C3)	1	
23	93306-20335-00	BEARING	1	

CONTINUED ON NEXT FRAME ►

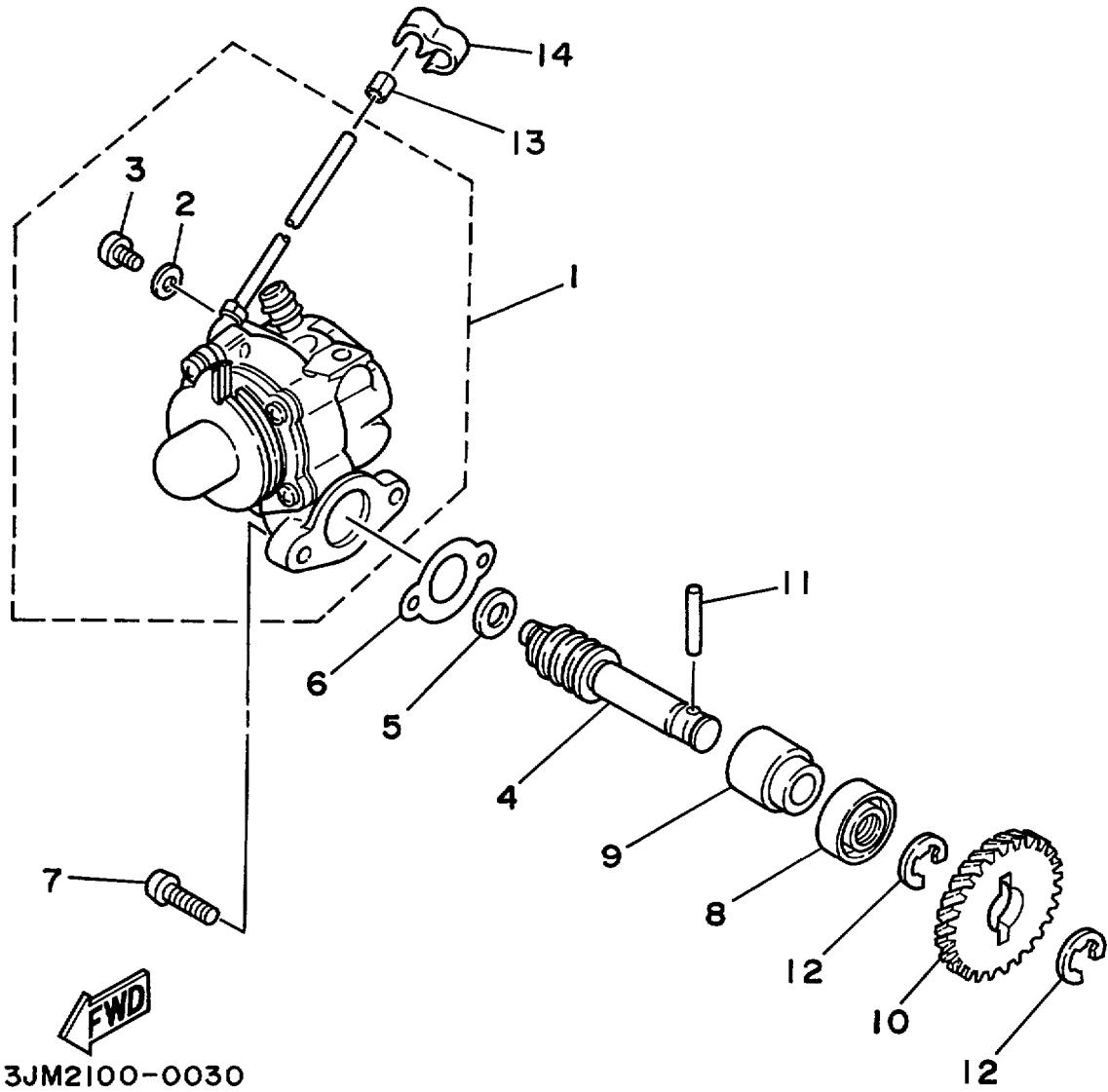

2XJ110-8020

CRANKSHAFT PISTON



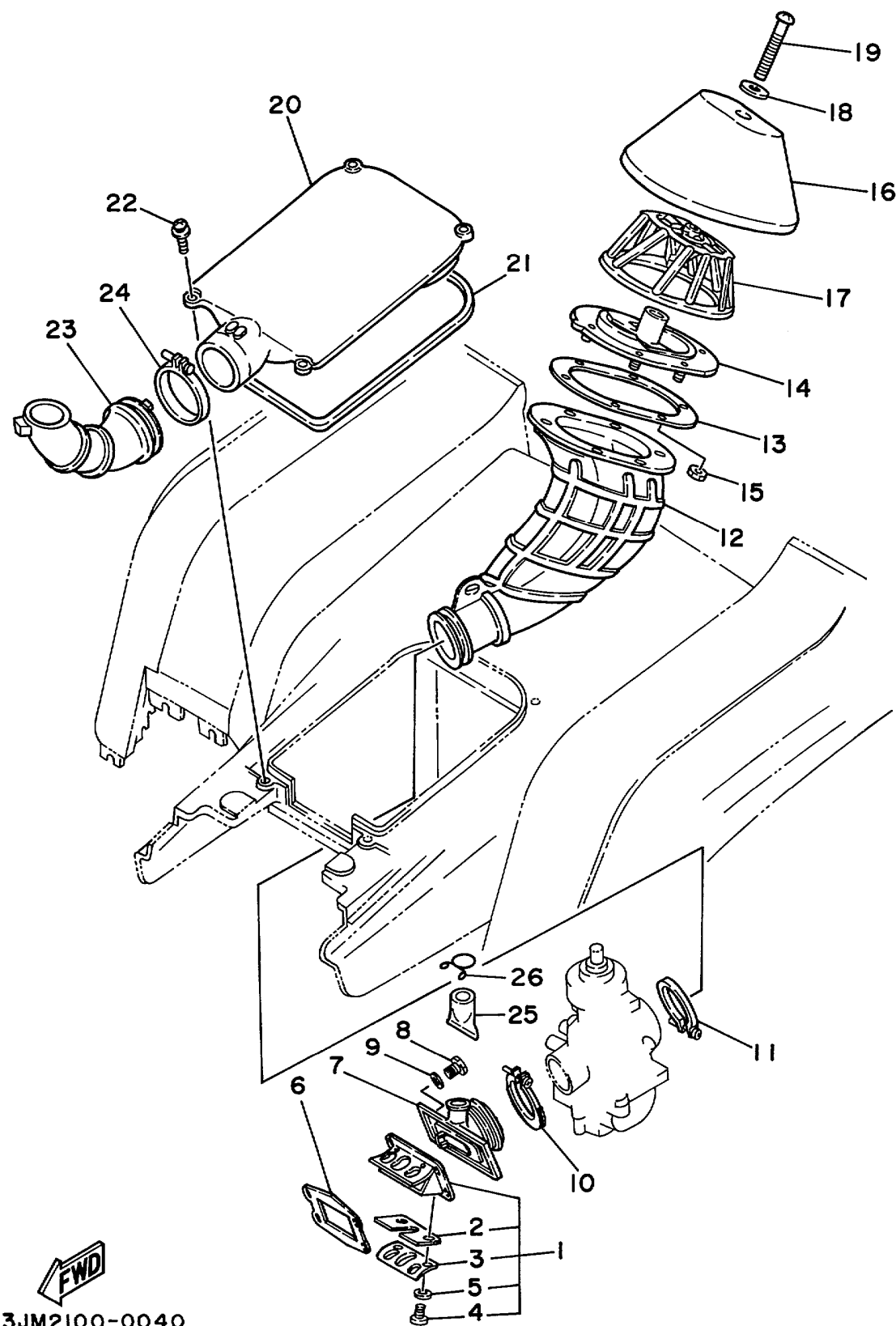
Ref. No.	Part Number	Description	Qty	Remarks
24	90282-05013-00	KEY, STRAIGHT	1	
25	37F-11530-00-00	BALANCER WEIGHT GEAR COMP.	1	
26	90215-12235-00	WASHER, LOCK	1	
27	90170-12337-00	NUT	1	


2XJ110-8020



OIL PUMP

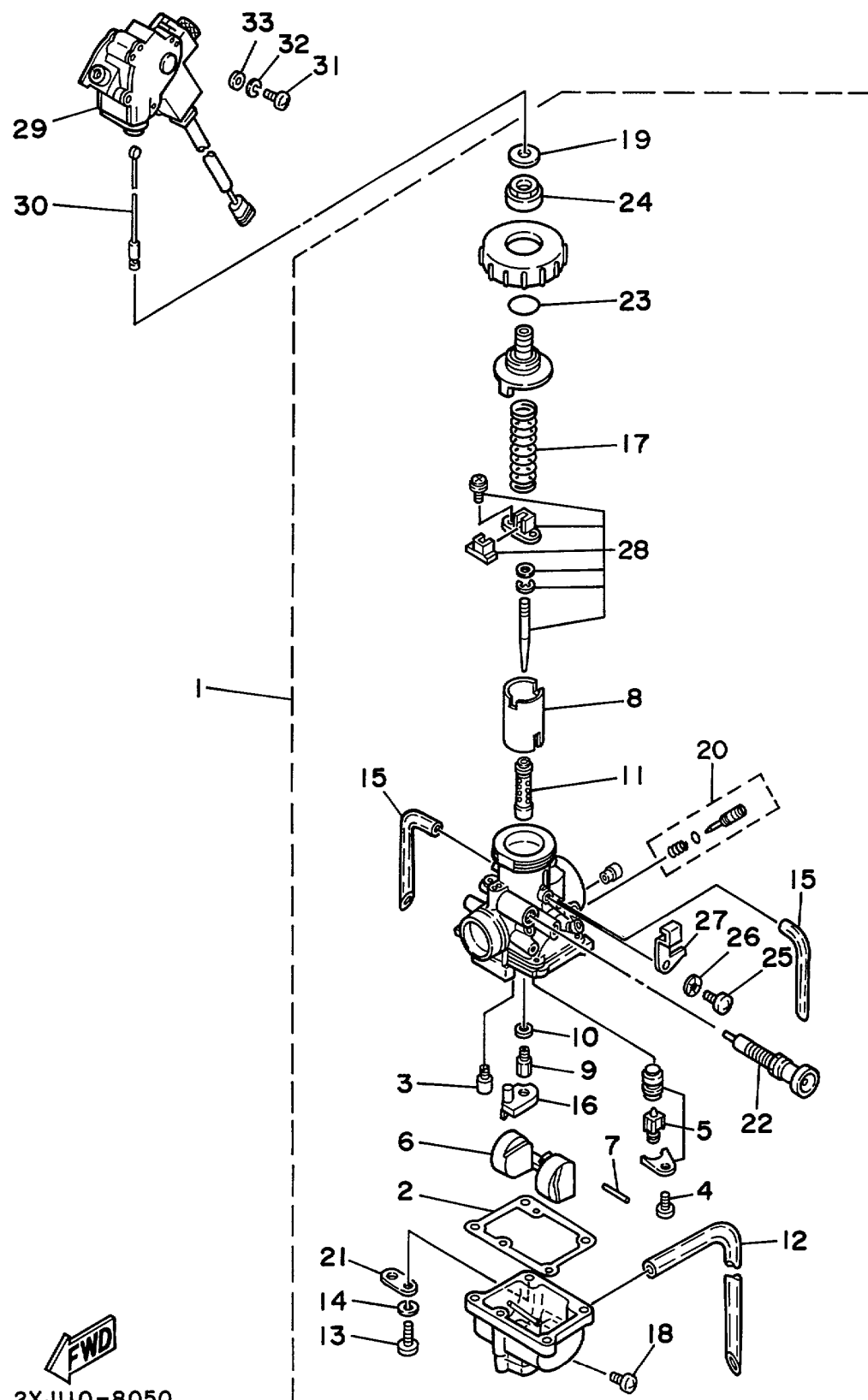
Ref. No.	Part Number	Description	Qty	Remarks
1	2XJ-13100-00-00	OIL PUMP ASSY	1	
2	90430-04004-00	. GASKET	1	
3	98907-04008-00	. SCREW, BIND	1	
4	10V-13175-00-00	SHAFT, WORM	1	
5	90201-08624-00	WASHER, PLATE	1	
6	126-13116-01-00	GASKET, PUMP CASE	1	
7	98507-05014-00	SCREW, PAN HEAD	2	
8	93101-10001-00	OIL SEAL	1	
9	137-13176-00-00	METAL, WORM SHAFT OUTER	1	
10	10V-13178-01-00	GEAR, PUMP DRIVE	1	
11	93603-22028-00	PIN, DOWEL	1	
12	93430-08007-00	CIRCLIP	2	
13	90468-02033-00	CLIP	1	
14	90468-15020-00	CLIP	1	



INTAKE

Ref. No.	Part Number	Description	Qty	Remarks
1	2HF-13610-01-00	REED VALVE ASSY	1	
2	2HF-13613-00-00	. REED, VALVE	2	
3	58T-13616-01-00	. STOPPER, REED VALVE	2	
4	98517-03008-00	. SCREW, PAN HEAD	4	
5	92907-03100-00	. WASHER	4	
6	3JM-13621-00-00	GASKET, VALVE SEAT	1	
7	2XJ-13565-00-00	JOINT, CARBURETOR	1	
8	97007-06025-00	BOLT	4	
9	92907-06600-00	WASHER, PLATE	4	
10	90450-44046-00	HOSE CLAMP ASSY	1	
11	90460-49058-00	CLAMP, HOSE	1	
12	2XJ-14453-00-00	JOINT, AIR CLEANER 1	1	
13	2XJ-14477-00-00	PLATE	1	
14	2XJ-14459-00-00	HOLDER, GUIDE	1	
15	95607-05100-00	NUT, U	6	
16	2XJ-14451-00-00	ELEMENT, AIR CLEANER	1	
17	2XJ-14458-00-00	GUIDE	1	
18	90209-06096-00	WASHER	1	
19	98507-06060-00	SCREW, PAN HEAD	1	
20	2XJ-14412-01-00	CAP, CLEANER CASE 1	1	
21	15A-14462-00-00	SEAL	1	
22	90159-06085-00	SCREW, WITH WASHER	4	
23	2XJ-14437-00-00	DUCT	1	
24	90460-56105-00	CLAMP, HOSE	1	
25	59V-14457-00-00	SEAL	1	
26	90467-22080-00	CLIP	1	


3JM2100-0040

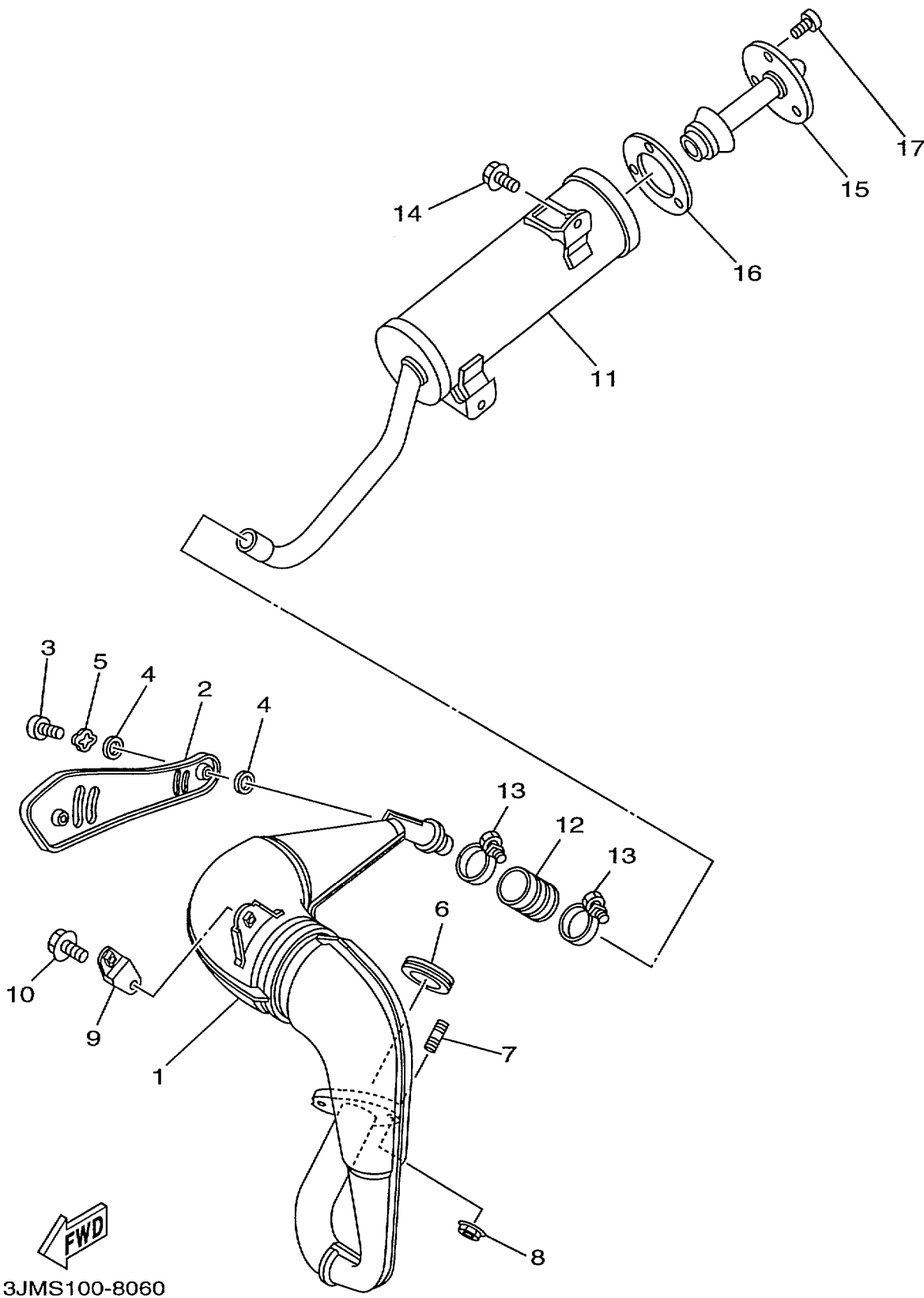


2XJ110-8050

CARBURETOR

Ref. No.	Part Number	Description	Qty	Remarks
1	2XJ-14101-01-00	CARBURETOR ASSY 1	1	
2	304-14184-00-00	. GASKET, FLOAT CHAMBER .	1	
3	260-14142-32-00	. JET, PILOT (32.5)	1	
4	98502-04008-00	. SCREW, PAN HEAD	1	
5	2MA-14107-28-00	. NEEDLE VALVE SET	1	
6	4L0-14185-00-00	. FLOAT	1	
7	537-14186-00-00	. PIN, FLOAT	1	
8	2XJ-14112-20-00	. VALVE, THROTTLE 1	1	
9	137-14143-46-00	. JET, MAIN (230)	1	
10	137-14153-00-00	. WASHER, MAIN JET	1	
11	4L0-14141-46-00	. NOZZLE, MAIN	1	
12	2NL-14197-00-00	. PIPE	1	
13	98502-04016-00	. SCREW, PAN HEAD	4	
14	92990-04100-00	. WASHER, SPRING	4	
15	4L0-14197-00-00	. PIPE	2	
16	2GU-14153-00-00	. RING	1	
17	248-14131-00-00	. SPRING, THROTTLE VALVE .	1	
18	12R-14191-00-00	. PLUG, DRAIN	1	
19	2GU-14952-00-00	. WASHER	1	
20	10W-14104-00-00	. AIR SCREW SET	1	
21	500-14146-00-00	. PLATE	1	
22	2GU-14171-00-00	. PLUNGER, STARTER	1	
23	558-14147-00-00	. O-RING	1	
24	2GU-14161-00-00	. NUT, CABLE ADJUSTING . .	1	
25	98502-05008-00	. SCREW, PAN HEAD	1	
26	92990-05100-00	. WASHER, SPRING	1	
27	2GU-14243-00-00	. PLATE	1	FOR LEFT
28	2XJ-1490J-00-00	. NEEDLE SET	1	
29	3JM-8259E-00-00	SWITCH ASSY	1	

CONTINUED ON NEXT FRAME ➤

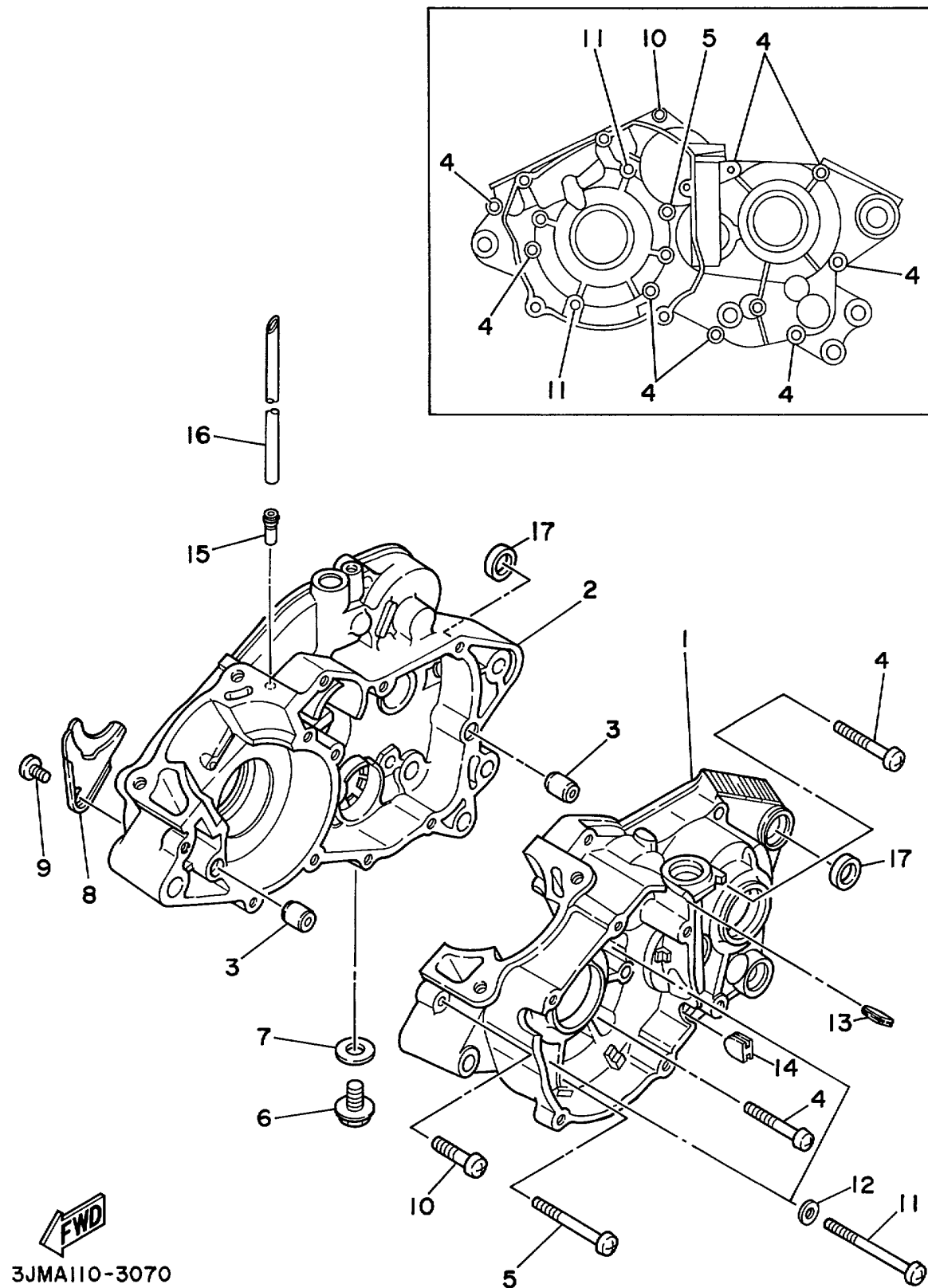


EXHAUST

Ref. No.	Part Number	Description	Qty	Remarks
1	2XJ-14610-00-00	EXHAUST PIPE ASSY 1	1	
2	2XJ-14718-00-00	PROTECTOR, MUFFLER 1	1	
3	98907-06010-00	SCREW, BIND	2	
4	4BD-14766-00-00	WASHER, PROTECTOR	4	
5	90206-06090-00	WASHER	2	
6	3PA-14613-10-00	GASKET, EXHAUST PIPE	1	
7	90116-08042-00	BOLT, STUD	2	
8	90179-08270-00	NUT	2	
9	565-14771-00-00	STAY, MUFFLER 1	1	
10	95817-06012-00	BOLT, FLANGE	2	
11	2XJ-14753-00-00	SILENCER, EXHAUST	1	
12	1W2-14714-00-00	GASKET, MUFFLER	1	
13	90460-37026-00	CLAMP, HOSE	2	
14	95817-08016-00	BOLT, FLANGE	2	
15	2XJ-14752-00-00	PIPE, OUTLET	1	
16	2XJ-14755-10-00	GASKET, SILENCER	1	
17	98907-06010-00	SCREW, BIND	3	

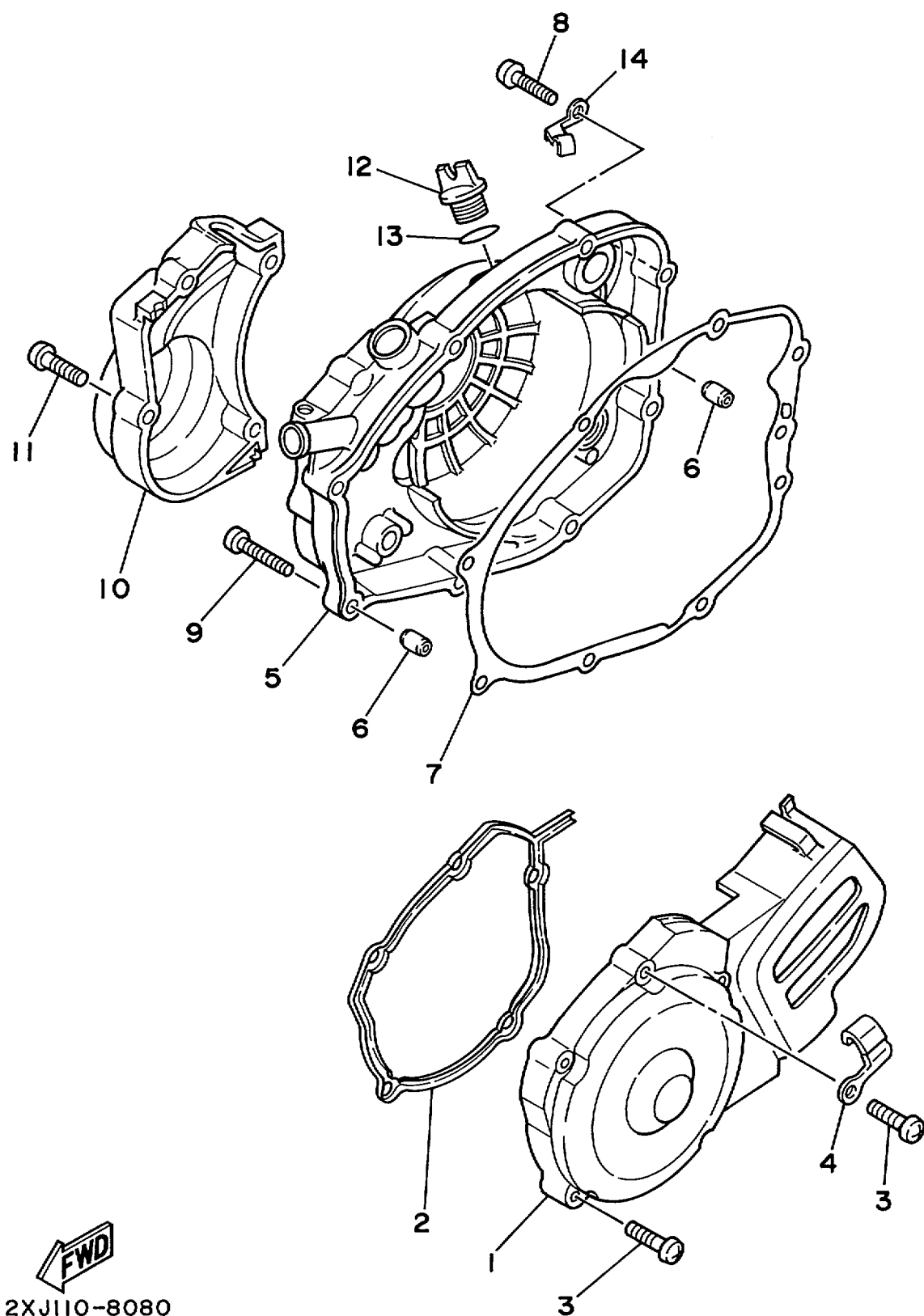
CRANKCASE

Ref. No.	Part Number	Description	Qty	Remarks
1	2XJ-15111-01-00	CRANKCASE 1	1	
2	2XJ-15121-00-00	CRANKCASE 2	1	
3	99530-12016-00	PIN, DOWEL	2	
4	98507-06045-00	SCREW, PAN HEAD	8	
5	98507-06060-00	SCREW, PAN HEAD	1	
6	90340-12059-00	PLUG, STRAIGHT SCREW	1	
7	90201-12172-00	WASHER, PLATE	1	
8	37F-15128-00-00	HOLDER	1	
9	98507-08010-00	SCREW, PAN HEAD	1	
10	98507-06030-00	SCREW, PAN HEAD	1	
11	98507-06075-00	SCREW, PAN HEAD	2	
12	92907-06600-00	WASHER, PLATE	2	
13	90480-01209-00	GROMMET	1	
14	90338-09206-00	PLUG	1	
15	137-13115-00-00	CONNECTOR, SUCTION PIPE .	1	
16	90446-09155-00	HOSE	1	
17	90201-166L5-00	WASHER, PLATE	2	



FWD
3JMA110-3070

CRANKCASE COVER 1

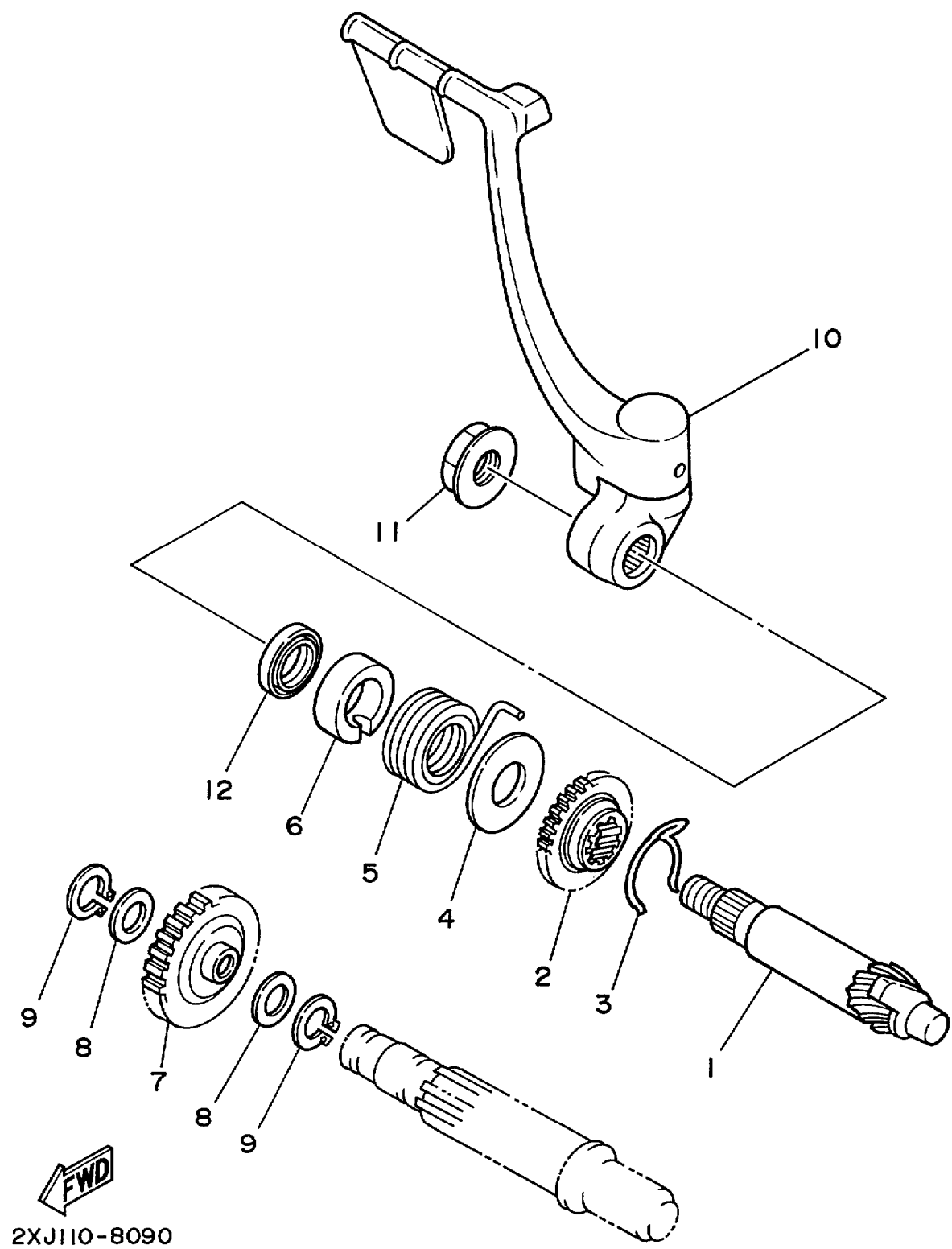


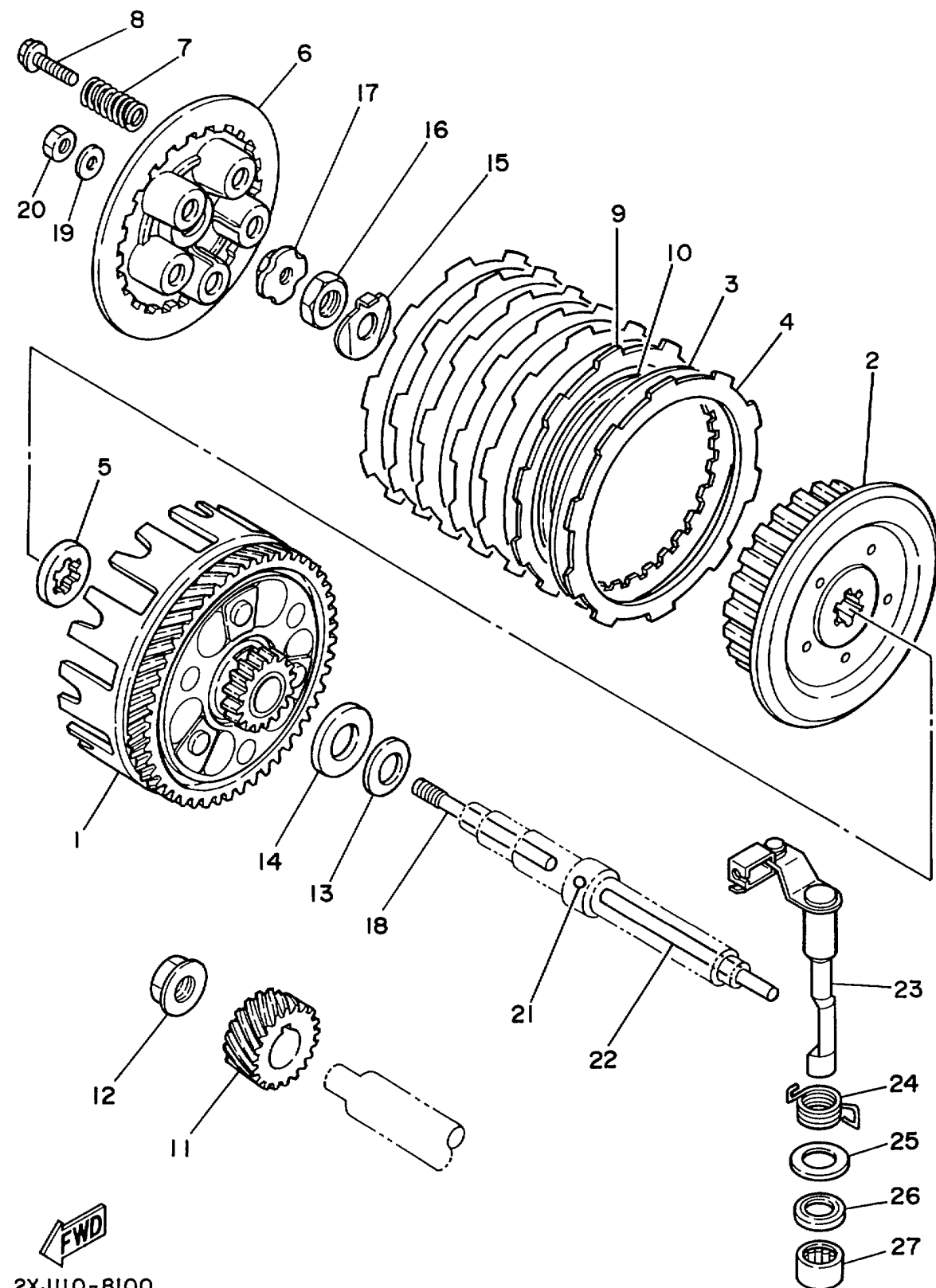
Ref. No.	Part Number	Description	Qty	Remarks
1	2XJ-15411-00-00	COVER, CRANKCASE 1	1	
2	2XJ-15379-00-00	SEAL, CRANKCASE	1	
3	98507-06030-00	SCREW, PAN HEAD	5	
4	90465-10069-00	CLAMP	1	
5	2XJ-15420-00-00	CRANKCASE COVER ASSY 2	1	
6	99530-10014-00	PIN, DOWEL	2	
7	3JM-15451-11-00	GASKET, CRANKCASE COVER 1	1	
8	95027-06030-00	BOLT, FLANGE	7	
9	95027-06035-00	BOLT, FLANGE	1	
10	37F-15416-00-00	COVER, OIL PUMP	1	
11	98507-06030-00	SCREW, PAN HEAD	4	
12	3Y1-15363-00-00	PLUG, OIL	1	
13	93210-19123-00	O-RING	1	
14	367-13174-00-00	HOLDER, OIL PIPE	1	

 2XJ110-8080

STARTER CLUTCH

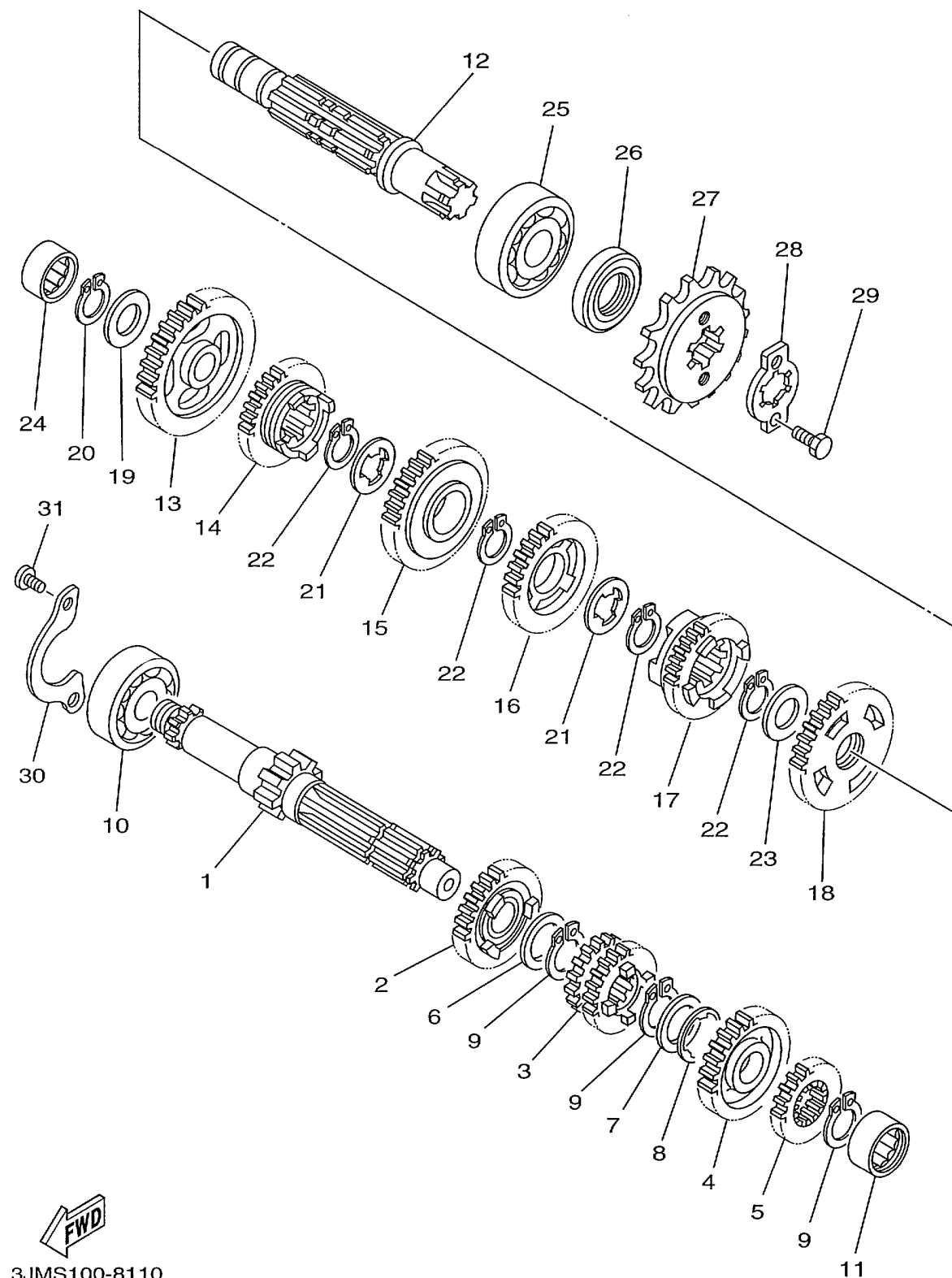
Ref. No.	Part Number	Description	Qty	Remarks
1	10V-15660-00-00	KICK AXLE ASSY	1	
2	10V-15641-00-00	GEAR, KICK (23T)	1	
3	90468-26048-00	CLIP	1	
4	90201-200J7-00	WASHER, PLATE	1	
5	90508-26667-00	SPRING, TORSION	1	
6	10V-15666-00-00	SPACER	1	
7	10V-15651-00-00	GEAR, KICK IDLE (29T)	1	
8	90201-154E8-00	WASHER, PLATE (1.0T)	2	
9	99009-15400-00	CIRCLIP	2	
10	2XJ-15620-10-00	KICK CRANK ASSY	1	
11	90179-12659-00	NUT	1	
12	93109-20014-00	OIL SEAL	1	





CLUTCH

Ref. No.	Part Number	Description	Qty	Remarks
1	3JM-16150-01-00	PRIMARY DRIVEN GEAR COMP.	1	
2	37F-16371-01-00	BOSS, CLUTCH	1	
3	1V1-16324-00-00	PLATE, CLUTCH 1	6	
4	4V0-16321-00-00	PLATE, FRICTION	6	
5	2TV-16154-00-00	PLATE, THRUST 1	1	
6	37F-16351-00-00	PLATE, PRESSURE 1	1	
7	90501-20568-00	SPRING, COMPRESSION	5	
8	90119-05001-00	BOLT, WITH WASHER	5	
9	1HX-16331-00-00	PLATE, FRICTION 2	1	
10	1HX-16383-00-00	SPRING, CLUTCH BOSS	1	
11	2JK-16111-01-00	GEAR, PRIMARY DRIVE (22T) .	1	
12	90179-12567-00	NUT	1	
13	90208-18046-00	WASHER, CONICAL SPRING ..	1	
14	90201-180P2-00	WASHER, PLATE	1	
15	90215-12271-00	WASHER, LOCK	1	
16	90170-12370-00	NUT	1	
17	1W1-16358-01-00	PLATE, PUSH	1	
18	1W1-16356-02-00	ROD, PUSH 1	1	
19	92907-06200-00	WASHER	1	
20	95307-06600-00	NUT	1	
21	93503-16003-00	BALL	1	
22	2J5-16357-00-00	ROD, PUSH 2	1	
23	37F-16380-02-00	PUSH LEVER ASSY	1	
24	90508-20555-00	SPRING, TORSION	1	
25	90201-14217-00	WASHER, PLATE	1	
26	93104-14004-00	OIL SEAL	1	
27	93315-21429-00	BEARING	1	

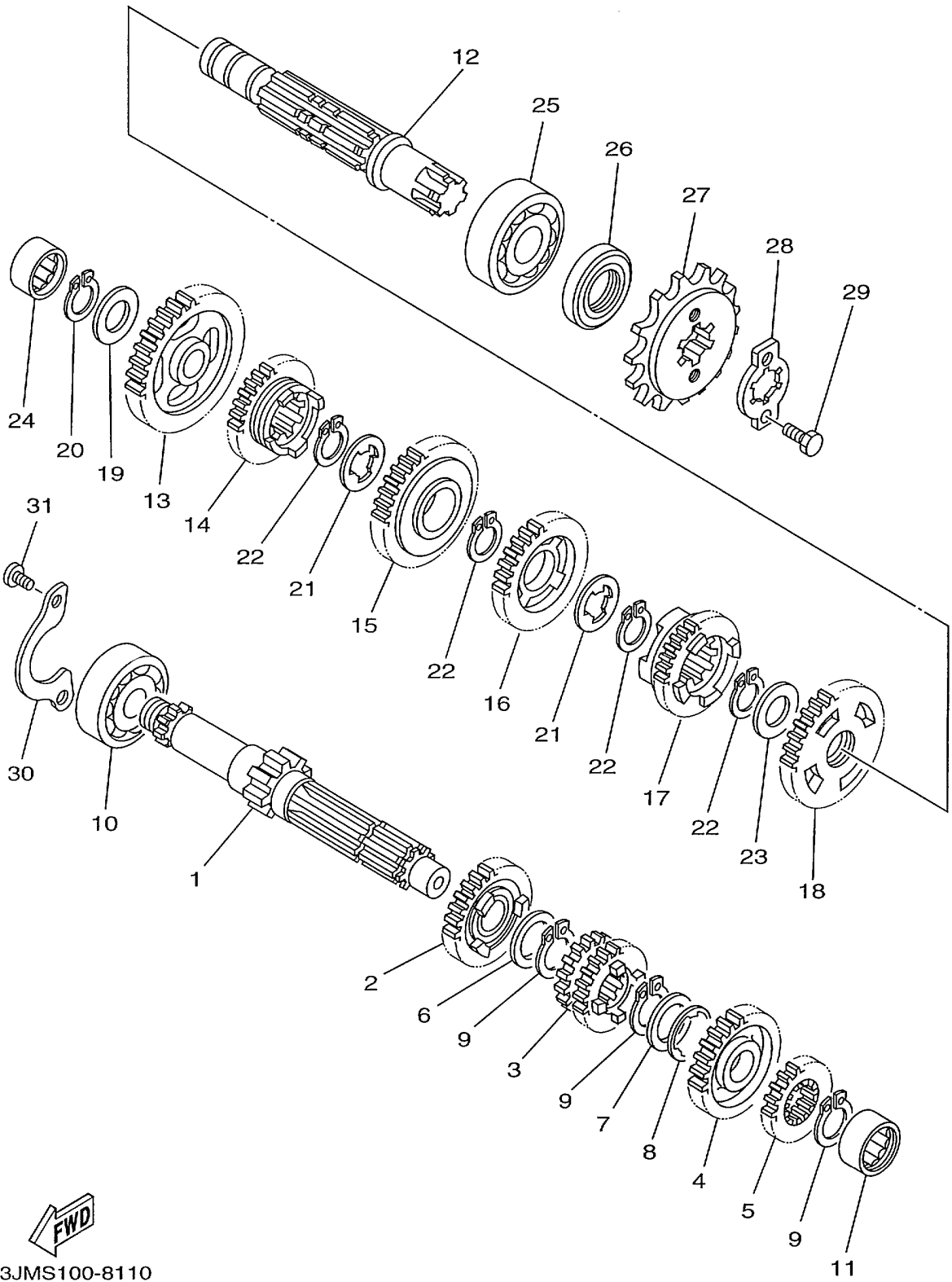


TRANSMISSION

Ref. No.	Part Number	Description	Qty	Remarks
1	2XJ-17411-00-00	AXLE, MAIN	1	
2	2XJ-17151-00-00	GEAR, 5TH PINION (18T)	1	
3	2XJ-17131-00-00	GEAR, 3RD-4TH PINION (15T-16T)	1	
4	2XJ-17161-00-00	GEAR, 6TH PINION (21T)	1	
5	2XJ-17121-00-00	GEAR, 2ND PINION (14T)	1	
6	90201-20266-00	WASHER, PLATE (1.0T)	1	
7	90201-206L6-00	WASHER, PLATE	1	
8	90209-16133-00	WASHER	1	
9	93410-20038-00	CIRCLIP	3	
10	93306-20431-00	BEARING (B6204Z)	1	
11	93311-31576-00	BEARING	1	
12	37F-17421-01-00	AXLE, DRIVE	1	
13	2XJ-17211-00-00	GEAR, 1ST WHEEL (34T)	1	
14	2XJ-17251-00-00	GEAR, 5TH WHEEL (19T)	1	
15	2XJ-17231-00-00	GEAR, 3RD WHEEL (25T)	1	
16	2XJ-17241-00-00	GEAR, 4TH WHEEL (20T)	1	
17	2XJ-17261-00-00	GEAR, 6TH WHEEL (19T)	1	
18	2XJ-17221-01-00	GEAR, 2ND WHEEL	1	
19	90201-150J4-00	WASHER, PLATE	1	
20	93440-15012-00	CIRCLIP	1	
21	90209-18135-00	WASHER	2	
22	93410-22039-00	CIRCLIP	4	
23	90201-22555-00	WASHER, PLATE	1	
24	93311-51554-00	BEARING	1	
25	93306-30438-00	BEARING	1	
26	93102-20143-00	OIL SEAL	1	
27	93832-13164-00	SPROCKET, DRIVE (13T)	1	
28	5H0-17456-00-00	HOLDER, SPROCKET	1	

CONTINUED ON NEXT FRAME ➤

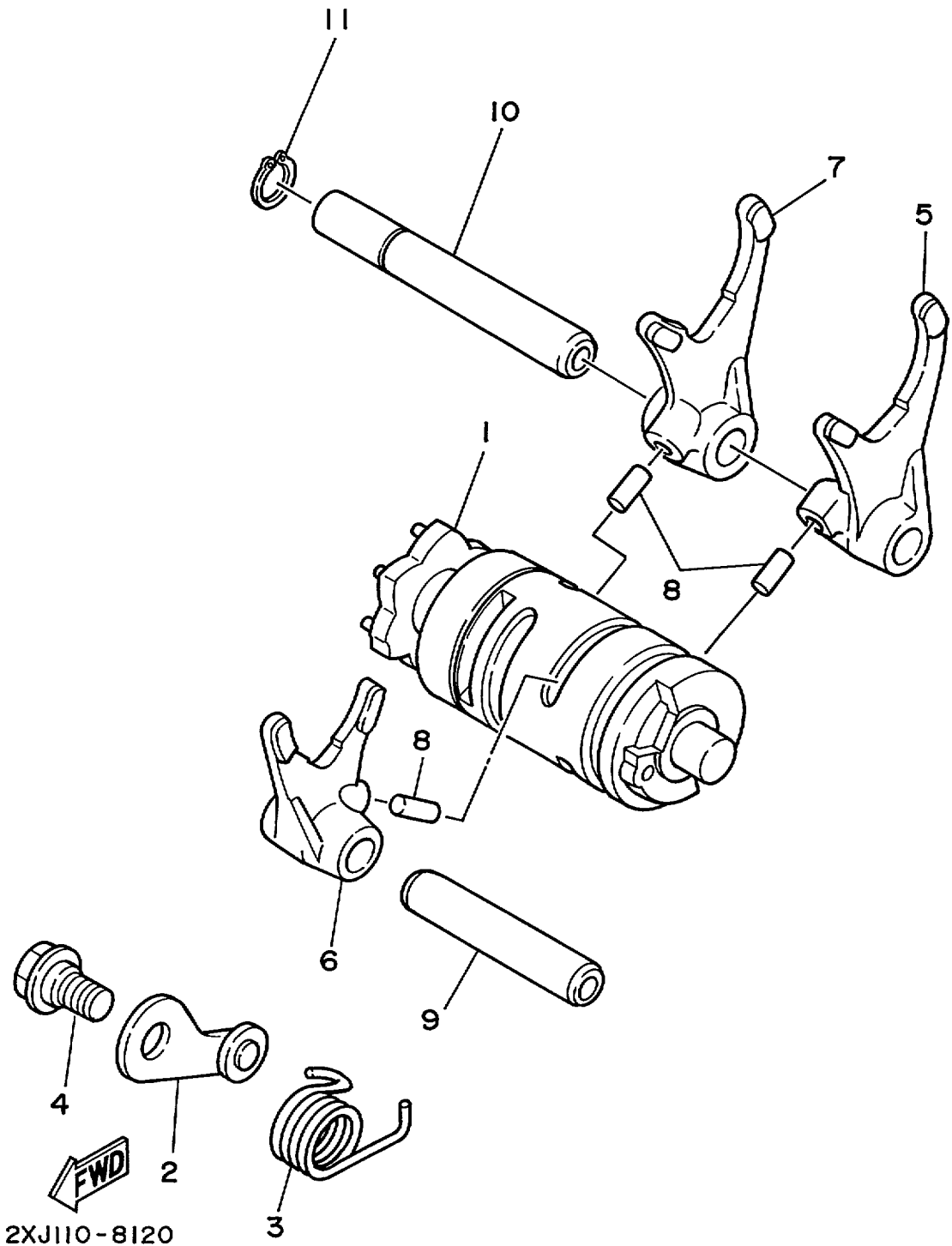
3JMS100-8110



TRANSMISSION

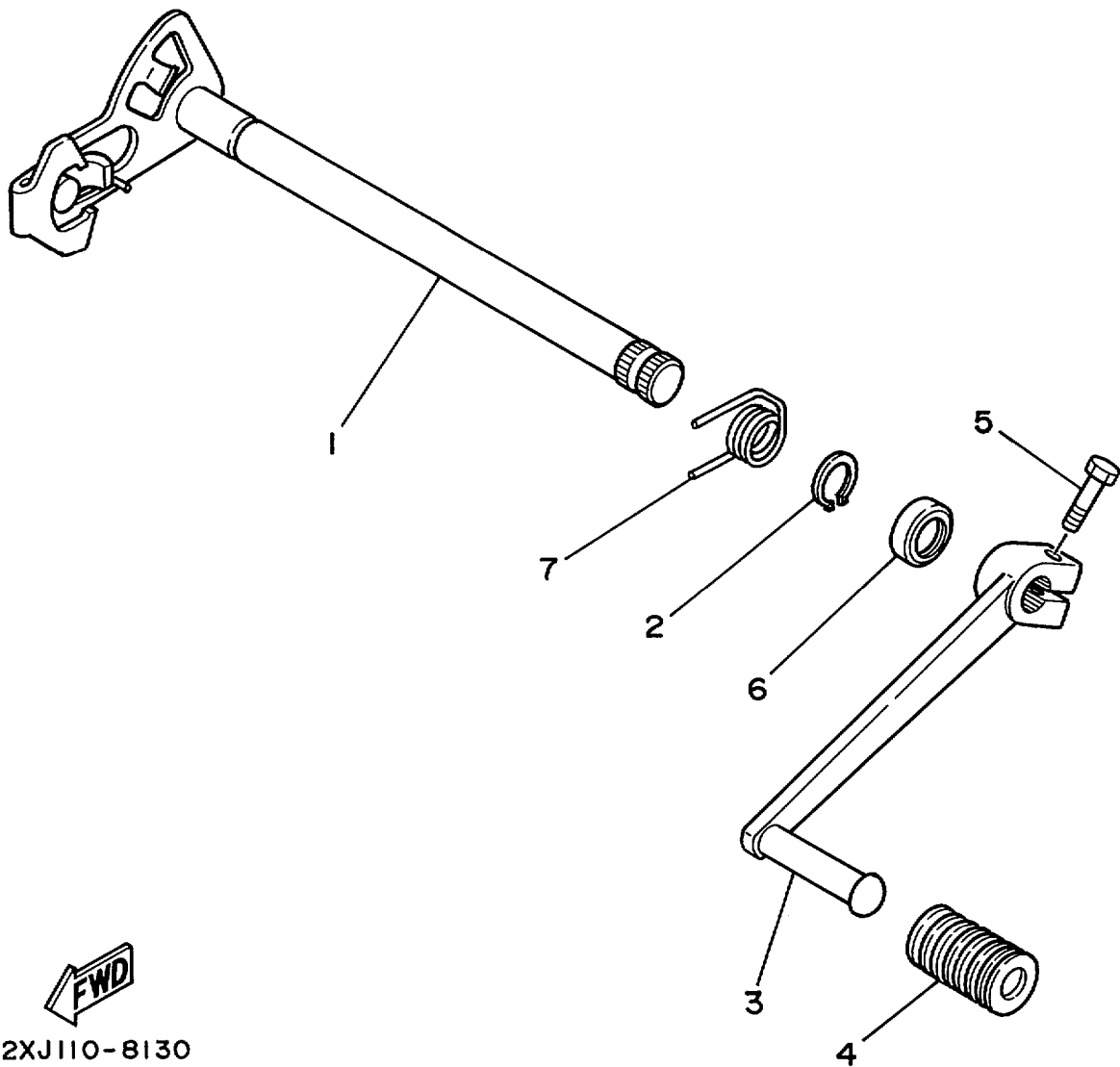
Ref. No.	Part Number	Description	Qty	Remarks
29	97027-06012-00	BOLT	2	
30	10V-17471-00-00	PLATE, COVER	1	
31	98507-06012-00	SCREW, PAN HEAD	2	

FWD
3JMS100-8110



SHIFT CAM FORK

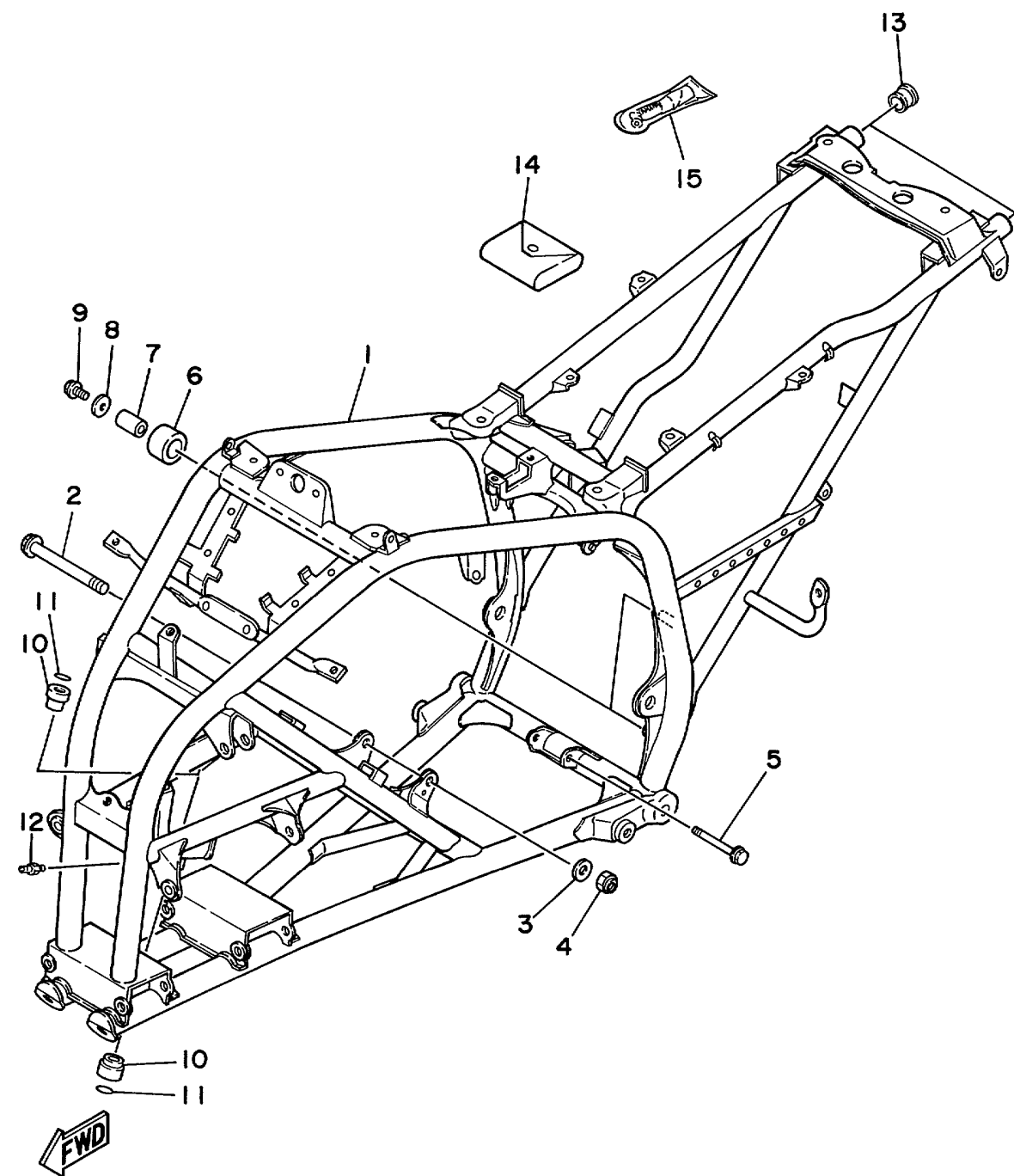
Ref. No.	Part Number	Description	Qty	Remarks
1	2XJ-18540-01-00	SHIFT CAM ASSY	1	
2	10V-18140-00-00	STOPPER LEVER ASSY	1	
3	90508-29749-00	SPRING, TORSION	1	
4	90109-063F7-00	BOLT	1	
5	37F-18511-00-00	FORK, SHIFT 1	1	
6	37F-18512-00-00	FORK, SHIFT 2	1	
7	37F-18513-00-00	FORK, SHIFT 3	1	
8	90250-06013-00	PIN, STRAIGHT	3	
9	5X5-18531-01-00	BAR, SHIFT FORK GUIDE 1 ...	1	
10	34X-18535-00-00	BAR, SHIFT FORK GUIDE 2 ...	1	
11	99009-10400-00	CIRCLIP	1	



2XJ110-8130

SHIFT SHAFT

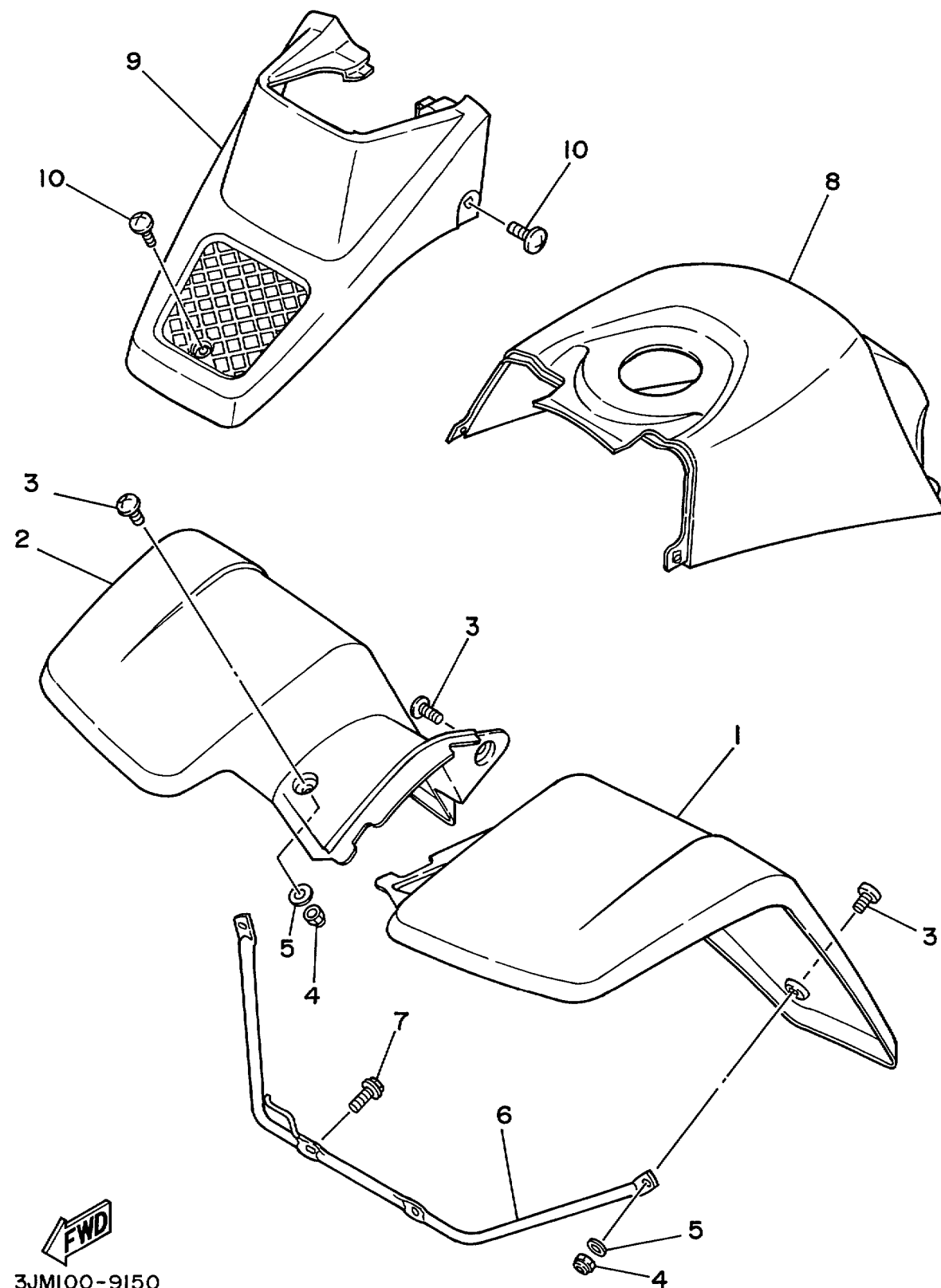
Ref. No.	Part Number	Description	Qty	Remarks
1	37F-18101-02-00	SHIFT SHAFT ASSY	1	
2	99001-10600-00	CIRCLIP	1	
3	2XJ-18111-00-00	PEDAL, SHIFT	1	
4	132-18113-01-00	COVER, SHIFT PEDAL	1	
5	97017-06020-00	BOLT, WITH WASHER	1	
6	93101-12173-00	OIL SEAL	1	
7	90508-32553-00	SPRING, TORSION	1	



3JMI00-9140

FRAME

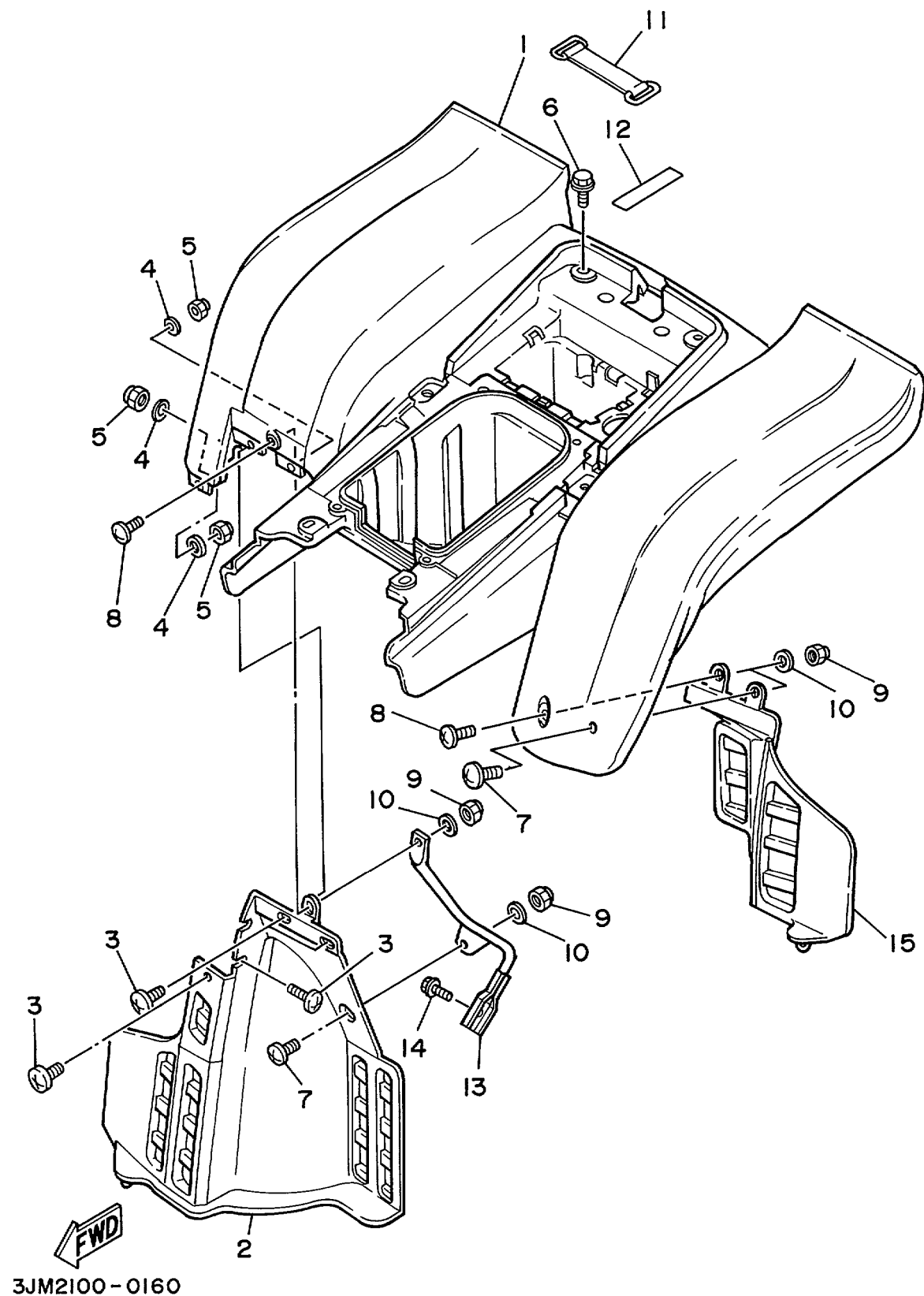
Ref. No.	Part Number	Description	Qty	Remarks
1	2XJ-21110-11-35	FRAME COMP.	1	SL
2	90105-10328-00	BOLT, WASHER BASED	1	
3	90201-10774-00	WASHER, PLATE	1	
4	90185-10060-00	NUT, SELF-LOCKING	1	
5	90105-08721-00	BOLT, WASHER BASED	1	
6	30X-22178-00-00	TENSIONER	2	
7	4V4-22184-00-00	BUSH	2	
8	90201-08753-00	WASHER, PLATE	2	
9	95807-08012-00	BOLT, FLANGE	2	
10	90381-15040-00	BUSH, SOLID	2	
11	93210-15414-00	O-RING	2	
12	93700-06004-00	NIPPLE, GREASE	1	
13	90338-23172-00	PLUG	2	
14	2XJ-28100-00-00	TOOL KIT	1	
15	1NV-2811A-00-00	GAUGE, AIR	1	



3JM100-9150

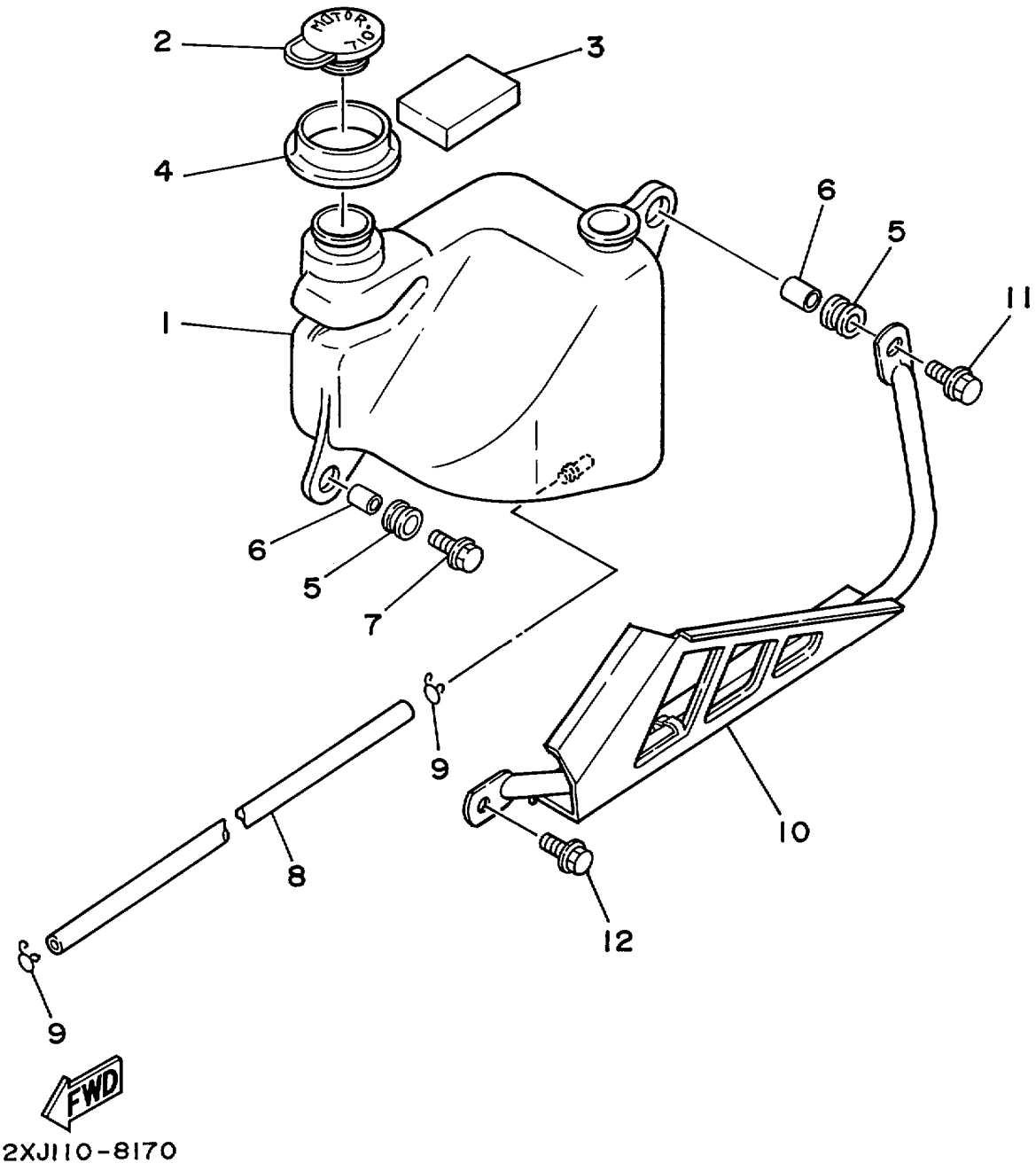
FRONT FENDER

Ref. No.	Part Number	Description	Qty	Remarks
1	2XJ-W2151-B0-00	FRONT FENDER COMP.	1	UR, RW
	2XJ-W2151-C0-00	FRONT FENDER COMP.	1	UR, DPBSE
2	2XJ-21556-B0-00	FENDER, FRONT 2	1	UR, FOR RW
	2XJ-21556-C0-00	FENDER, FRONT 2	1	UR, FOR DPBSE
3	90149-06306-00	SCREW	6	
4	95607-06100-00	. NUT, U	4	
5	92907-06200-00	WASHER	4	
6	2XJ-21513-00-00	STAY, FENDER 1	1	
7	95827-06012-00	BOLT, FLANGE	2	
8	2XJ-2171A-90-00	COVER, TOP	1	UR, FOR RW YAMAHA BLACK
	2XJ-2171A-C0-00	COVER, TOP	1	UR, FOR DPBSE
9	2XJ-23391-90-00	PANEL, FRONT	1	UR, FOR RW YAMAHA BLACK
	2XJ-23391-C0-00	PANEL, FRONT	1	UR, FOR DPBSE
10	90154-05051-00	SCREW, BINDING	3	



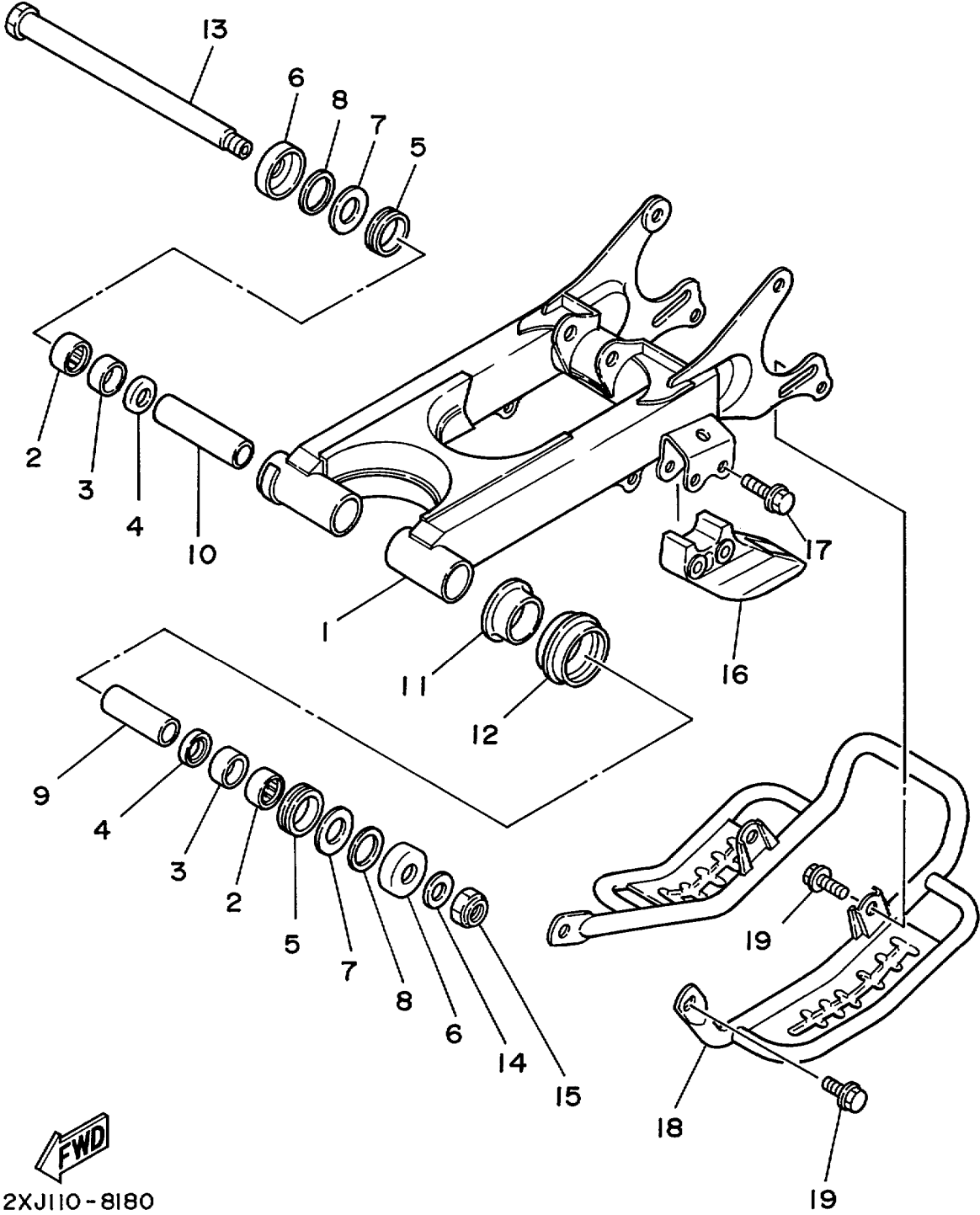
REAR FENDER

Ref. No.	Part Number	Description	Qty	Remarks
1	2XJ-W2161-N1-00	REAR FENDER COMP.	1	UR, FOR RW
	2XJ-W2161-R1-00	REAR FENDER COMP.	1	UR, FOR DPBSE
2	3JM-21621-00-00	FLAP	1	
3	90154-05005-00	SCREW, BINDING	5	
4	92907-05200-00	WASHER	5	
5	95607-05100-00	. NUT, U	5	
6	90119-06056-00	BOLT, WITH WASHER	6	
7	90149-06306-00	SCREW	2	
8	90150-06037-00	SCREW, ROUND HEAD	2	
9	95607-06100-00	. NUT, U	4	
10	92907-06200-00	WASHER	4	
11	2T4-82131-00-00	BAND, BATTERY	1	
12	93210-61750-00	O-RING	1	
13	2XJ-21614-00-00	STAY, FENDER 2	1	
14	92017-08012-00	BOLT, BUTTON HEAD	1	
15	3JM-21691-00-00	FLAP	1	



OIL TANK

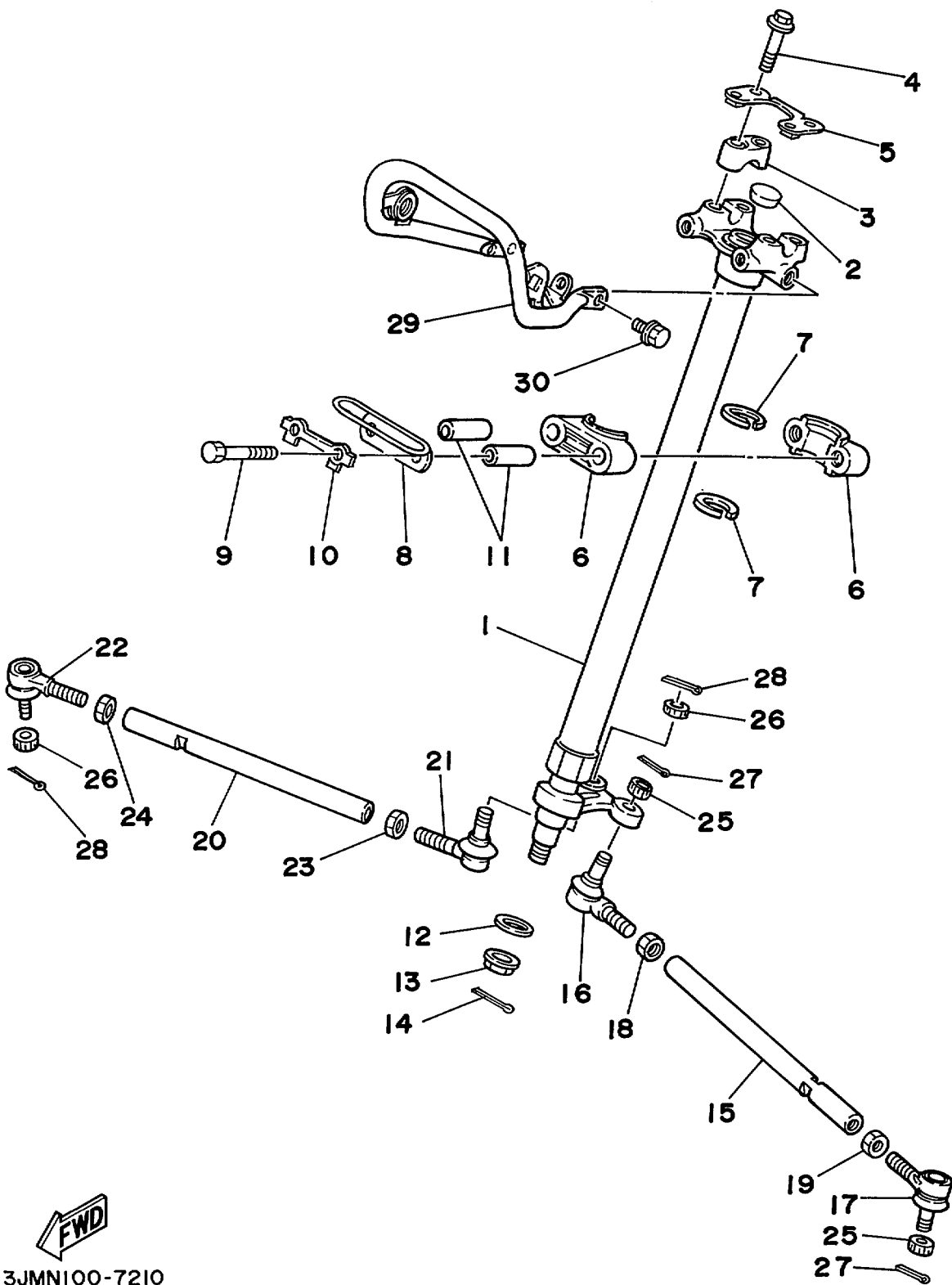
Ref. No.	Part Number	Description	Qty	Remarks
1	2XJ-21751-01-00	TANK, OIL	1	
2	2N3-21771-01-00	BODY, CAP	1	
3	2XJ-21746-00-00	DAMPER	1	
4	90480-48493-00	GROMMET	1	
5	90480-13238-00	GROMMET	2	
6	90387-07391-00	COLLAR	2	
7	95827-06025-00	BOLT, FLANGE	1	
8	90445-084J3-00	HOSE (L870)	1	
9	90467-08075-00	CLIP	2	
10	2XJ-2172W-00-00	COVER	1	
11	95827-06025-00	BOLT, FLANGE	1	
12	95827-06025-00	BOLT, FLANGE	1	



REAR ARM

Ref. No.	Part Number	Description	Qty	Remarks
1	2XJ-22110-00-35	REAR ARM COMP.	1	SL
2	93317-22237-00	BEARING	2	
3	90380-22111-00	BUSH, SOLID	2	
4	93106-22019-00	OIL SEAL (DC 22-28-8)	2	
5	93108-35004-00	OIL SEAL (35-41-8)	2	
6	2K6-22128-01-00	COVER, THRUST 1	2	
7	90201-244A9-00	WASHER, PLATE (2.05T)	2	
8	156-22127-00-00	SHIM (0.3T)	1	
9	2XJ-22123-00-00	BUSH 1	1	
10	2XJ-22124-00-00	BUSH 2	1	
11	2GU-22155-00-00	PIPE	1	
12	2GU-22151-10-00	SEAL, GUARD	1	
13	2JN-22141-00-00	SHAFT, PIVOT	1	
14	90201-14215-00	WASHER, PLATE	1	
15	90185-14070-00	NUT, SELF-LOCKING	1	
16	38W-22199-00-00	SUPPORT, CHAIN	1	
17	95807-08040-00	BOLT, FLANGE	2	
18	2XJ-2219X-00-00	COVER	1	
19	95827-08012-00	BOLT, FLANGE	4	

STEERING



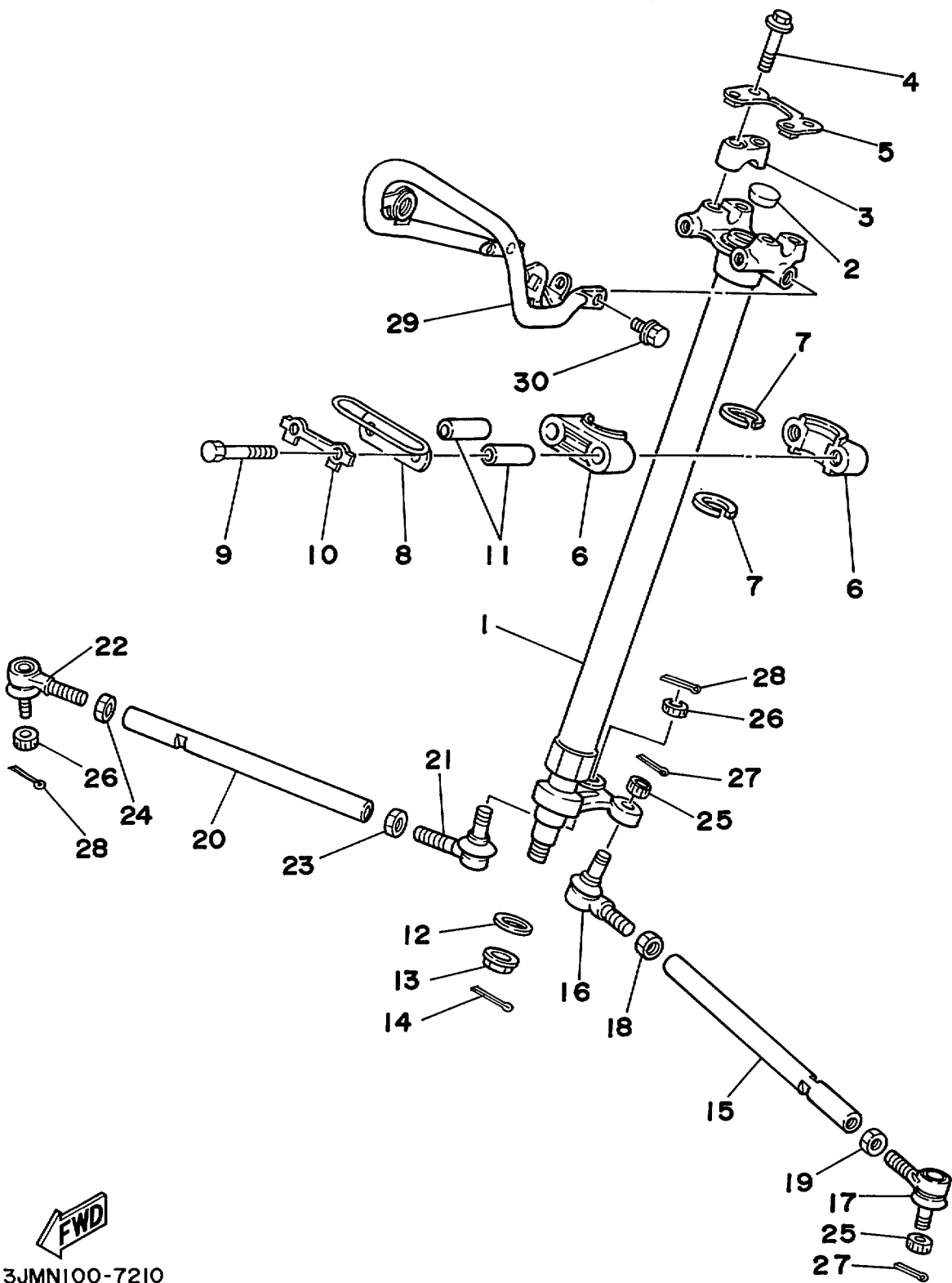
Ref. No.	Part Number	Description	Qty	Remarks
1	2XJ-23813-01-00	COLUMN, STEERING 2	1	
2	90336-28053-00	PLUG, TAPER	1	
3	8K1-23814-00-00	HOLDER, HANDLE	2	
4	95827-08035-00	BOLT, FLANGE	4	
5	2GU-2629K-00-00	STAY	1	
6	1UY-23812-00-00	PLANE BEARING, STEERING	2	
7	93112-31011-00	OIL SEAL	2	
8	2XJ-23868-00-00	BRACKET, STEERING LOWER	1	
9	97027-08060-00	BOLT	2	
10	1UY-23894-01-00	WASHER, LOCK 1	1	
11	90387-090R0-00	COLLAR	2	
12	90201-10774-00	WASHER, PLATE	1	
13	90185-10115-00	NUT, SELF-LOCKING	1	
14	91401-20020-00	PIN, COTTER	1	
15	2XJ-23831-01-00	ROD, TIE	1	
16	1UY-23841-01-00	JOINT, UNIVERSAL 1	1	
17	1UY-23845-01-00	JOINT, UNIVERSAL 2	1	
18	95307-10700-00	NUT	1	
19	90170-10186-00	NUT	1	
20	2XJ-23831-01-00	ROD, TIE	1	
21	1UY-23841-01-00	JOINT, UNIVERSAL 1	1	
22	1UY-23845-01-00	JOINT, UNIVERSAL 2	1	
23	95307-10700-00	NUT	1	
24	90170-10186-00	NUT	1	
25	90171-10046-00	NUT, CASTLE	2	
26	90171-10046-00	NUT, CASTLE	2	
27	91401-20020-00	PIN, COTTER	2	
28	91401-20020-00	PIN, COTTER	2	
29	2XJ-23174-00-00	STAY, HEADLIGHT	1	

CONTINUED ON NEXT FRAME ➤

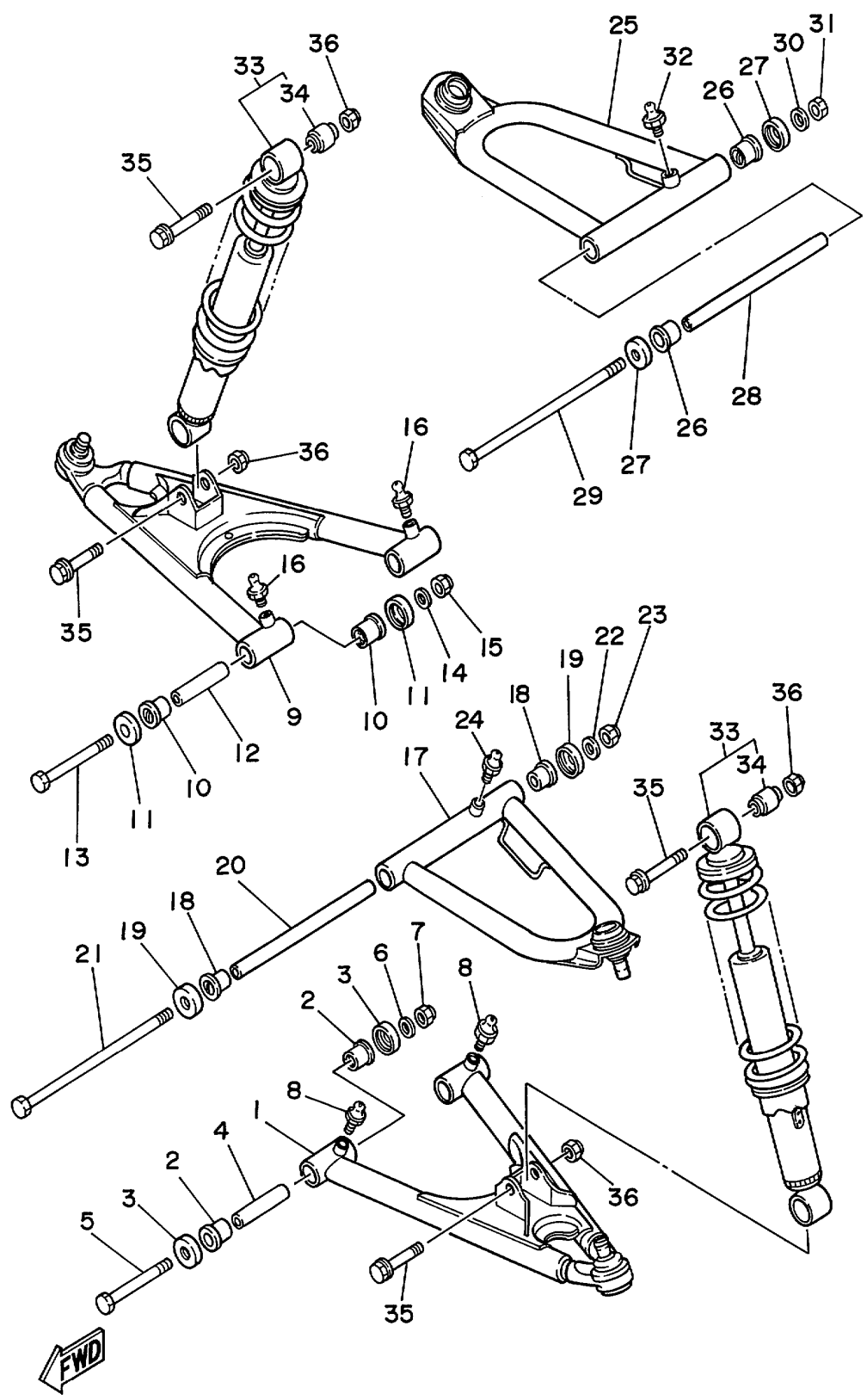
FWD
3JMN100-7210

STEERING

Ref. No.	Part Number	Description	Qty	Remarks
30	95807-08014-00	BOLT, FLANGE	4	




3JMN100-7210

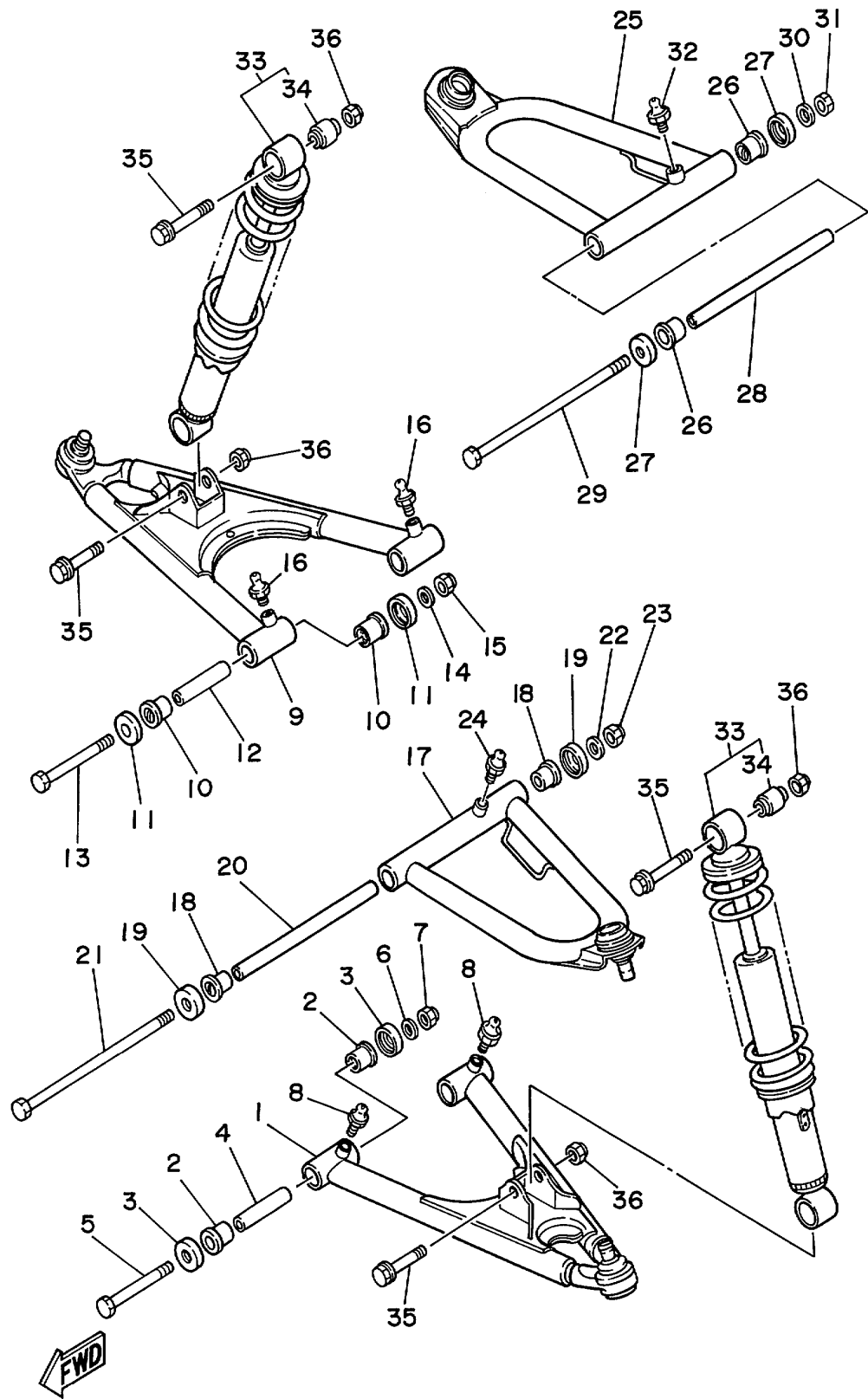


2XJ110-8200

FRONT SUSPENSION WHEEL

Ref. No.	Part Number	Description	Qty	Remarks
1	3JM-23570-00-35	FRONT LOWER ARM COMP. (LEFT)	1	SL
2	90381-15088-00	BUSH, SOLID	4	
3	1UY-23517-00-00	COVER, THRUST 1	4	
4	90387-101R3-00	COLLAR	2	
5	90101-10655-00	BOLT	2	
6	90201-10430-00	WASHER, PLATE	2	
7	90185-10120-00	NUT, SELF-LOCKING	2	
8	93700-06004-00	NIPPLE, GREASE	2	
9	3JM-23580-00-35	FRONT LOWER ARM COMP. (RIGHT)	1	SL
10	90381-15088-00	BUSH, SOLID	4	
11	1UY-23517-00-00	COVER, THRUST 1	4	
12	90387-101R3-00	COLLAR	2	
13	90101-10655-00	BOLT	2	
14	90201-10430-00	WASHER, PLATE	2	
15	90185-10120-00	NUT, SELF-LOCKING	2	
16	93700-06004-00	NIPPLE, GREASE	2	
17	2XJ-23540-00-35	FRONT UPPER ARM COMPLETE (LEFT)	1	SL
18	90381-15088-00	BUSH, SOLID	2	
19	1UY-23517-00-00	COVER, THRUST 1	2	
20	90387-101U6-00	COLLAR	1	
21	336-22141-00-00	SHAFT, PIVOT	1	
22	90201-10430-00	WASHER, PLATE	1	
23	90185-10120-00	NUT, SELF-LOCKING	1	
24	93700-06004-00	NIPPLE, GREASE	1	
25	2XJ-23550-00-35	FRONT UPPER ARM COMPLETE (RIGHT)	1	SL
26	90381-15088-00	BUSH, SOLID	2	

CONTINUED ON NEXT FRAME ➤

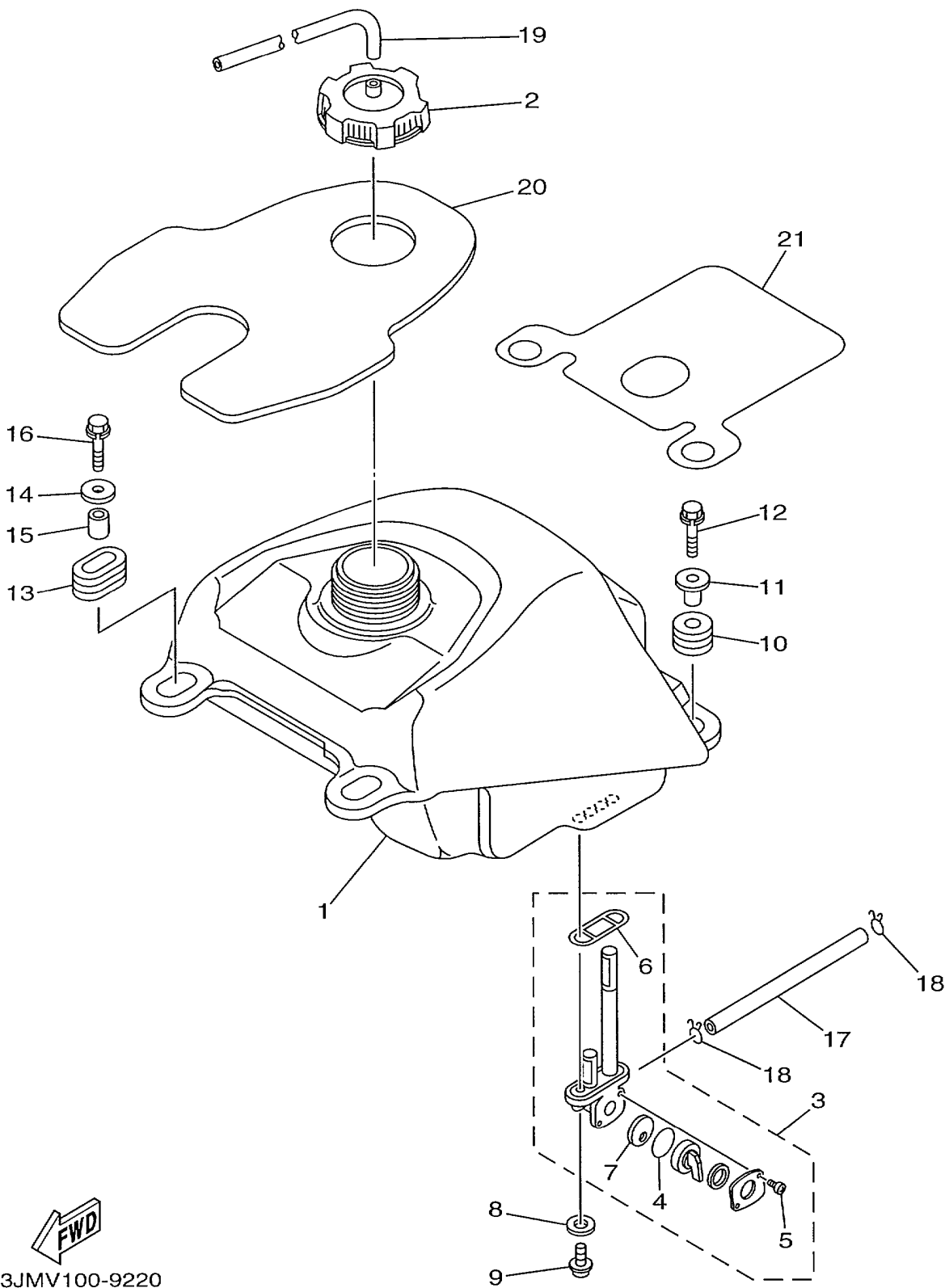


2XJ110-8200

FRONT SUSPENSION WHEEL

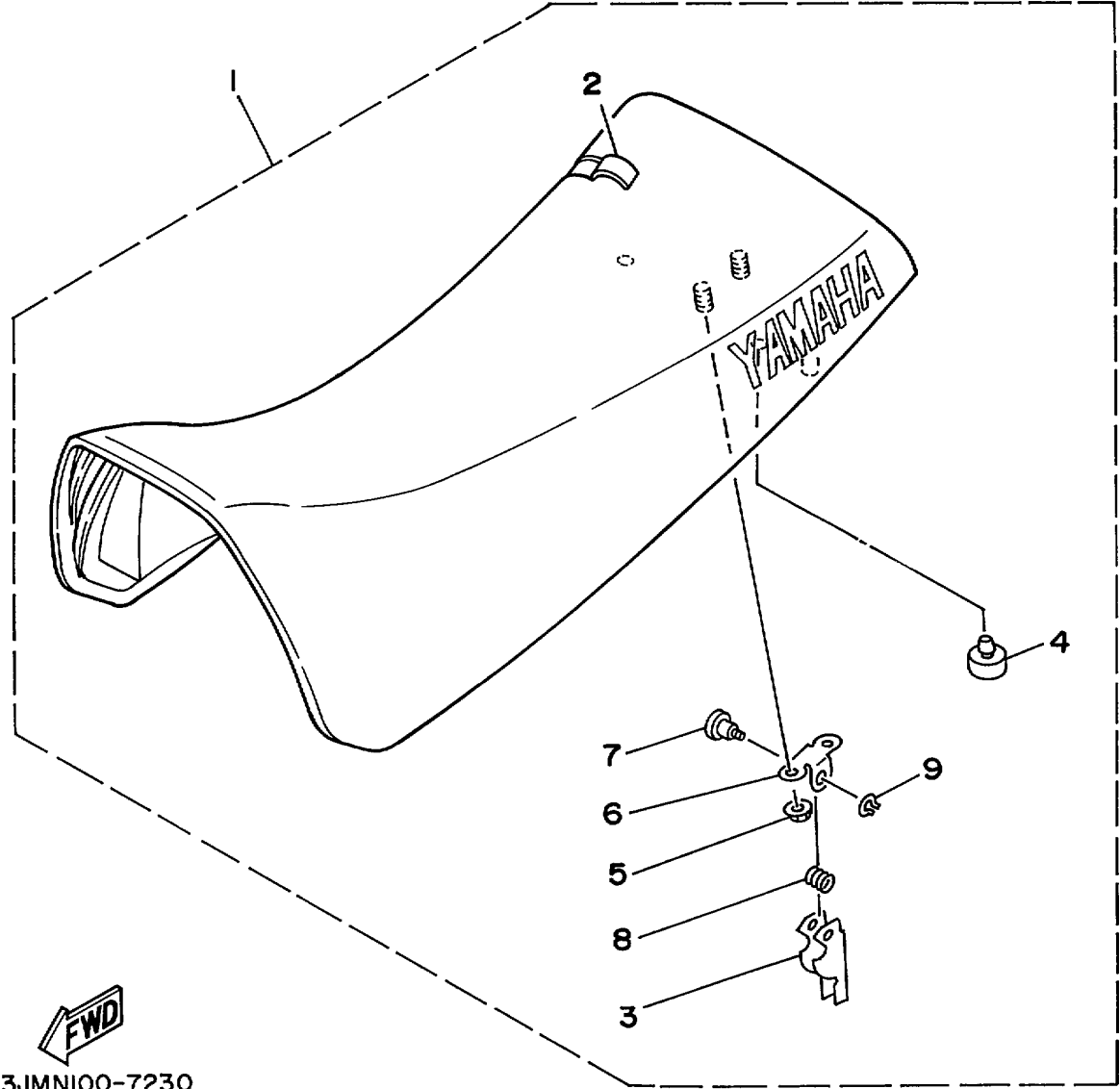
Ref. No.	Part Number	Description	Qty	Remarks
27	1UY-23517-00-00	COVER, THRUST 1	2	
28	90387-101U6-00	COLLAR	1	
29	336-22141-00-00	SHAFT, PIVOT	1	
30	90201-10430-00	WASHER, PLATE	1	
31	90185-10120-00	NUT, SELF-LOCKING	1	
32	93700-06004-00	NIPPLE, GREASE	1	
33	2XJ-23350-00-6W	SHOCK ABSORBER ASSEMBLY	2	NTR
	2XJ-23350-00-P2	SHOCK ABSORBER ASSEMBLY	2	LRYS1
34	2XJ-2331R-00-00	. DAMPER, BUSH B	2	
35	90105-10388-00	BOLT, WASHER BASED	4	
36	90185-10060-00	NUT, SELF-LOCKING	4	

FUEL TANK



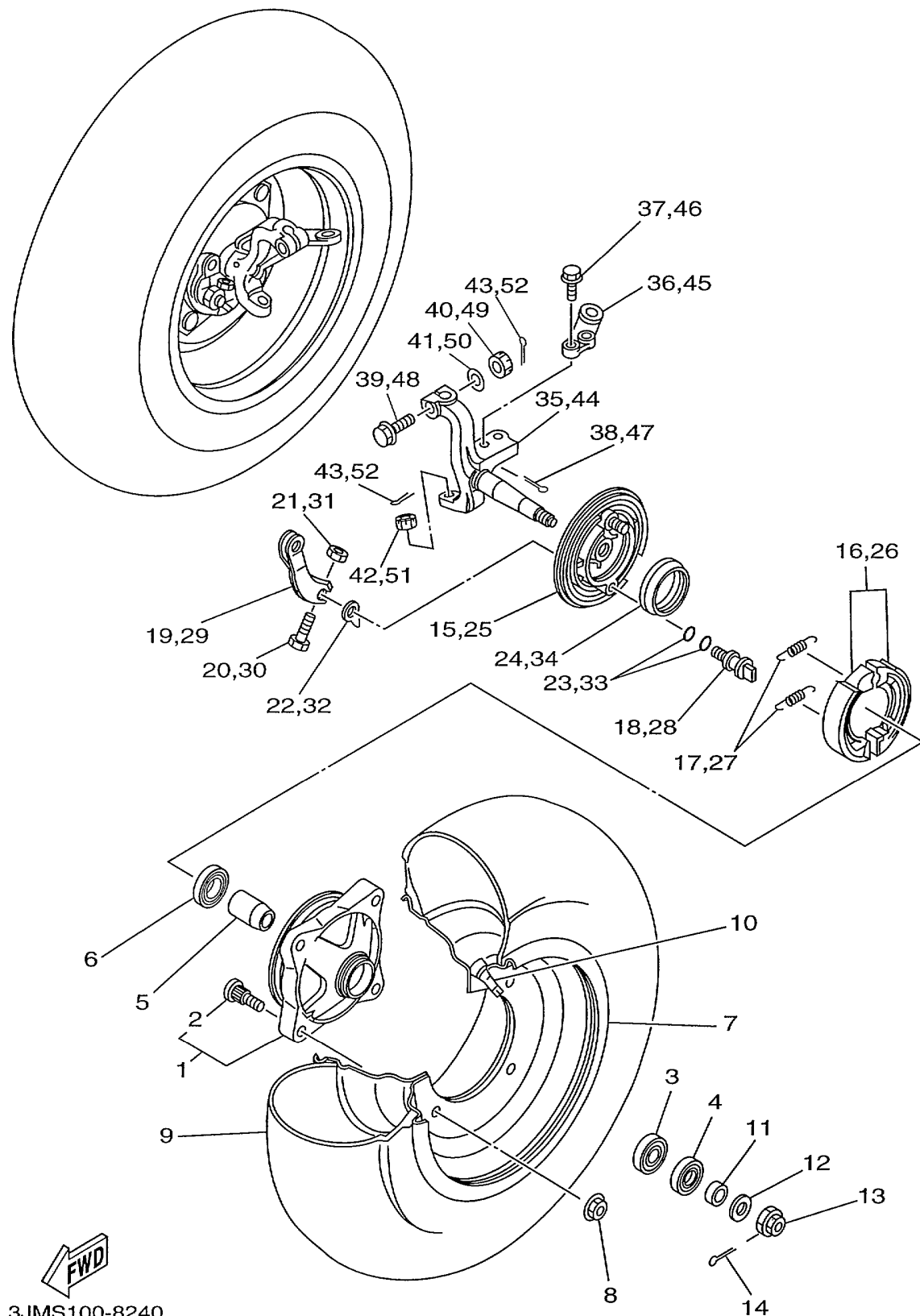
Ref. No.	Part Number	Description	Qty	Remarks
1	2XJ-24110-00-00	FUEL TANK COMP.	1	
2	1UY-24610-00-00	CAP ASSY	1	
3	55W-24500-01-00	FUEL COCK ASSY 1	1	
4	3AJ-24534-00-00	. SEAL, COCK	1	
5	97801-03008-00	. SCREW, PAN HEAD	2	
6	4X8-24512-00-00	. O-RING	1	
7	3AJ-24523-00-00	. VALVE PACKING	1	
8	90202-05193-00	WASHER, PLATE	2	
9	90149-06011-00	SCREW	2	
10	90480-18290-00	GROMMET	2	
11	90387-066H4-00	COLLAR	2	
12	90119-06073-00	BOLT, WITH WASHER	2	
13	90480-01400-00	GROMMET	2	
14	90201-060L5-00	WASHER, PLATE	2	
15	90387-07598-00	COLLAR	2	
16	90119-06073-00	BOLT, WITH WASHER	2	
17	90445-100E9-00	HOSE (L155)	1	
18	90467-09006-00	CLIP	2	
19	90445-084J1-00	HOSE (L420)	1	
20	2XJ-2414H-01-00	DAMPER, PLATE 1	1	
21	3JM-2414J-00-00	DAMPER, PLATE 2	1	


3JMV100-9220



SEAT

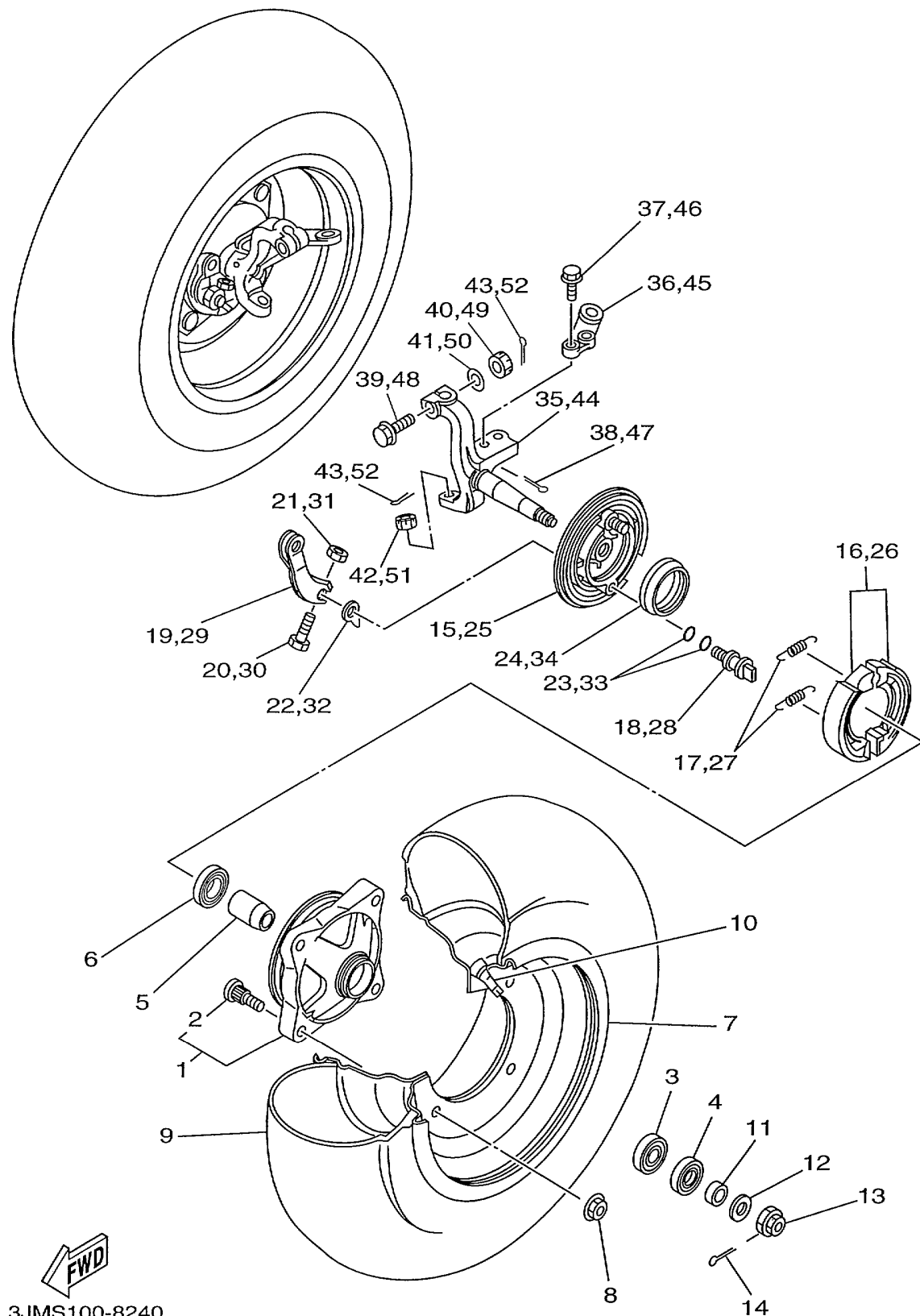
Ref. No.	Part Number	Description	Qty	Remarks
1	2XJ-24710-A0-00	SINGLE SEAT ASSEMBLY ...	1	YAMAHA BLACK
2	2XJ-24731-A0-00	. COVER, SEAT	1	YAMAHA BLACK
3	29U-24776-00-00	. LEVER, SEAT	1	
4	371-27114-00-00	. STOPPER, MAIN STAND	2	
5	95707-06500-00	. NUT, FLANGE	4	
6	4K0-24775-00-00	. BRACKET, SEAT LEVER	1	
7	4K0-24774-01-00	. PIN	1	
8	90508-20779-00	. SPRING, TORSION	1	
9	93440-04002-00	. CIRCLIP	1	



FRONT WHEEL

Ref. No.	Part Number	Description	Qty	Remarks
1	2XJ-25111-00-00	HUB, FRONT	2	
2	90114-10007-00	BOLT, SERRATION	4	
3	93306-20205-00	BEARING (B6202)	2	
4	93102-22216-00	OIL SEAL	2	
5	1UY-25117-00-00	SPACER, BEARING	2	
6	93306-90403-00	BEARING	2	
7	2XJ-25180-00-35	WHEEL COMP.	2	SL
8	95707-10500-00	NUT, FLANGE	8	
9	94107-100X3-00	TIRE (AT21X7-10KT851A T/L N)	2	UR DUNLOP
	94107-105W8-00	TIRE (AT21X7-10C-873 T/L) ...	2	UR CHENG SHIN
10	93900-00022-00	VALVE, RIM	2	TAIHEIYO
11	90387-150R1-00	COLLAR	2	
12	90201-14586-00	WASHER, PLATE	2	
13	90171-14020-00	NUT, CASTLE	2	
14	91401-30025-00	PIN, COTTER	2	
15	2XJ-25121-00-00	PLATE, BRAKE SHOE	1	
16	4BE-W2536-00-00	BRAKE SHOE SET	1	
17	90506-15260-00	SPRING, TENSION	2	
18	5G3-25351-02-00	CAMSHAFT	1	
19	52H-25155-00-00	LEVER, CAMSHAFT 1	1	
20	90101-06278-00	BOLT	1	
21	95307-06600-00	NUT	1	
22	52H-2513A-00-00	PLATE, INDICATOR	1	
23	93210-12327-00	O-RING	2	
24	93105-49023-00	OIL SEAL	1	
25	2XJ-25169-00-00	PLATE, BRAKE SHOE 2	1	
26	4BE-W2536-00-00	BRAKE SHOE SET	1	
27	90506-15260-00	SPRING, TENSION	2	
28	5G3-25351-02-00	CAMSHAFT	1	

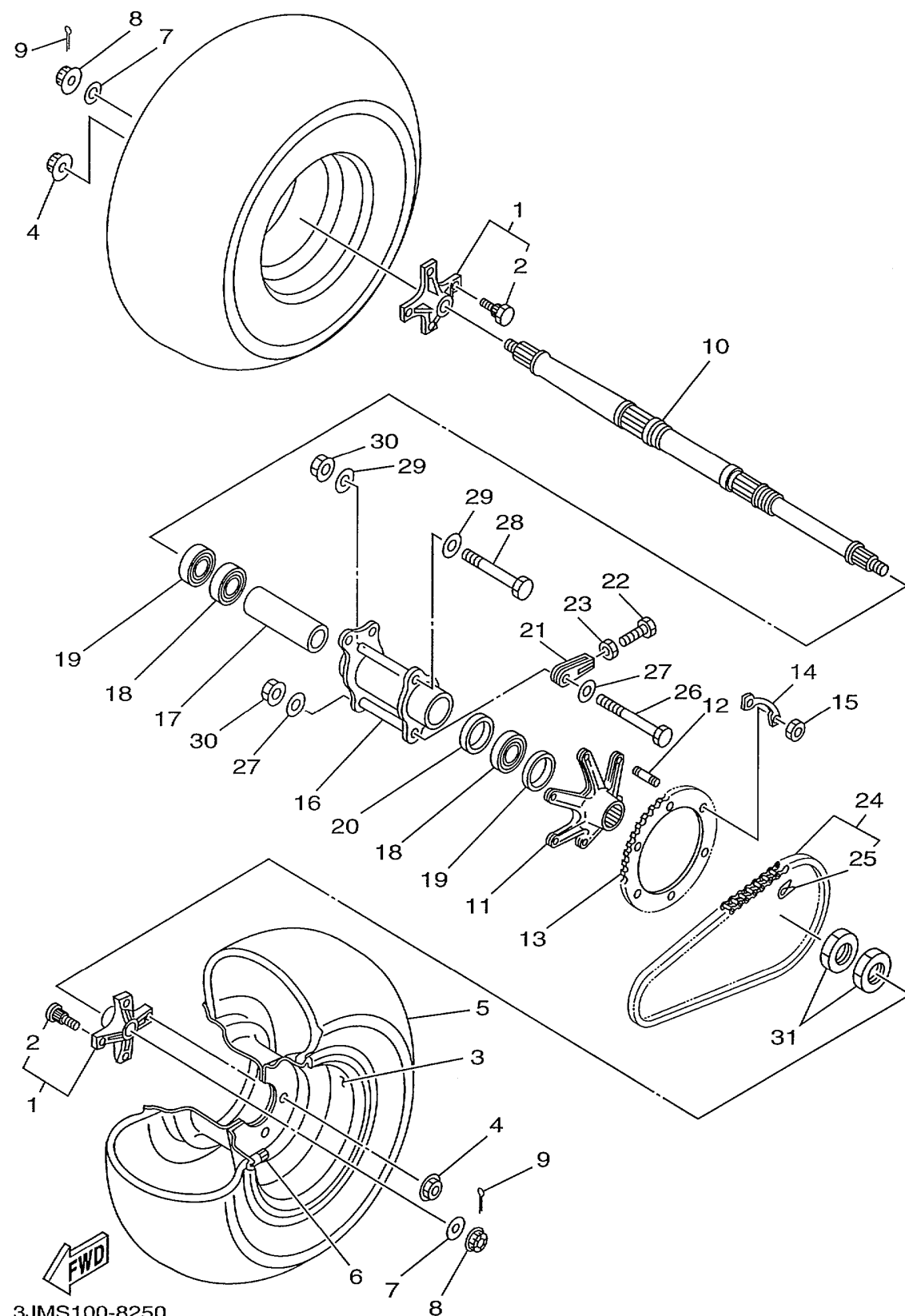
CONTINUED ON NEXT FRAME ➤



3JMS100-8240

FRONT WHEEL

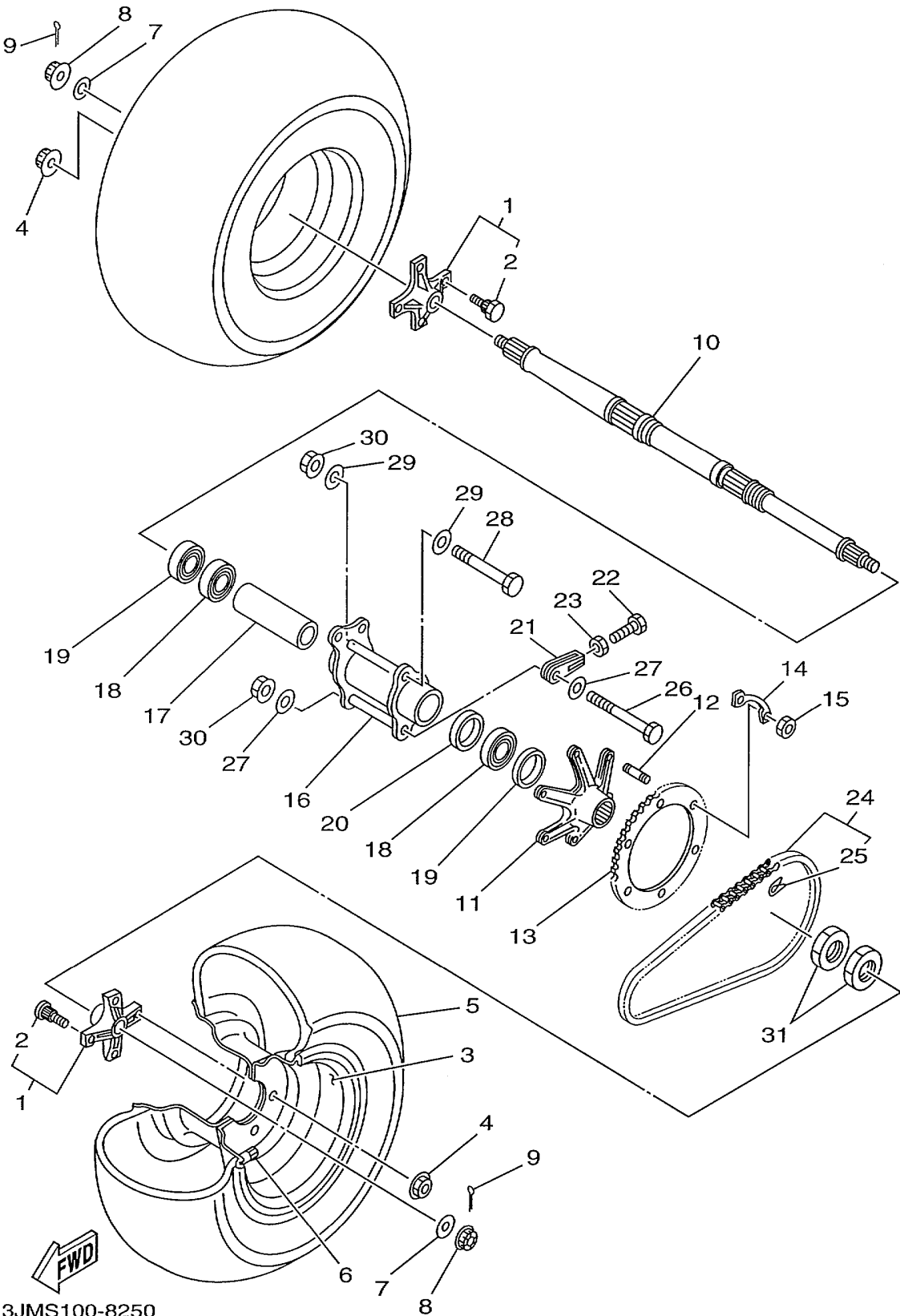
Ref. No.	Part Number	Description	Qty	Remarks
29	52H-25156-00-00	LEVER, CAMSHAFT 2	1	
30	90101-06278-00	BOLT	1	
31	95307-06600-00	NUT	1	
32	52H-2513A-00-00	PLATE, INDICATOR	1	
33	93210-12327-00	O-RING	2	
34	93105-49023-00	OIL SEAL	1	
35	3JM-23511-01-00	KNUCKLE, STEERING 1	1	
36	2XJ-23512-01-00	ARM, KNUCKLE 1	1	
37	90105-10507-00	BOLT, WASHER BASED	2	
38	91401-20020-00	PIN, COTTER	2	
39	90105-10549-00	BOLT, WASHER BASED	1	
40	95337-10600-00	NUT	1	
41	90201-10430-00	WASHER, PLATE	1	
42	90171-10046-00	NUT, CASTLE	1	
43	91401-20020-00	PIN, COTTER	2	
44	3JM-23521-01-00	KNUCKLE, STEERING 2	1	
45	2XJ-23522-01-00	ARM, KNUCKLE 2	1	
46	90105-10507-00	BOLT, WASHER BASED	2	
47	91401-20020-00	PIN, COTTER	2	
48	90105-10549-00	BOLT, WASHER BASED	1	
49	95337-10600-00	NUT	1	
50	90201-10430-00	WASHER, PLATE	1	
51	90171-10046-00	NUT, CASTLE	1	
52	91401-20020-00	PIN, COTTER	2	



REAR WHEEL

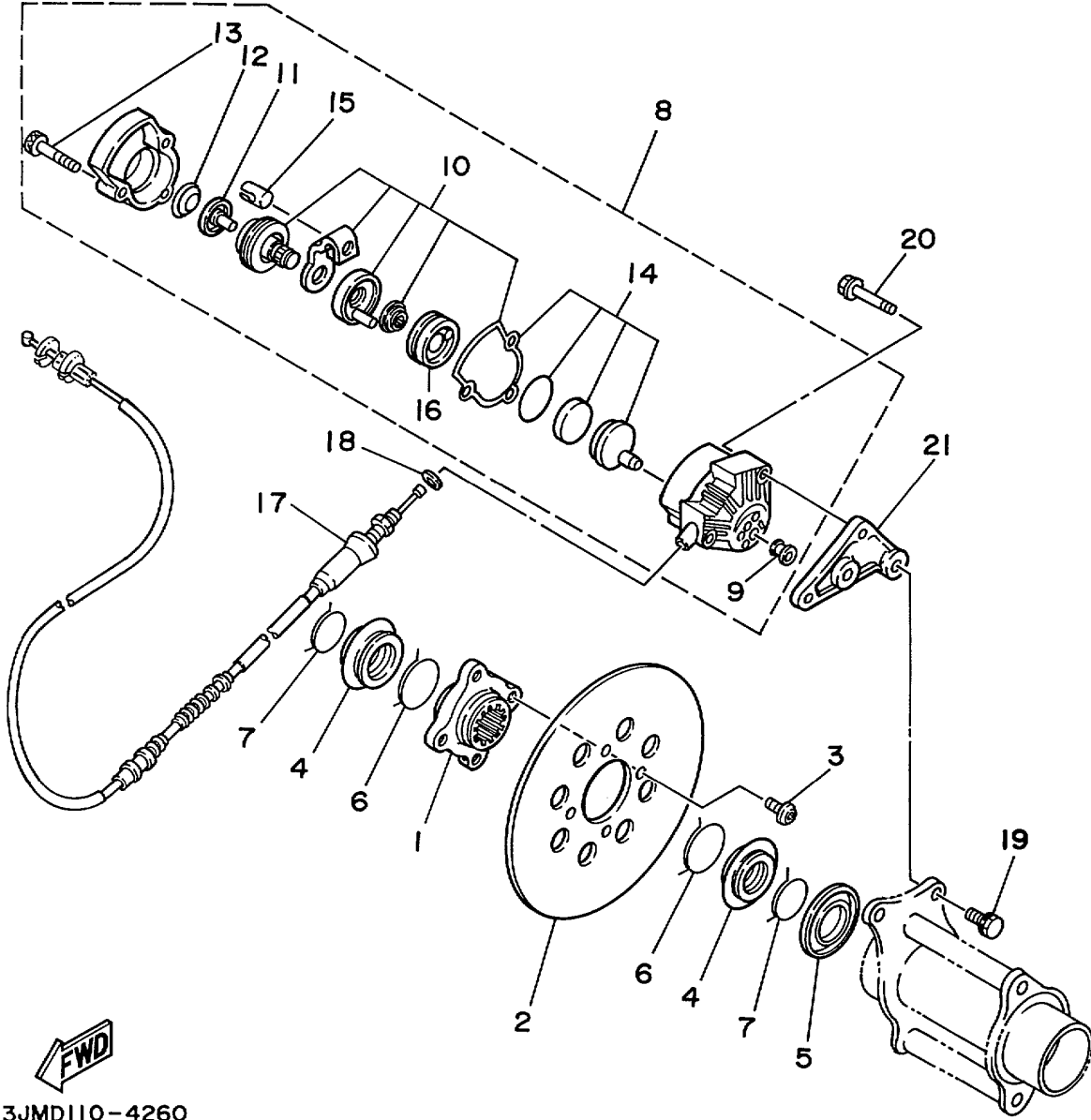
Ref. No.	Part Number	Description	Qty	Remarks
1	2XJ-25383-00-00	COLLAR, WHEEL	2	
2	90114-10010-00	BOLT, SERRATION	4	
3	2VY-25390-00-35	REAR WHEEL COMP.	2	SL
4	95707-10500-00	NUT, FLANGE	8	
5	94110-085W7-00	TIRE (AT21X10-8C-874 T/L) ...	2	UR CHENG SHIN
	94110-085W9-00	TIRE (AT21X10-8KT895A T/L N)	2	UR DUNLOP
6	93900-00022-00	VALVE, RIM	2	TAIHEIYO
7	90201-14226-00	WASHER, PLATE	2	
8	90171-14037-00	NUT, CASTLE	2	
9	91401-30030-00	PIN, COTTER	2	
10	2XJ-25381-00-00	AXLE, WHEEL	1	
11	2XJ-25386-00-00	COLLAR, SPROCKET AXLE ..	1	
12	90116-08507-00	BOLT, STUD	6	
13	2XJ-25440-20-00	SPROCKET, DRIVEN (40T) ...	1	
14	2XJ-25412-00-00	WASHER	3	
15	90170-08258-00	NUT	6	
16	2XJ-25311-00-35	HUB, REAR	1	SL
17	2XJ-25317-00-00	SPACER, BEARING	1	
18	93306-00705-00	BEARING	2	
19	93102-42260-00	OIL SEAL	2	
20	90387-561U7-00	COLLAR	1	
21	2XJ-25388-00-00	PULLER, CHAIN 1	2	
22	90101-08777-00	BOLT	2	
23	95307-08600-00	NUT	2	
24	94581-08092-00	CHAIN	1	
25	94681-08011-00	. JOINT, CHAIN (D.I.D 520V6-FJ)	1	
26	90101-10678-00	BOLT	1	
27	90201-106F2-00	WASHER, PLATE	2	
28	90101-10678-00	BOLT	1	

CONTINUED ON NEXT FRAME ►



REAR WHEEL

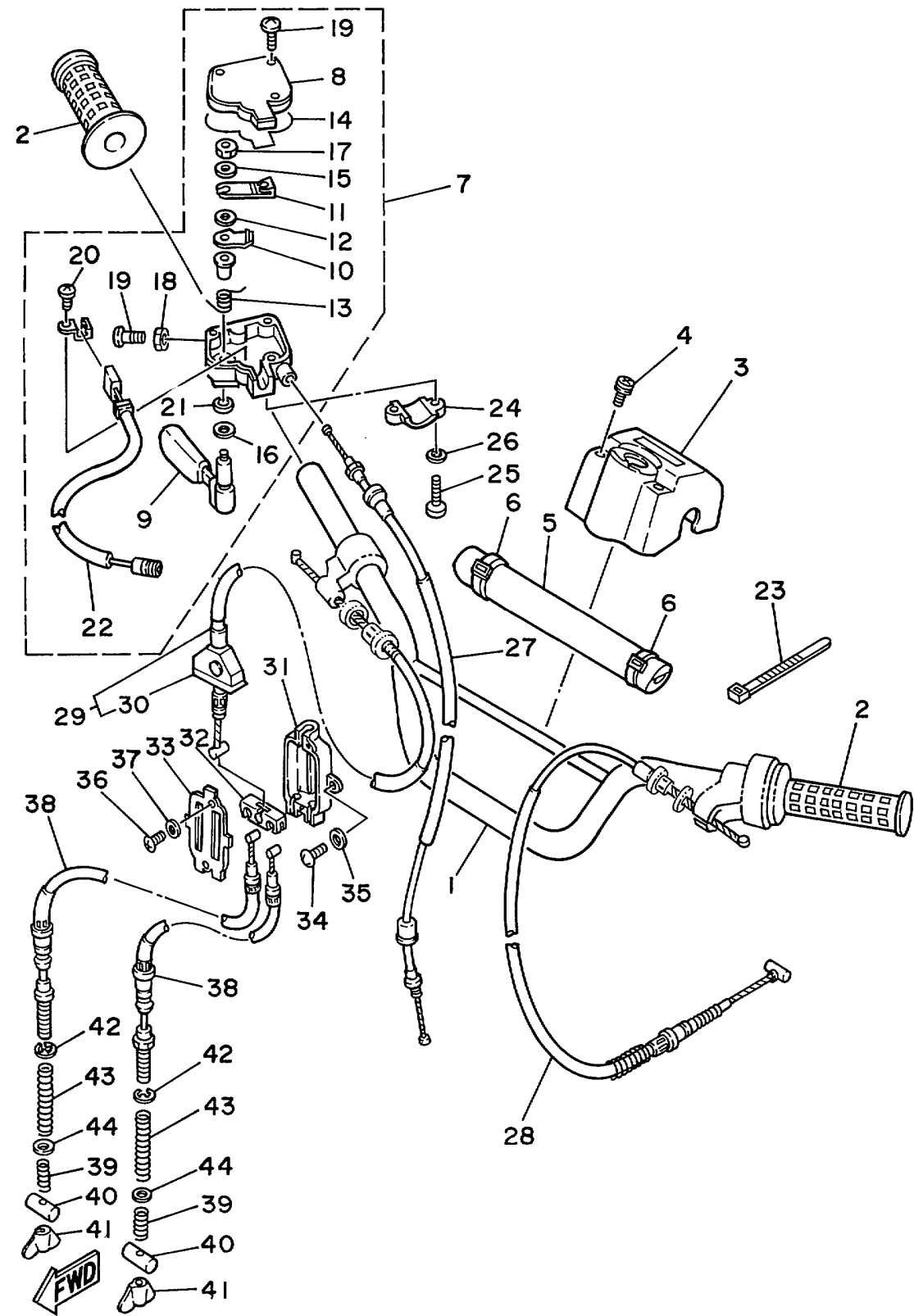
Ref. No.	Part Number	Description	Qty	Remarks
29	90201-106F2-00	WASHER, PLATE	2	
30	95707-10500-00	NUT, FLANGE	2	
31	90170-33376-00	NUT	2	



REAR BRAKE

Ref. No.	Part Number	Description	Qty	Remarks
1	2XJ-25712-00-00	BRACKET, DISC	1	
2	2XJ-25831-50-00	DISC, BRAKE	1	
3	90109-081F0-00	BOLT	4	
4	2XJ-25715-00-00	COVER 1	2	
5	2XJ-25367-00-00	COVER, HUB DUST	1	
6	93440-44158-00	CIRCLIP	2	
7	93440-36159-00	CIRCLIP	2	
8	2XJ-25810-50-00	CALIPER ASSY	1	
9	2XJ-25916-00-00	. PLUG	1	
10	2XJ-25726-01-00	. BRAKE LEVER SET	1	
11	2XJ-25771-00-00	. RATCHET, ADJUSTING	1	
12	2XJ-25772-00-00	. SPRING, RATCHET FIX	1	
13	2XJ-25818-00-00	. BOLT, CALIPER	3	
14	2XJ-25811-00-00	. PAD, CALIPER 2	1	
15	2XJ-25734-00-00	. PIN 1	1	
16	2XJ-25689-00-00	. PLATE, GUIDE	1	
17	2XJ-26351-00-00	CABLE, BRAKE	1	
18	90201-08609-00	WASHER, PLATE	1	
19	90105-08520-00	BOLT, WASHER BASED	2	
20	90105-08521-00	BOLT, WASHER BASED	2	
21	2XJ-25721-00-00	BRACKET, CALIPER	1	

STEERING HANDLE CABLE

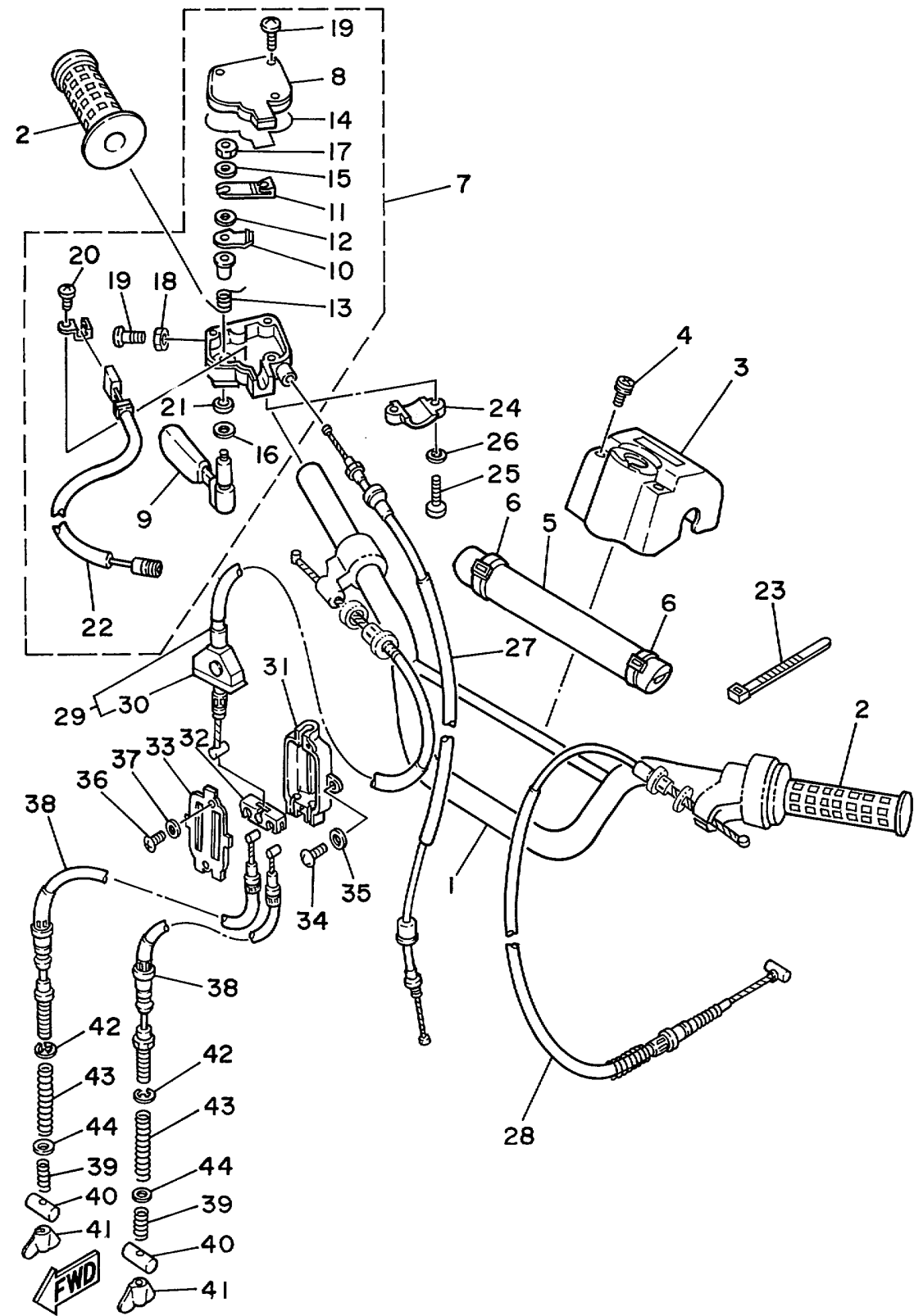


3JM7110-2270

Ref. No.	Part Number	Description	Qty	Remarks
1	2GU-26111-00-00	HANDLEBAR	1	
2	3GB-26241-00-00	GRIP (LEFT)	2	
3	2GU-26124-00-00	PROTECTOR, HANDLEBAR ..	1	
4	90159-06093-00	SCREW, WITH WASHER	2	
5	3GD-2622K-00-00	PROTECTOR 1	1	
6	437-83936-01-00	BAND, SWITCH CORD	2	
7	3GG-26250-00-00	THROTTLE LEVER ASSY	1	
8	2GU-2628F-00-00	. CAP, GEAR	1	
9	2GU-2625G-01-00	. LEVER, THROTTLE	1	
10	2GU-2625H-00-00	. ARM, THROTTLE	1	
11	2GU-2625J-00-00	. ARM, THROTTLE 2	1	
12	2GU-26259-00-00	. COLLAR	1	
13	2GU-26314-00-00	. SPRING	1	
14	2GU-2628G-00-00	. GASKET	1	
15	2GU-26398-00-00	. WASHER	1	
16	1NV-26129-00-00	. WASHER	1	
17	95602-05100-00	. NUT, U	1	
18	95306-05700-00	. NUT	1	
19	98506-05020-00	. SCREW, PAN HEAD	4	
20	98902-03006-00	. SCREW, BIND	1	
21	93104-09025-00	. OIL SEAL	1	
22	3GG-82567-00-00	. SWITCH, THROTTLE	1	
23	437-83936-01-00	BAND, SWITCH CORD	2	
24	4V4-82913-00-00	HOLDER, LEVER LOWER 1 ...	1	
25	98507-05020-00	SCREW, PAN HEAD	2	
26	92907-05100-00	WASHER, SPRING	2	
27	2XJ-26311-00-00	CABLE, THROTTLE 1	1	
28	2XJ-26335-00-00	CABLE, CLUTCH	1	
29	2XJ-26373-01-00	CABLE, BRAKE 4	1	

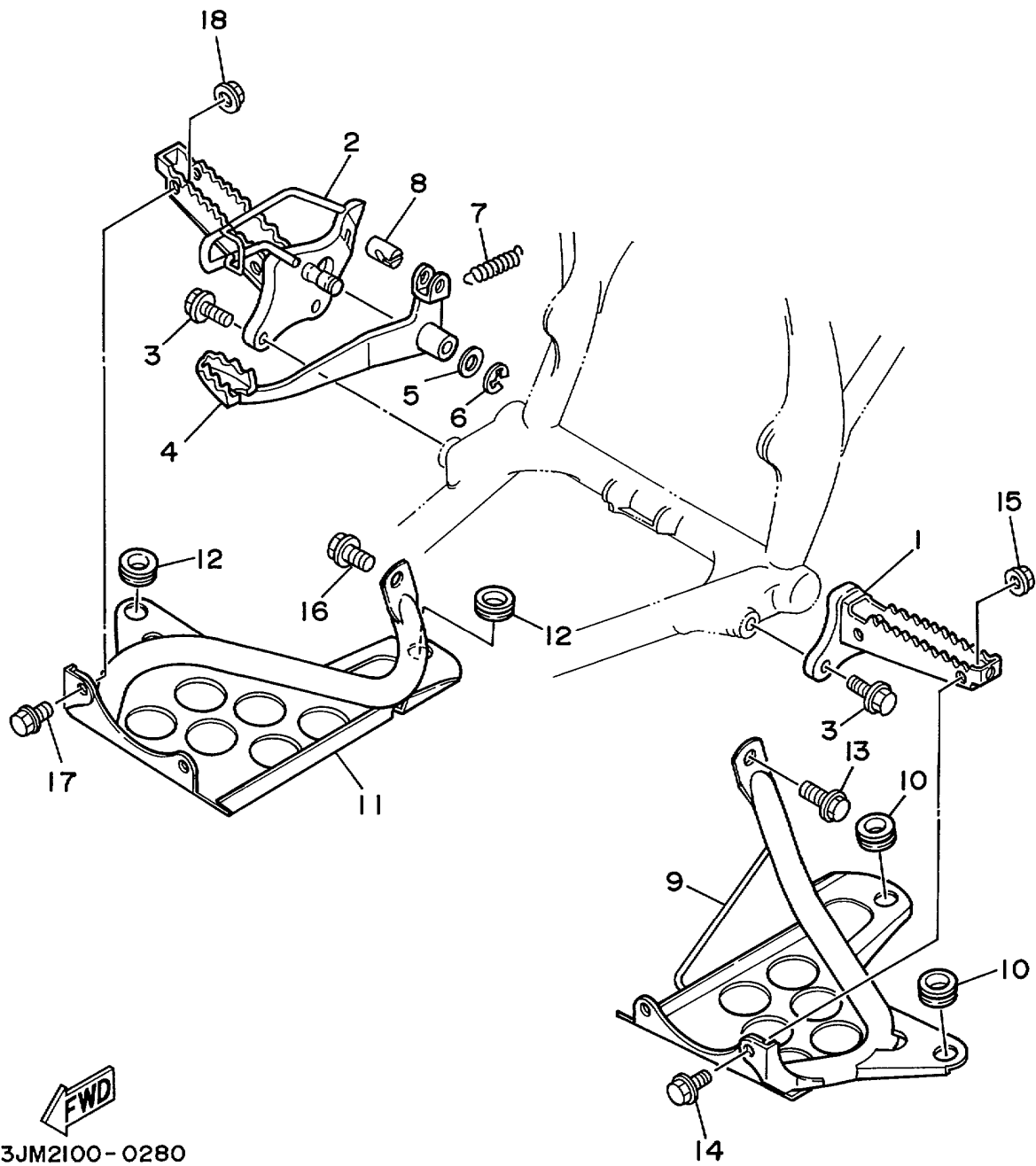
CONTINUED ON NEXT FRAME ➤

STEERING HANDLE CABLE



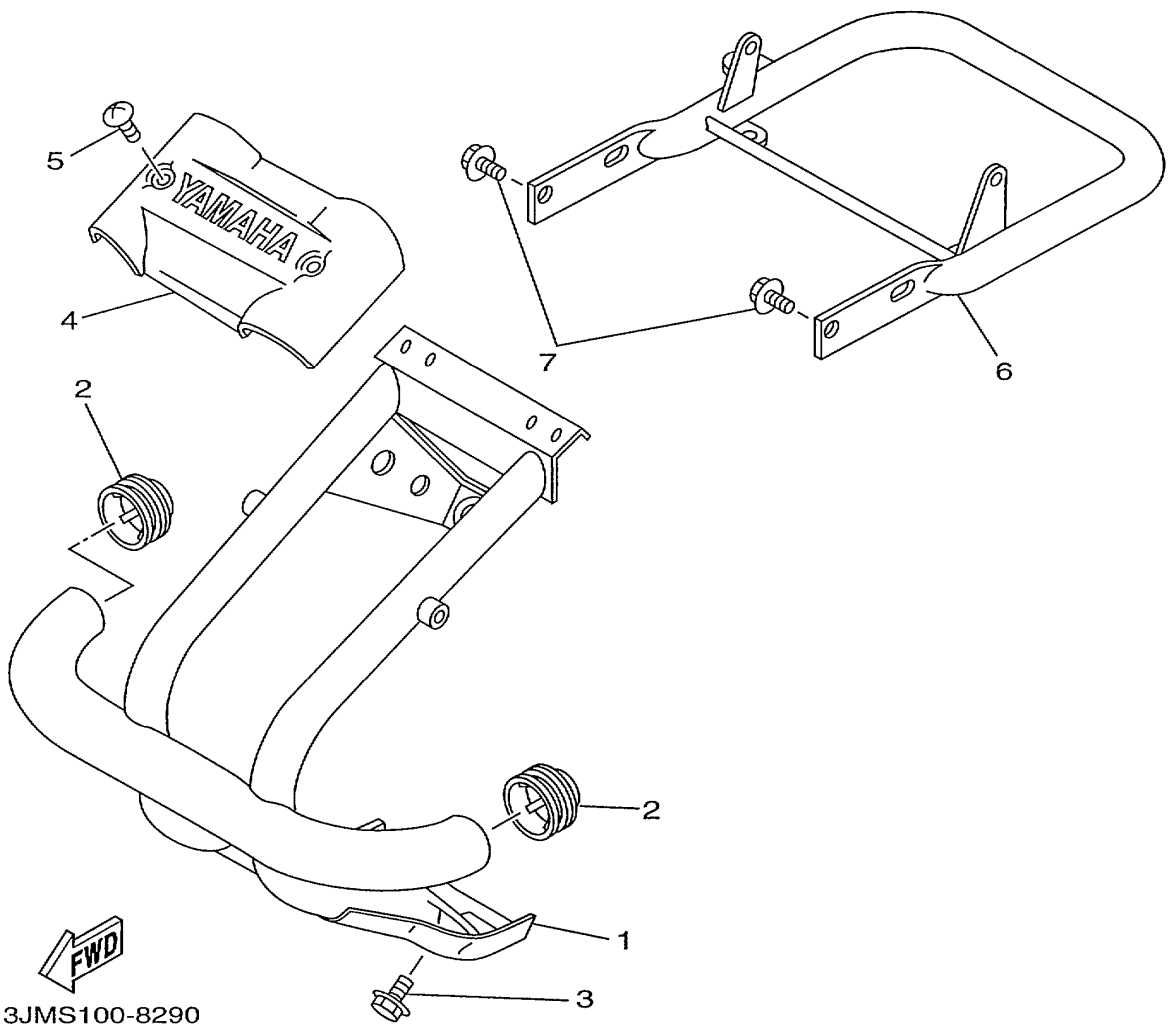
3JM7110-2270

Ref. No.	Part Number	Description	Qty	Remarks
30	52H-26362-00-00	BOOT	1	
31	52H-26371-00-00	HOUSING, BRAKE LINK	1	
32	52H-26347-01-00	JOINT, CABLE	1	
33	52H-2631G-00-00	PLATE	1	
34	98507-05016-00	SCREW, WITH WASHER	2	
35	92907-05600-00	WASHER, PLATE	2	
36	98507-03008-00	SCREW, PAN HEAD	2	
37	92907-03600-00	WASHER	2	
38	2XJ-26361-01-00	CABLE, BRAKE	2	
39	90501-10782-00	SPRING, COMPRESSION	2	
40	90249-12008-00	PIN	2	
41	90175-06013-00	NUT, WING	2	
42	99001-06600-00	CIRCLIP	2	
43	90501-123A0-00	SPRING, COMPRESSION	2	
44	90209-06265-00	WASHER	2	



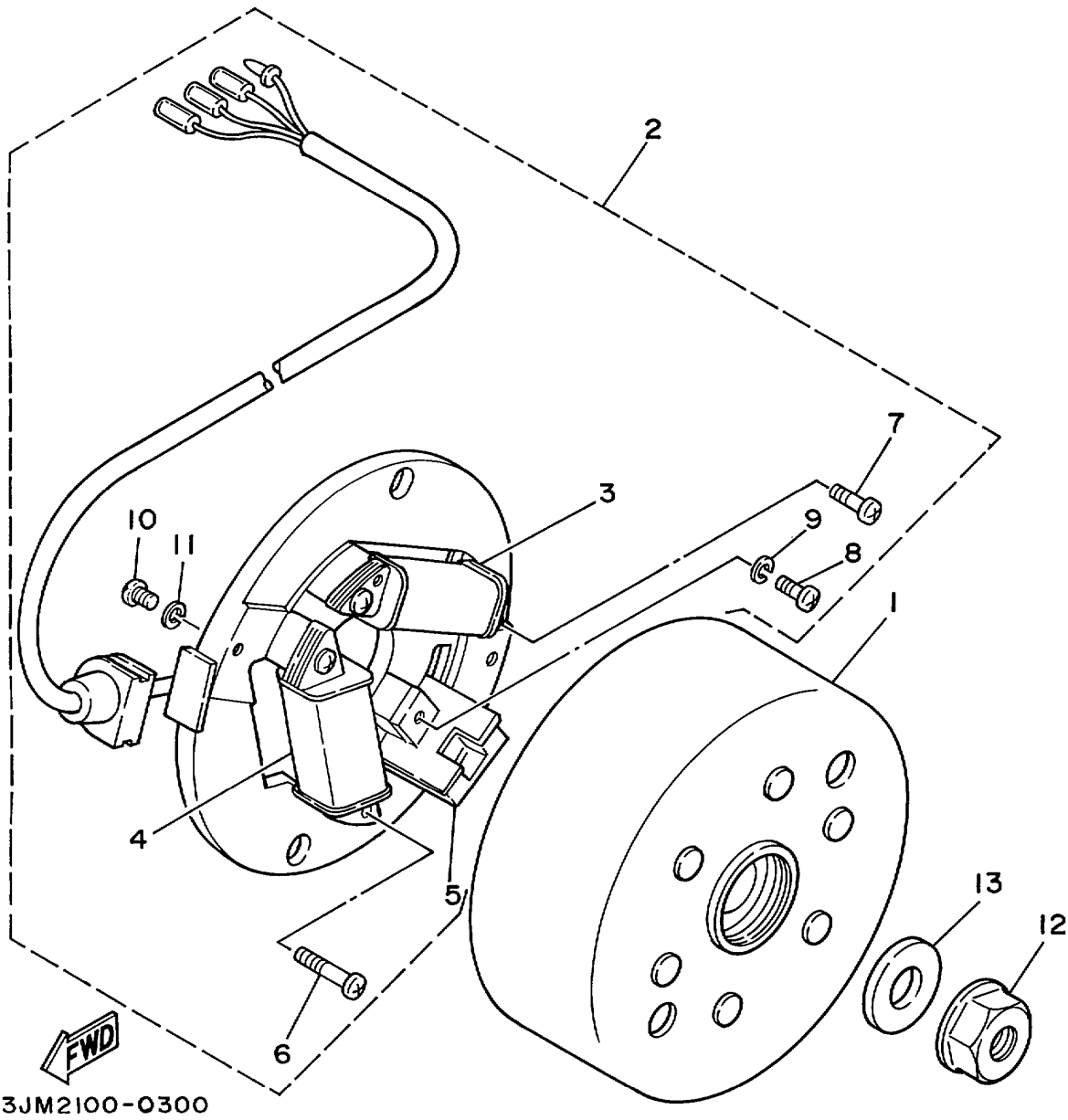
STAND FOOTREST

Ref. No.	Part Number	Description	Qty	Remarks
1	3JM-27411-01-00	FOOTREST 1	1	
2	3JM-27421-01-00	FOOTREST 2	1	
3	95817-10025-00	BOLT, FLANGE	4	
4	3JM-27211-00-00	PEDAL, BRAKE	1	
5	90201-15797-00	WASHER, PLATE	1	
6	93430-12008-00	CIRCLIP	1	
7	90506-20193-00	SPRING, TENSION	1	
8	90249-14202-00	PIN	1	
9	3JM-27445-00-00	PLATE 1	1	
10	90480-18411-00	GROMMET	2	
11	3JM-27446-00-00	PLATE 2	1	
12	90480-18411-00	GROMMET	2	
13	95827-08016-00	BOLT, FLANGE	1	
14	92017-08016-00	BOLT, BUTTON HEAD	2	
15	95707-08500-00	NUT, FLANGE	2	
16	95827-08016-00	BOLT, FLANGE	1	
17	92017-08016-00	BOLT, BUTTON HEAD	2	
18	95707-08500-00	NUT, FLANGE	2	



GUARD

Ref. No.	Part Number	Description	Qty	Remarks
1	3JM-2845N-00-00	BAR, CARRY FRONT	1	
2	2HR-28415-00-00	DAMPER 1	2	
3	95817-08016-00	BOLT, FLANGE	3	
4	2XJ-2842M-00-00	COVER 1	1	
5	90154-05059-00	SCREW, BINDING	2	
6	3JM-2845R-00-00	BAR, CARRY REAR	1	
7	95817-08016-00	BOLT, FLANGE	3	

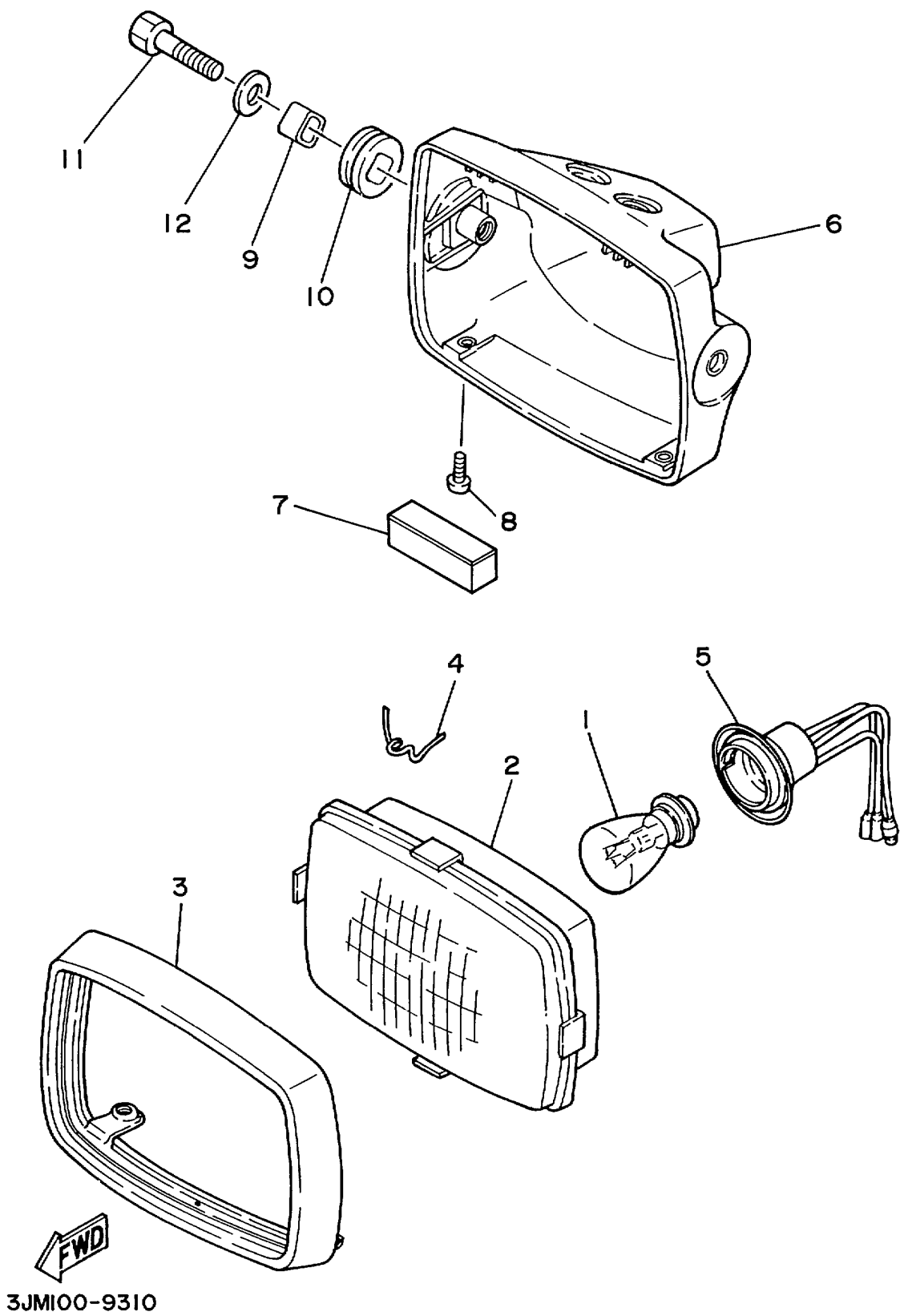


GENERATOR

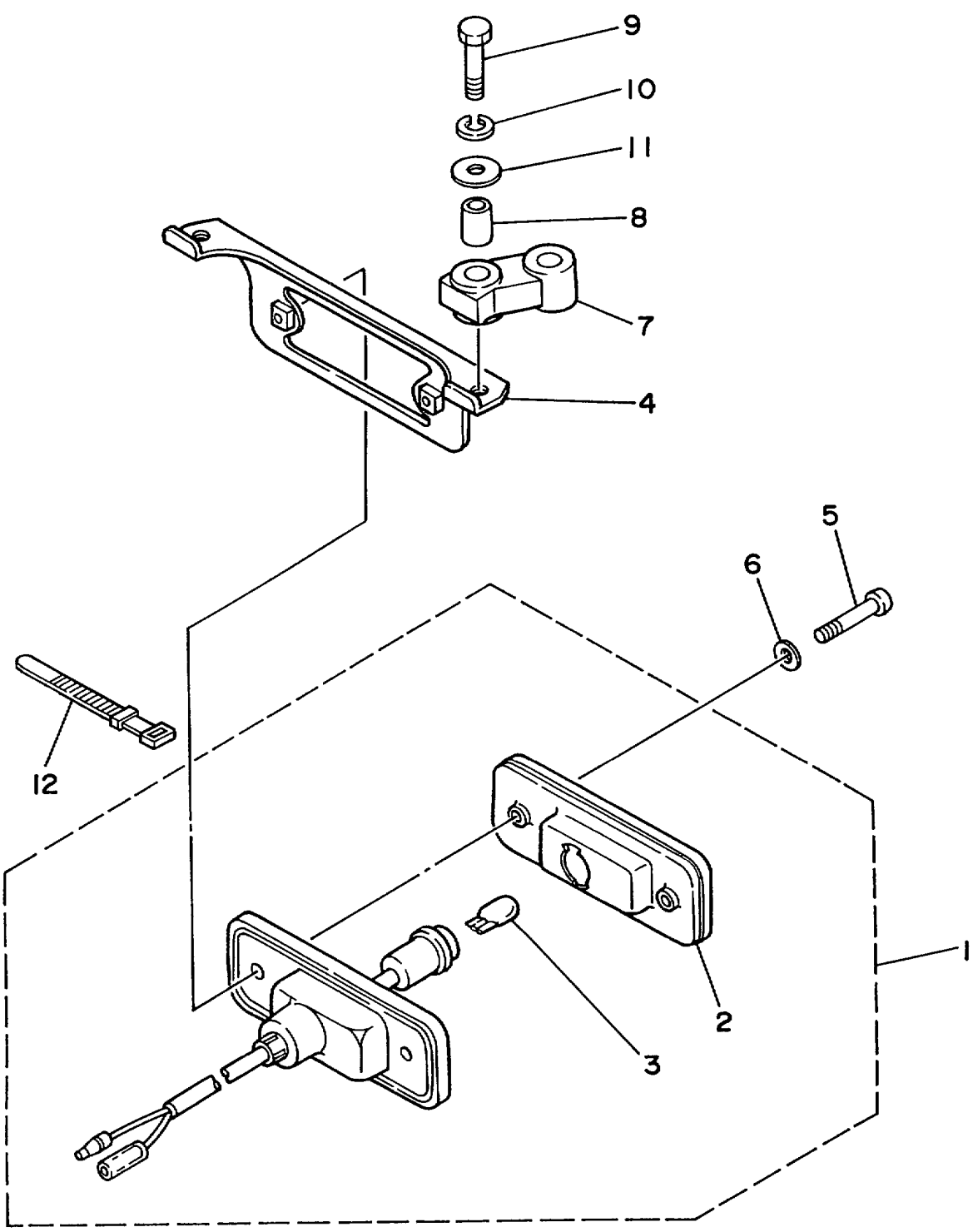
Ref. No.	Part Number	Description	Qty	Remarks
1	2XJ-85550-M0-00	ROTOR ASSY	1	
2	3JM-85560-00-00	BASE ASSY	1	
3	14L-85520-M0-00	. COIL, CHARGE	1	
4	2XJ-81313-M0-00	. COIL, LIGHTING 1	1	
5	2AL-85580-M0-00	. COIL, PULSER	1	
6	98511-04020-00	. SCREW, PAN HEAD	2	
7	98511-04012-00	. SCREW, PAN HEAD	2	
8	98501-04100-00	. SCREW, PAN HEAD	1	
9	92901-04100-00	. WASHER, SPRING	1	
10	98501-04008-00	. SCREW, PAN HEAD	1	
11	92901-04100-00	. WASHER, SPRING	1	
12	90179-12248-00	NUT	1	
13	90201-123L6-00	WASHER, PLATE	1	

HEADLIGHT

Ref. No.	Part Number	Description	Qty	Remarks
1	21V-84314-00-00	BULB, HEAD LIGHT (12V-45/45W)	1	
2	52H-84320-00-00	LENS ASSY	1	
3	52H-84315-00-00	RIM, HEADLIGHT	1	
4	52H-84324-00-00	SPRING, REFLECTOR	4	
5	52H-84340-00-00	SOCKET CORD ASSY 1	1	
6	2XJ-84330-00-00	BODY ASSY	1	
7	2XJ-84345-00-00	DAMPER, HEADLIGHT	1	
8	98507-05012-00	SCREW, PAN HEAD	2	
9	52H-84338-00-00	COLLAR, BODY FITTING	2	
10	52H-84345-00-00	DAMPER, HEADLIGHT	2	
11	97007-08030-00	BOLT	2	
12	90201-08753-00	WASHER, PLATE	2	

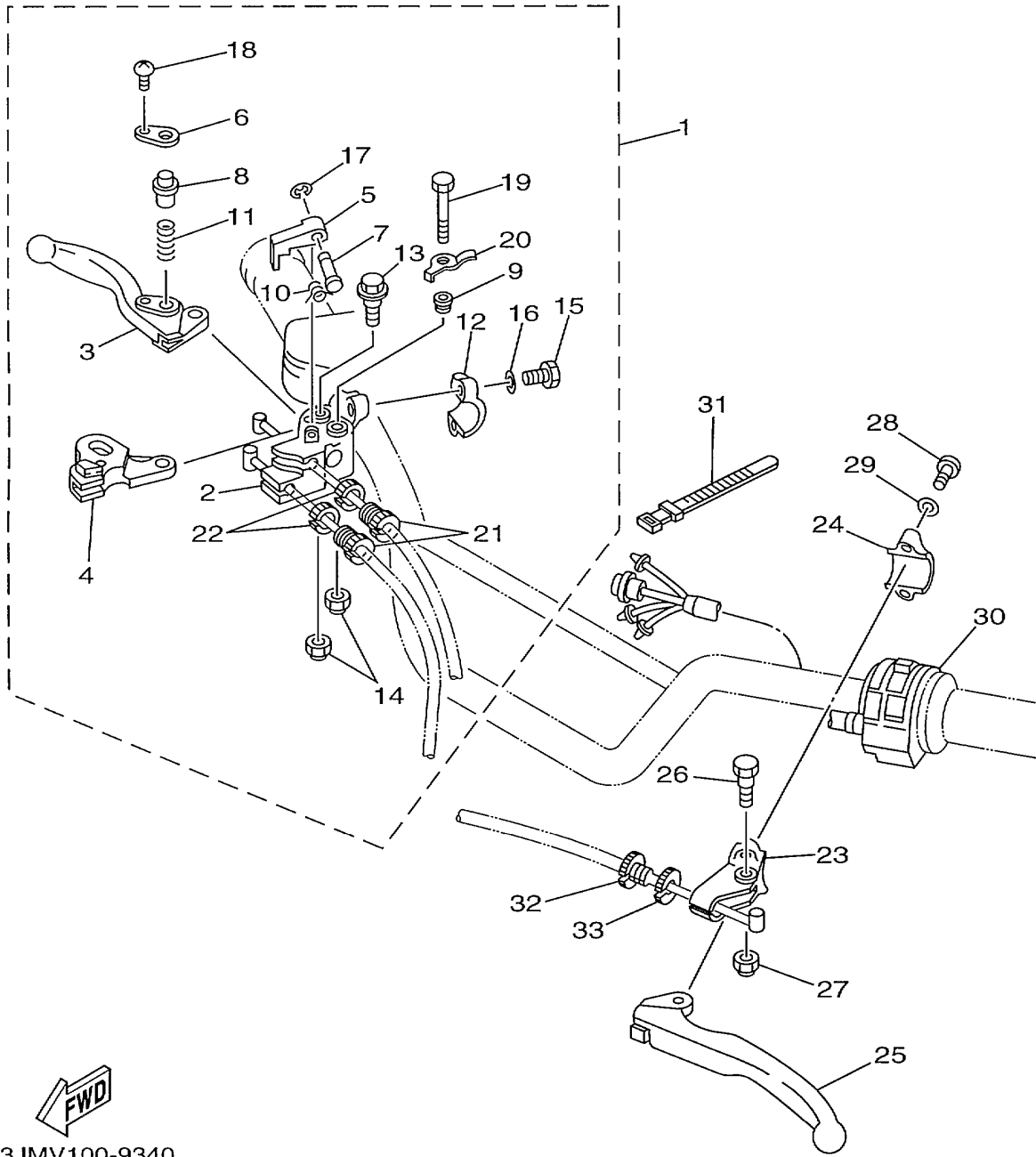


TAILLIGHT



Ref. No.	Part Number	Description	Qty	Remarks
1	38W-84710-00-00	TAILLIGHT UNIT ASSY	1	
2	38W-84721-00-00	. LENS, TAILLIGHT	1	
3	38W-84714-00-00	. BULB (12V-3.8W)	1	
4	1UY-84702-00-00	BRACKET, TAILLIGHT	1	
5	98507-04020-00	SCREW, PAN HEAD	2	
6	92907-04600-00	WASHER	2	
7	38W-84736-00-00	DAMPER, TAIL 1	2	
8	90387-06299-00	COLLAR	4	
9	97007-06025-00	BOLT	4	
10	92907-06600-00	WASHER, PLATE	4	
11	90201-06380-00	WASHER, PLATE	4	
12	437-83936-01-00	BAND, SWITCH CORD	1	

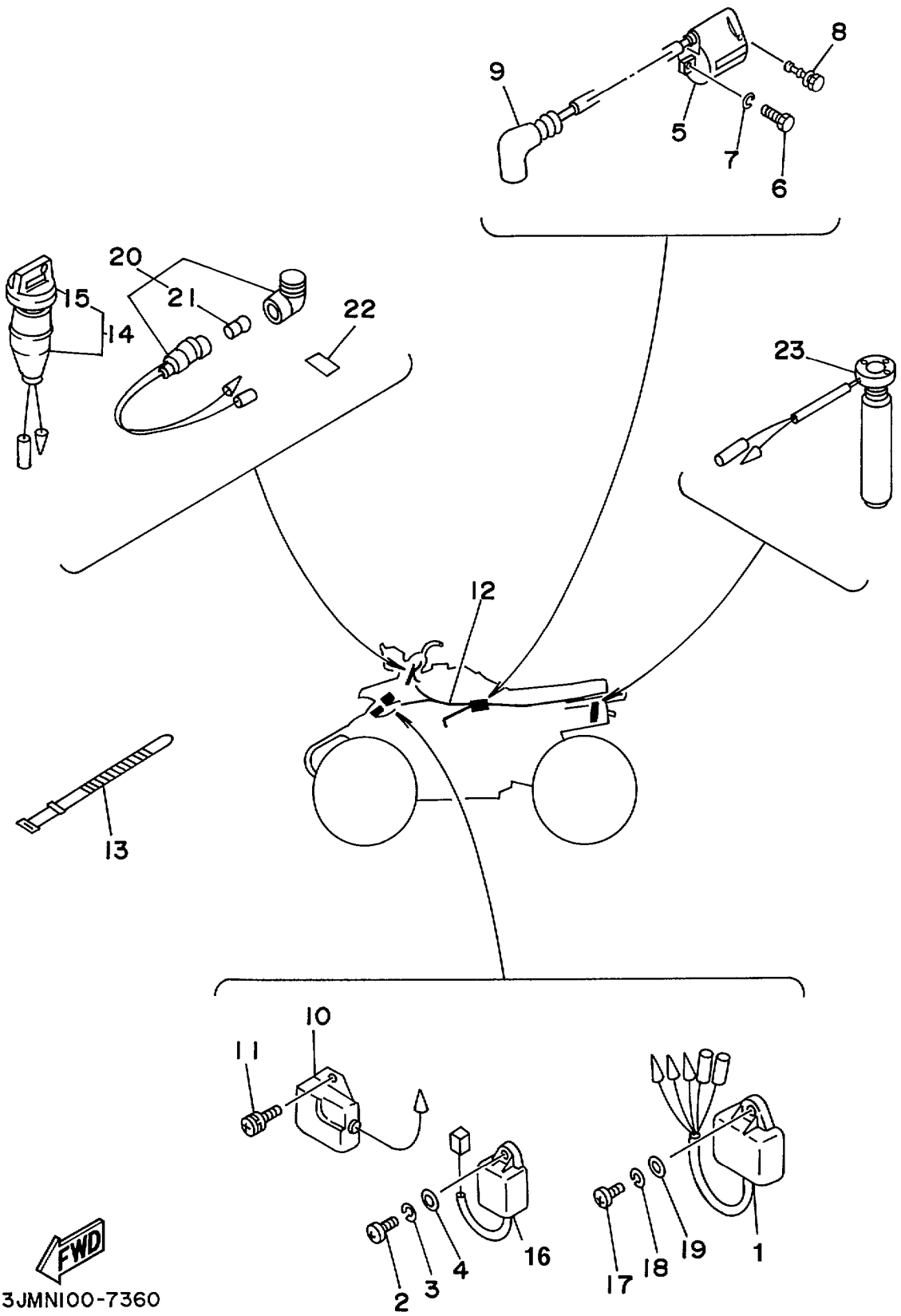

3JMD110-4320



3JMV100-9340

HANDLE SWITCH LEVER

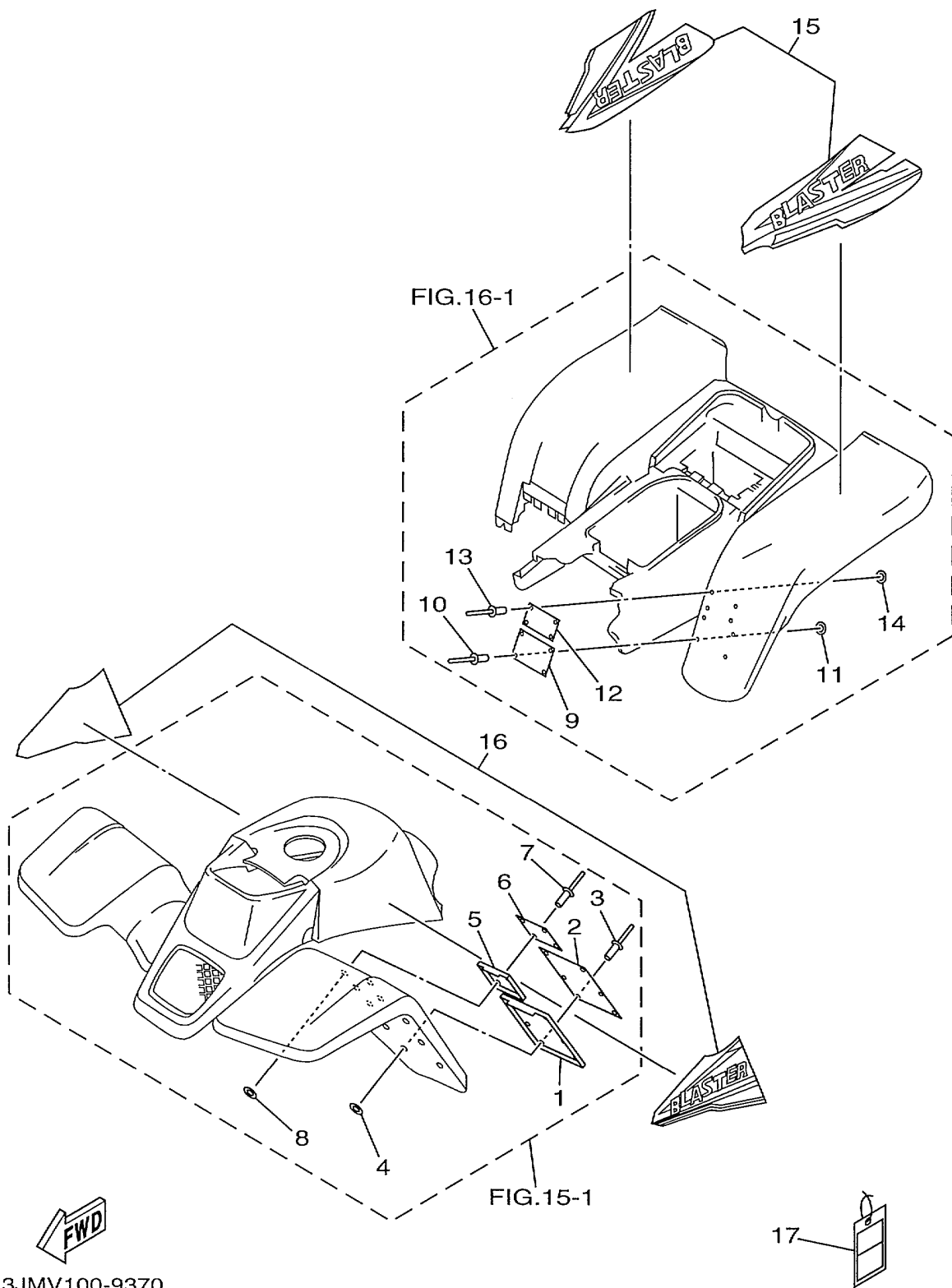
Ref. No.	Part Number	Description	Qty	Remarks
30	2XJ-83975-01-00	SWITCH, HANDLE 2	1	
31	437-83936-01-00	BAND, SWITCH CORD	2	
32	90123-08046-00	. BOLT	1	
33	90179-08148-00	. NUT	1	



FWD
3JMN100-7360

ELECTRICAL 1

Ref. No.	Part Number	Description	Qty	Remarks
1	3GG-85590-00-00	CONTROL UNIT ASSY	1	
2	98507-06020-00	SCREW, PAN HEAD	1	
3	92907-06100-00	WASHER, SPRING	1	
4	92907-06600-00	WASHER, PLATE	1	
5	3NS-82310-10-00	IGNITION COIL ASSY	1	
6	97007-06020-00	BOLT	1	
7	92907-06100-00	WASHER, SPRING	1	
8	90109-06723-00	BOLT	1	
9	1M1-82370-30-00	PLUG CAP ASSY	1	
10	82F-81910-A0-00	VOLTAGE REGULATOR ASSY	1	
11	90159-06056-00	SCREW, WITH WASHER	2	
12	3JM-82590-10-00	WIRE HARNESS ASSY	1	
13	3TB-83936-00-00	BAND, SWITCH CORD	3	
14	2XJ-82510-01-00	MAIN SWITCH ASSY	1	
15	3HN-82579-00-00	. CAP, KEY	1	
16	3FL-85540-10-00	C.D.I. UNIT	1	
17	98507-06020-00	SCREW, PAN HEAD	1	
18	92907-06100-00	WASHER, SPRING	1	
19	92907-06600-00	WASHER, PLATE	1	
20	2XJ-83530-01-00	PILOT LIGHT ASSEMBLY	1	
21	2XJ-83516-00-00	. BULB (12V-3.4W)	1	
22	4U3-83585-00-00	LABEL	1	
23	2XJ-85720-02-00	OIL LEVEL GAUGE ASSEMBLY	1	
24	90890-56001-00	ATV KEY BLANK (A-TYPE) ...	1	NOT SHOWN
25	90890-56002-00	ATV KEY BLANK (B-TYPE) ...	1	NOT SHOWN



EMBLEM LABEL 1

Ref. No.	Part Number	Description	Qty	Remarks
1	4EM-21581-00-00	STAY, PLATE FITTING 1	1	UR, FOR RW
	4EM-21581-20-00	STAY, PLATE FITTING 1	1	UR, FOR DPBSE
2	5FE-21568-00-00	LABEL, WARNING	1	
3	90267-32198-00	RIVET, BLIND	6	
4	90201-03313-00	WASHER, PLATE	6	
5	3JM-21591-00-00	STAY, PLATE FITTING 2	1	UR RADICAL WHITE
	3JM-21591-10-00	STAY, PLATE FITTING 2	1	UR DPBSE (BLUE)
6	5FE-21697-00-00	LABEL, CAUTION 2	1	
7	90267-32198-00	RIVET, BLIND	4	
8	90201-03313-00	WASHER, PLATE	4	
9	3JM-21696-40-00	LABEL, CAUTION	1	
10	90267-32018-00	RIVET, BLIND	4	
11	90201-03313-00	WASHER, PLATE	4	
12	5FE-2151H-00-00	LABEL 5	1	
13	90267-32018-00	RIVET, BLIND	4	
14	90201-03313-00	WASHER, PLATE	4	
15	3JM-2165B-30-00	GRAPHIC SET, REAR FENDER	1	UR, FOR DPBSE
	3JM-2165B-40-00	GRAPHIC SET, REAR FENDER	1	UR, FOR RW
16	3JM-2173L-30-00	GRAPHIC SET 1	1	UR, FOR DPBSE
	3JM-2173L-40-00	GRAPHIC SET 1	1	UR, FOR RW
17	3JM-2819R-00-00	TAG, WARNING	1	