

PARTS CATALOGUE
MODEL YEAR 1998
BLASTER
YFS200K (3JMS)

STARTING VIN: JY43JMW0*WA262637and following

Color Code	Color-Rite Code	Color Name	Abbreviation
583	5829U	DEEP PURPLISH BLUE SOLID E	DPBSE

OWNERS LIT-11626-10-97
ASSEMBLY LIT-11666-07-20
SERVICE LIT-11616-07-20

FOREWORD

-INTRODUCTION-
To The Yamaha Parts Fiche

This parts fiche lists parts and sub-assemblies for the YFS200K. When preparing a parts order, please refer to the most recently updated microfiche for this model.

THE YAMAHA PARTS FICHE

SYMBOLS

[] Inactive, no longer available
U.R. Use size (thickness) and/or number as required
U.N. Use as many as you need
T Number of teeth in a gear
V Voltage for light bulbs
S "S" type oil seal or "S" type circlip
SD,SO,SW "SD", "SO", or "SW" type oil seal
E,R "E" or "R" type circlip
F/No. Frame No. (Applicable Machine No.)
L.M. Locally made
O.L. Obtain locally
AP Alternate Part

SUPERSEDED PART NUMBERS

If part 'A' has been superseded by part 'B', the superseding part number "B" will appear in the part number listing with the superseded part number "A" appearing in parentheses immediately following the description.

EXAMPLE:

Ref. No.	Part No.	Description	Qty.
	(Part 'B')	(Part 'A')	
8	123-45678-00-00	CYLINDER (111-12345-00-00)	1

A part that has been supersede to a kit may be identified by a 99999-00000-00 part number appearing in the part number column. The old superseded part number will appear in parentheses immediately following the description. Listed directly below the 99999 part number will be those parts making up the kit. The description of the parts making up the kit will be preceded by a small black dot (.) and the description will be indented one letter space.

EXAMPLE:

Ref. No.	Part No.	Description	Qty.
8	99999-12345-00	CYLINDER (111-12345-00-00)	1
	234-56789-00-00	• HEAD, CYLINDER	1
	345-67890-00-00	• GASKET, CYLINDER	1

SIZES

Except for steel balls (ball sizes are indicated in inches), all parts sizes are indicated in millimeters as in the following examples:

Hose (Rubber or Vinyl)Inside Diameter - Length
O-RingSection Area - Inside Diameter
Washer, Shim, CollarInside Diameter - Outside Diameter
Thickness (Length)

ASSEMBLIES AND COMPONENT PARTS

Assemblies and their component parts, are identified by an indentation of one letter space, and the description is preceded by a dot (.). If two main assemblies are listed, and have the same basic description (i.e.: left and right sides of the same assembly), one will immediately follow the other. If each of these main assemblies is made up of almost the same components, these component parts will be listed immediately under the second main assembly line and will be indicated, as noted above.

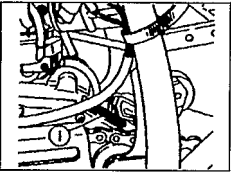
If the component is the same for both main assemblies, the quantity indicated will be the total required. If the component is not the same for both main assemblies, the quantity for each separate item will be listed separately.

EXAMPLE:


Description	Qty
CARBURETOR ASSY, LEFT	1
CARBURETOR ASSY, RIGHT	1
. JET, PILOT	2
. NOZZLE, MAIN	2
. LEVER, STARTER, LEFT	1
. LEVER, STARTER, RIGHT	1

APPLICABLE SERIAL NO.

(1) Engine Serial No.



(2) Frame Serial No.

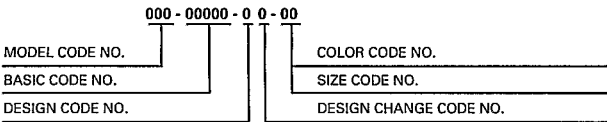


FOREWORD

THE YAMAHA PART NUMBER

The Yamaha part number consists of 12 digits. Each number represents a specific piece of information relating to a replacement part. The following is a guide for reading and interpreting the Yamaha part number.

BASIC PART NUMBER CONFIGURATION:



MODEL CODE NUMBER

FIRST THREE DIGITS . . . 000-00000-00-00

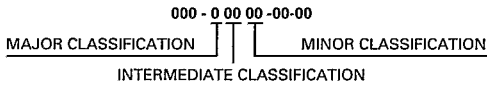
Every model in each Yamaha product line is assigned a model number to identify that particular model. All component parts are given the model code number relating to the model on which they were first used.

Example: 4DU-00000-00-00 identifies the XJ600SE.
3FA-00000-00-00 identifies the YFA1E.

BASIC CODE NUMBER

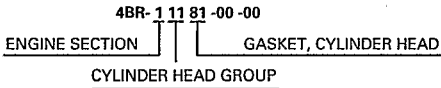
MIDDLE FIVE DIGITS . . . 000-00000-00-00

These "Middle Five Digits" indicate the type of part i.e., piston, rings, lower units, etc. The five digits are broken down as follows:



The "Major Classification" indicates the section to which the parts belong, i.e., engine, electrical etc. The "Intermediate" and "Minor Classifications" indicate more specific details.

Example:



DESIGN CODE NUMBER: 000-00000-00-00

The design code distinguishes like component parts from one another when specification differences are involved. For example, distinguishing a standard size piston ring from an oversized piston ring.

Example:

4BR-11610- 0 0-00 Standard Piston Ring Set for XJ600SE
4BR-11610- 2 0-00 Oversize Piston Ring Set for XJ600SE

DESIGN CHANGE CODE NUMBER: 000-00000-00-00

This code number is used to identify a difference between a new component part and old one when a new part is created by changing the old one.

Example: YFZ350E

2GU-11610-0 0 -00 PISTON RING SET, STD. - ORIGINAL
2GU-11610-0 1 -00 PISTON RING SET, STD. - FIRST DESIGN CHANGE

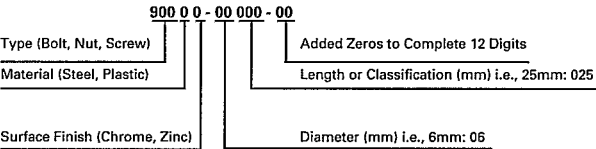
Only major changes to performance, durability, quality, appearance, cost or interchangeability will affect a part number change.

COLOR CODE & SIZE CODE NUMBER: 000-00000-00-00

When applicable, the last two digits of the part number identify:

1. Color Code: The painted color or type of plating or surface treatment used on certain parts.
2. Size Code: The last two digits are also used to show the size of parts (mm). Such as the thickness of shims or the size of pistons.

HARDWARE (Fastener) PART NUMBER CONFIGURATION:



TYPE:

A fastener part number always begins with the number "9" followed by either a 0, 1, 2, 3, 4, 5, 6, 7 or 8 designating one of eight major divisions within this group.

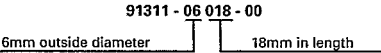
FOREWORD

Example:

- 9 0 000-00000-00 "0" designates various types.
- 9 1 000-00000-00 "1" designates bolts, cotter pins, etc.
- 9 2 000-00000-00 "2" designates screw, nuts, etc.
- 9 3 000-00000-00 "3" designates oil seals, o-rings, bearings, etc.
- 9 4 000-00000-00 "4" designates spark plugs.
- 9 5 000-00000-00 "5" designates bolts and nuts.
- 9 7 000-00000-00 "7" designates ISO bolts.
- 9 8 000-00000-00 "8" designates ISO screws and nuts.

The only major divisions which the mechanic should become familiar with are those related to the general hardware (nuts, bolts, and washers), since these are the most commonly used and most often replaced items. By knowing how to interpret the part number, the dimensions of a piece of hardware can be determined. This can be very helpful during major engine repair, and general parts replacement.

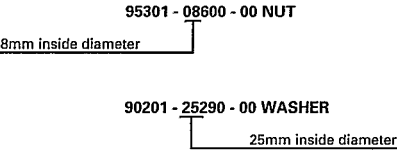
BOLT EXAMPLE:



EXCEPTION:

It is NOT possible to identify the LENGTH of bolts having a 901 prefix. Only the bolt diameter can be identified with this number.

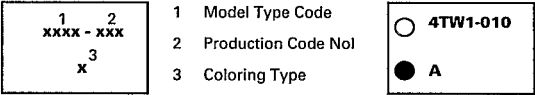
NUT AND WASHER EXAMPLE:



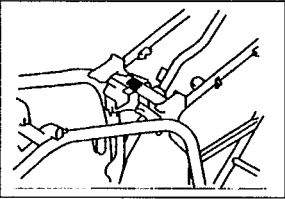
-MODEL LABEL-

A label called "Model Label" is affixed in the location as indicated in (3) below. When using this parts catalogue, please be sure to cross-reference the "model code - production code No." in the catalogue to the "model code - production code No." indicated on the Model Label affixed onto the product concerned.

"MODEL LABEL" INDICATION



MODEL LABEL AFFIXING LOCATION

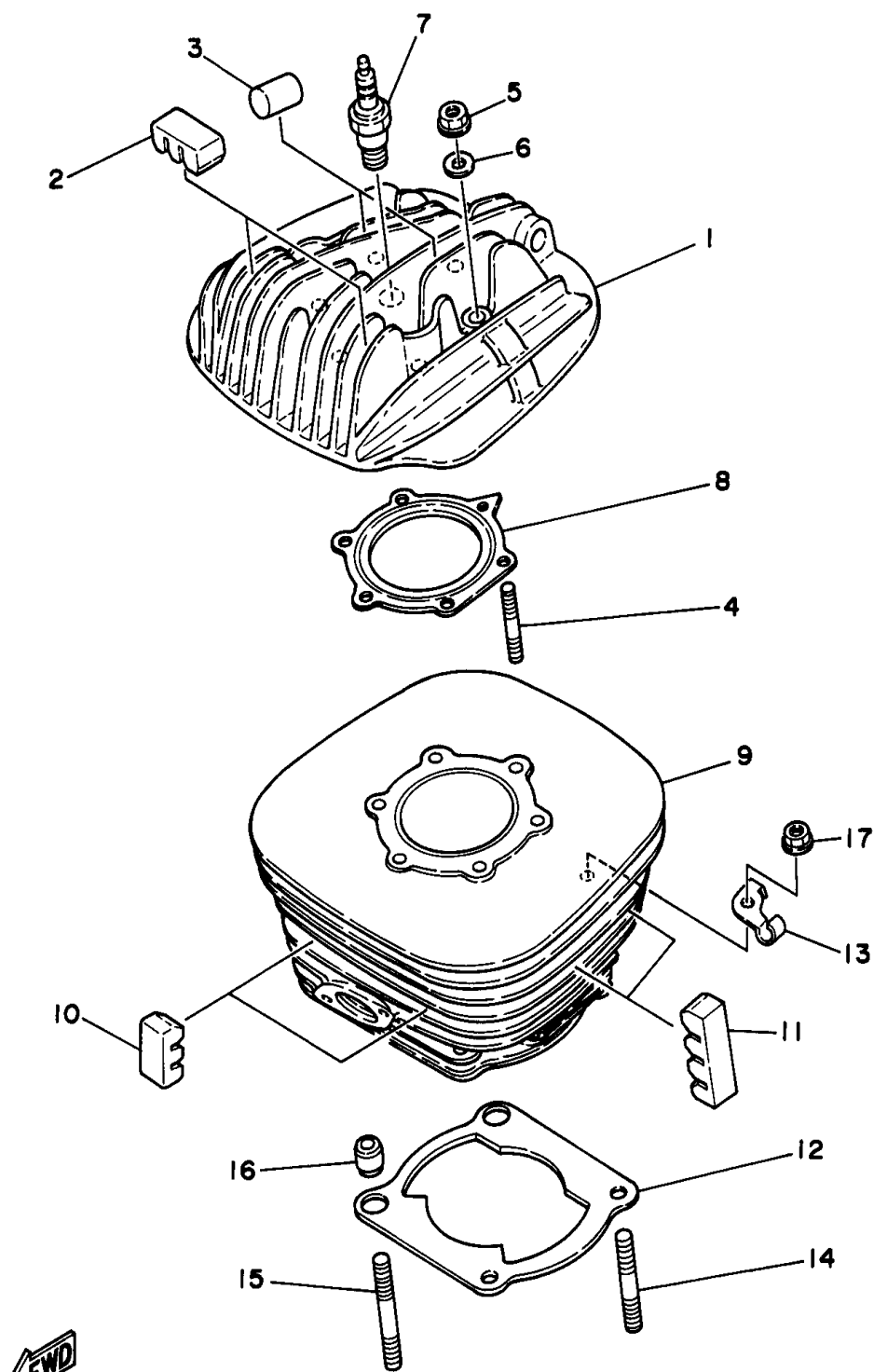


MODEL CODE - PRODUCTION CODE NUMBER OF MODEL LISTED IN THIS PARTS CATALOG

Model Code	Production Code No.	Country (destination)
3JMS	010	USA

CYLINDER HEAD

Ref. No.	Part Number	Description	Qty	Remarks
1	2XJ-11111-00-00	HEAD, CYLINDER 1	1	
2	3R9-11162-00-00	ABSORBER 2	2	
3	1K6-11128-00-00	ABSORBER 4	2	
4	90116-08394-00	BOLT, STUD	6	
5	95317-08600-00	NUT	6	
6	90201-08649-00	WASHER, PLATE	6	
7	NGK-B8ES0-00-00	PLUG, SPARK (NGK B8ES-10-PK)	1	UR
8	2XJ-11181-00-00	GASKET, CYLINDER HEAD 1 .	1	
9	2XJ-11311-01-00	CYLINDER 1	1	
10	3R9-11162-00-00	ABSORBER 2	2	
11	3R6-11162-00-00	ABSORBER 2	4	
12	3JM-11351-00-00	GASKET, CYLINDER	1	
13	10V-1131E-00-00	HOLDER 1	1	
14	90116-08318-00	BOLT, STUD	2	
15	90116-08388-00	BOLT, STUD	2	
16	99510-10114-00	PIN, DOWEL	2	
17	90179-08299-00	NUT	4	

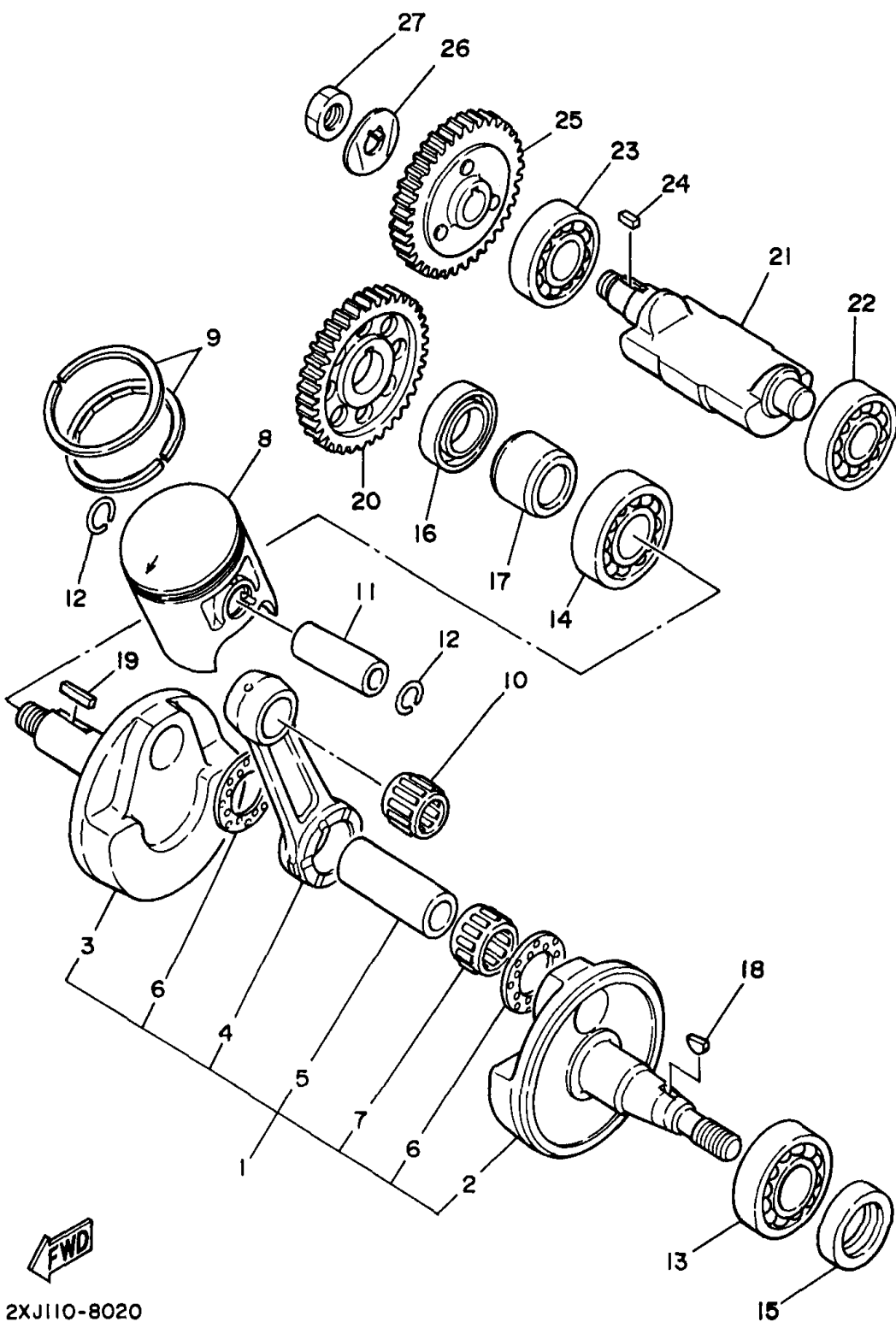


3JM2100-0010

CRANKSHAFT - PISTON

Ref. No.	Part Number	Description	Qty	Remarks
1	37F-11400-00-00	CRANKSHAFT ASSY	1	
2	37F-11412-00-00	. CRANK 1	1	
3	37F-11422-00-00	. CRANK 2	1	
4	43G-11651-00-00	. ROD, CONNECTING	1	
5	37F-11681-00-00	. PIN, CRANK 1	1	
6	90209-22248-00	. WASHER	2	
7	93310-522L4-00	. BEARING	1	
8	2XJ-11631-01-97	PISTON (STD)	1	
	2XJ-11635-01-00	PISTON (0.25MM O/S)	1	AP
	2XJ-11636-01-00	PISTON (0.50MM O/S)	1	AP
9	3JM-11601-00-00	PISTON RING SET (STD)	1	
	3JM-11601-10-00	PISTON RING SET (0.25MM O/S)	1	AP
	3JM-11601-20-00	PISTON RING SET (0.50MM O/S)	1	AP
10	93310-316H6-00	BEARING	1	
11	4L0-11633-00-00	PIN, PISTON	1	
12	93450-17044-00	CIRCLIP	2	
13	93306-20562-00	BEARING	1	
14	93306-30556-00	BEARING	1	
15	93102-25331-00	OIL SEAL	1	
16	93103-32099-00	OIL SEAL	1	
17	90387-206K3-00	COLLAR	1	
18	90280-03017-00	KEY, WOODRUFF	1	
19	90282-05047-00	KEY, STRAIGHT	1	
20	10V-11536-01-00	GEAR, DRIVE	1	
21	37F-11454-00-00	WEIGHT 1	1	
22	93306-20211-00	BEARING (6202SH2-C3)	1	
23	93306-20335-00	BEARING	1	

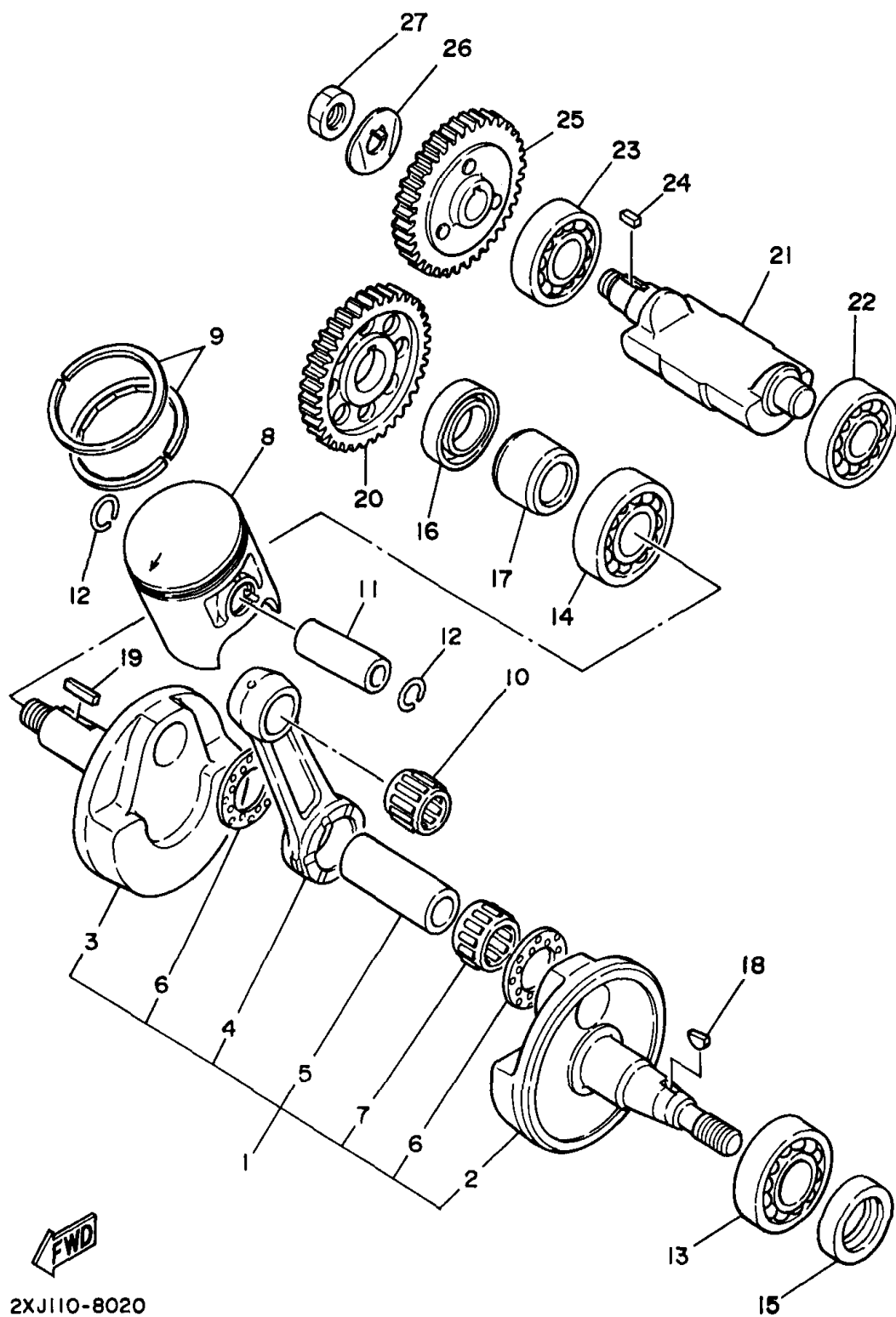
CONTINUED ON NEXT FRAME ►



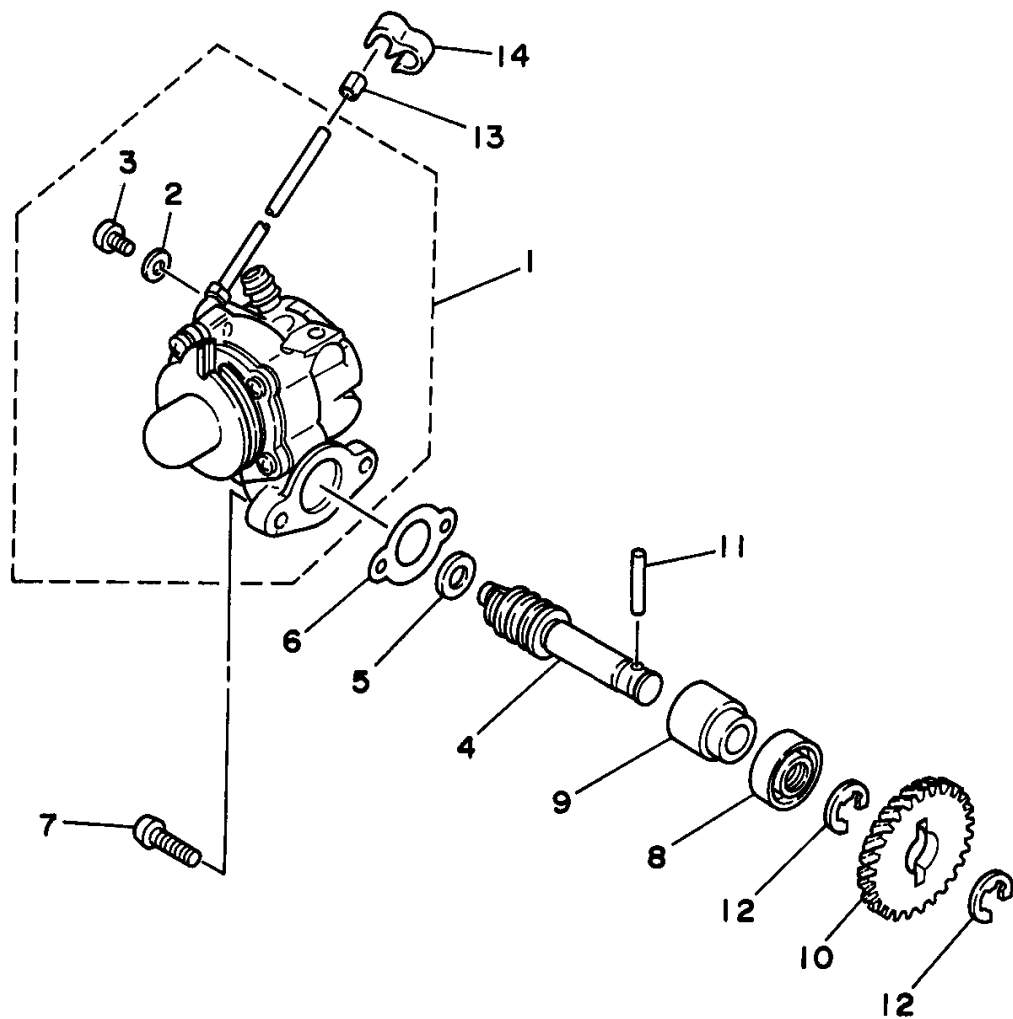
2XJ110-8020

CRANKSHAFT - PISTON

Ref. No.	Part Number	Description	Qty	Remarks
24	90282-05013-00	KEY, STRAIGHT	1	
25	37F-11530-00-00	BALANCER WEIGHT GEAR COMP.	1	
26	90215-12235-00	WASHER, LOCK	1	
27	90170-12337-00	NUT	1	



2XJ110-8020



OIL PUMP

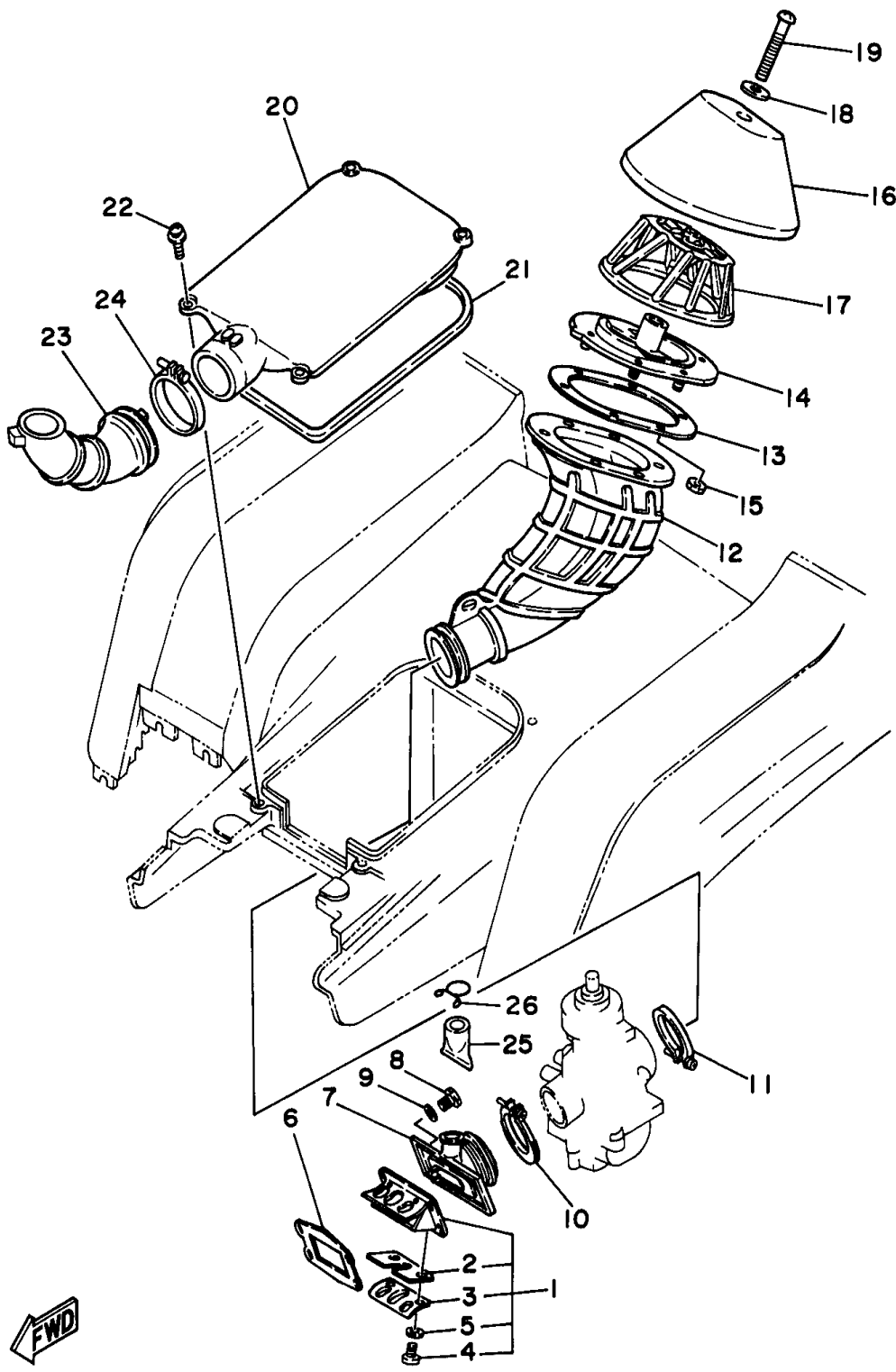
Ref. No.	Part Number	Description	Qty	Remarks
1	2XJ-13100-00-00	OIL PUMP ASSY	1	
2	90430-04004-00	. GASKET	1	
3	98907-04008-00	. SCREW, BIND	1	
4	10V-13175-00-00	SHAFT, WORM	1	
5	90201-08624-00	WASHER, PLATE	1	
6	126-13116-01-00	GASKET, PUMP CASE	1	
7	98507-05014-00	SCREW, PAN HEAD	2	
8	93101-10001-00	OIL SEAL	1	
9	137-13176-00-00	METAL, WORM SHAFT OUTER	1	
10	10V-13178-01-00	GEAR, PUMP DRIVE	1	
11	93603-22028-00	PIN, DOWEL	1	
12	93430-08007-00	CIRCLIP	2	
13	90468-02033-00	CLIP	1	
14	90468-15020-00	CLIP	1	



3JM2100-0030

INTAKE

Ref. No.	Part Number	Description	Qty	Remarks
1	2HF-13610-01-00	REED VALVE ASSY	1	
2	2HF-13613-00-00	. REED, VALVE	2	
3	58T-13616-01-00	. STOPPER, REED VALVE	2	
4	98517-03008-00	. SCREW, PAN HEAD	4	
5	92907-03100-00	. WASHER	4	
6	3JM-13621-00-00	GASKET, VALVE SEAT	1	
7	2XJ-13565-00-00	JOINT, CARBURETOR	1	
8	97007-06025-00	BOLT	4	
9	92907-06600-00	WASHER, PLATE	4	
10	90450-44046-00	HOSE CLAMP ASSY	1	
11	90460-49058-00	CLAMP, HOSE	1	
12	2XJ-14453-00-00	JOINT, AIR CLEANER 1	1	
13	2XJ-14477-00-00	PLATE	1	
14	2XJ-14459-00-00	HOLDER, GUIDE	1	
15	95607-05100-00	NUT, U	6	
16	2XJ-14451-00-00	ELEMENT, AIR CLEANER	1	
17	2XJ-14458-00-00	GUIDE	1	
18	90209-06096-00	WASHER	1	
19	98507-06060-00	SCREW, PAN HEAD	1	
20	2XJ-14412-01-00	CAP, CLEANER CASE 1	1	
21	15A-14462-00-00	SEAL	1	
22	90159-06085-00	SCREW, WITH WASHER	4	
23	2XJ-14437-00-00	DUCT	1	
24	90460-56105-00	CLAMP, HOSE	1	
25	59V-14457-00-00	SEAL	1	
26	90467-22080-00	CLIP	1	

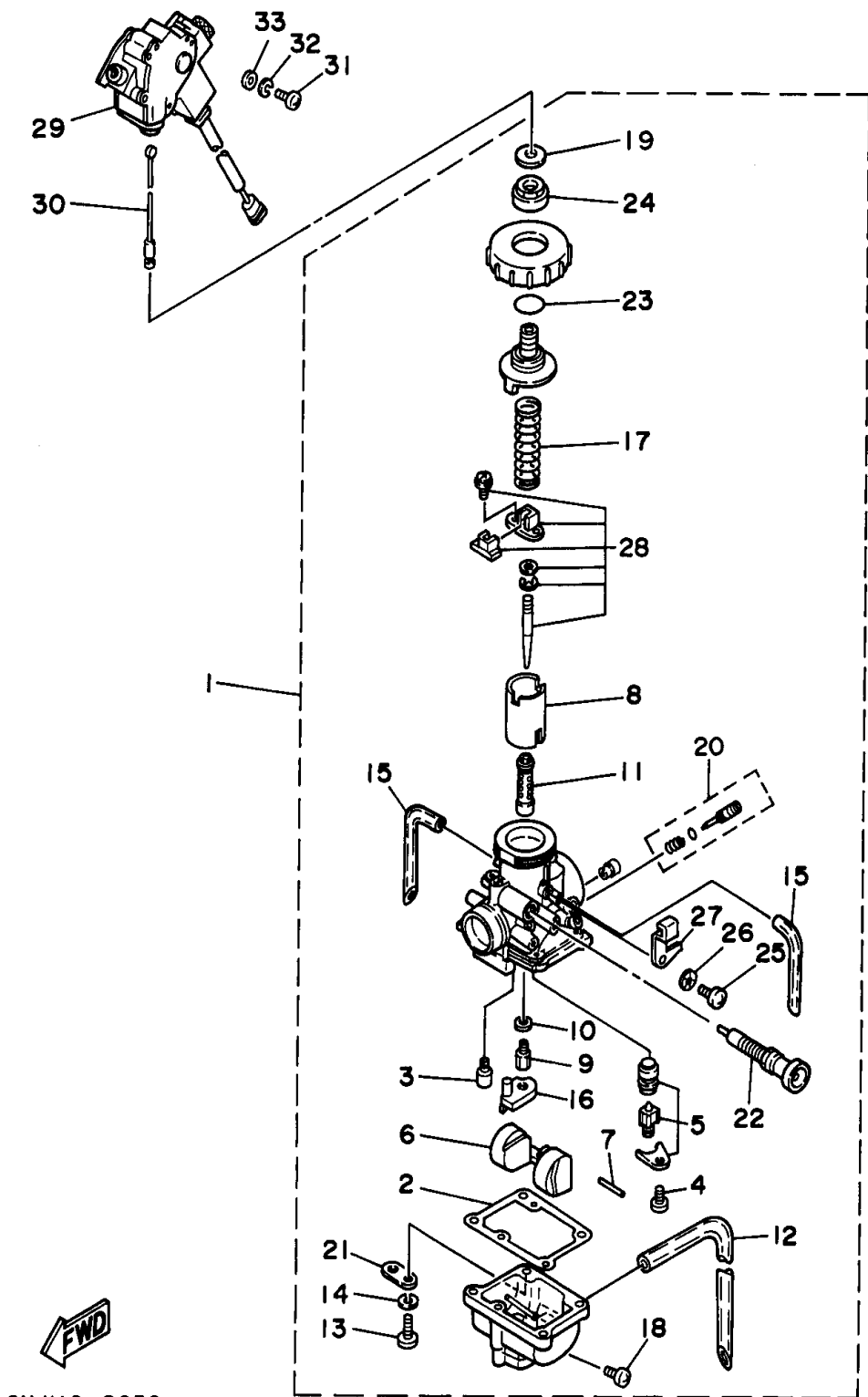


3JM2100-0040

CARBURETOR

Ref. No.	Part Number	Description	Qty	Remarks
1	2XJ-14101-01-00	CARBURETOR ASSY 1	1	
2	304-14184-00-00	. GASKET, FLOAT CHAMBER .	1	
3	260-14142-32-00	. JET, PILOT (32.5)	1	
4	98502-04008-00	. SCREW, PAN HEAD	1	
5	2MA-14107-28-00	. NEEDLE VALVE SET	1	
6	4L0-14185-00-00	. FLOAT	1	
7	537-14186-00-00	. PIN, FLOAT	1	
8	2XJ-14112-20-00	. VALVE, THROTTLE 1	1	
9	137-14143-46-00	. JET, MAIN (230)	1	
10	137-14153-00-00	. WASHER, MAIN JET	1	
11	4L0-14141-46-00	. NOZZLE, MAIN	1	
12	2NL-14197-00-00	. PIPE	1	
13	98502-04016-00	. SCREW, PAN HEAD	4	
14	92990-04100-00	. WASHER, SPRING	4	
15	4L0-14197-00-00	. PIPE	2	
16	2GU-14153-00-00	. RING	1	
17	248-14131-00-00	. SPRING, THROTTLE VALVE .	1	
18	12R-14191-00-00	. PLUG, DRAIN	1	
19	2GU-14952-00-00	. WASHER	1	
20	10W-14104-00-00	. AIR SCREW SET	1	
21	500-14146-00-00	. PLATE	1	
22	2GU-14171-00-00	. PLUNGER, STARTER	1	
23	558-14147-00-00	. O-RING	1	
24	2GU-14161-00-00	. NUT, CABLE ADJUSTING . .	1	
25	98502-05008-00	. SCREW, PAN HEAD	1	
26	92990-05100-00	. WASHER, SPRING	1	
27	2GU-14243-00-00	. PLATE	1	
28	2XJ-1490J-00-00	. NEEDLE SET	1	
29	3JM-8259E-00-00	SWITCH ASSY	1	

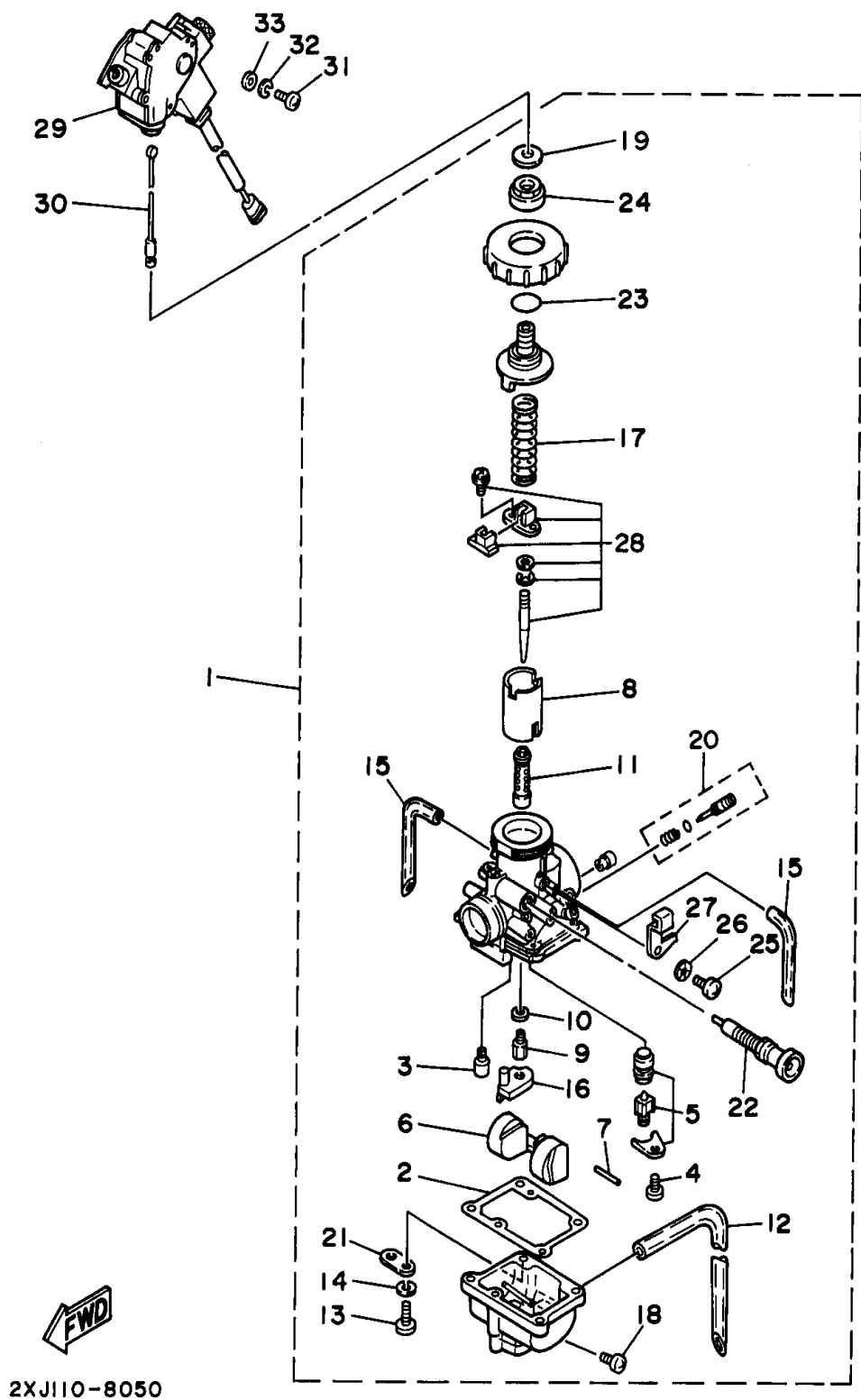
CONTINUED ON NEXT FRAME ➤



2XJ110-8050

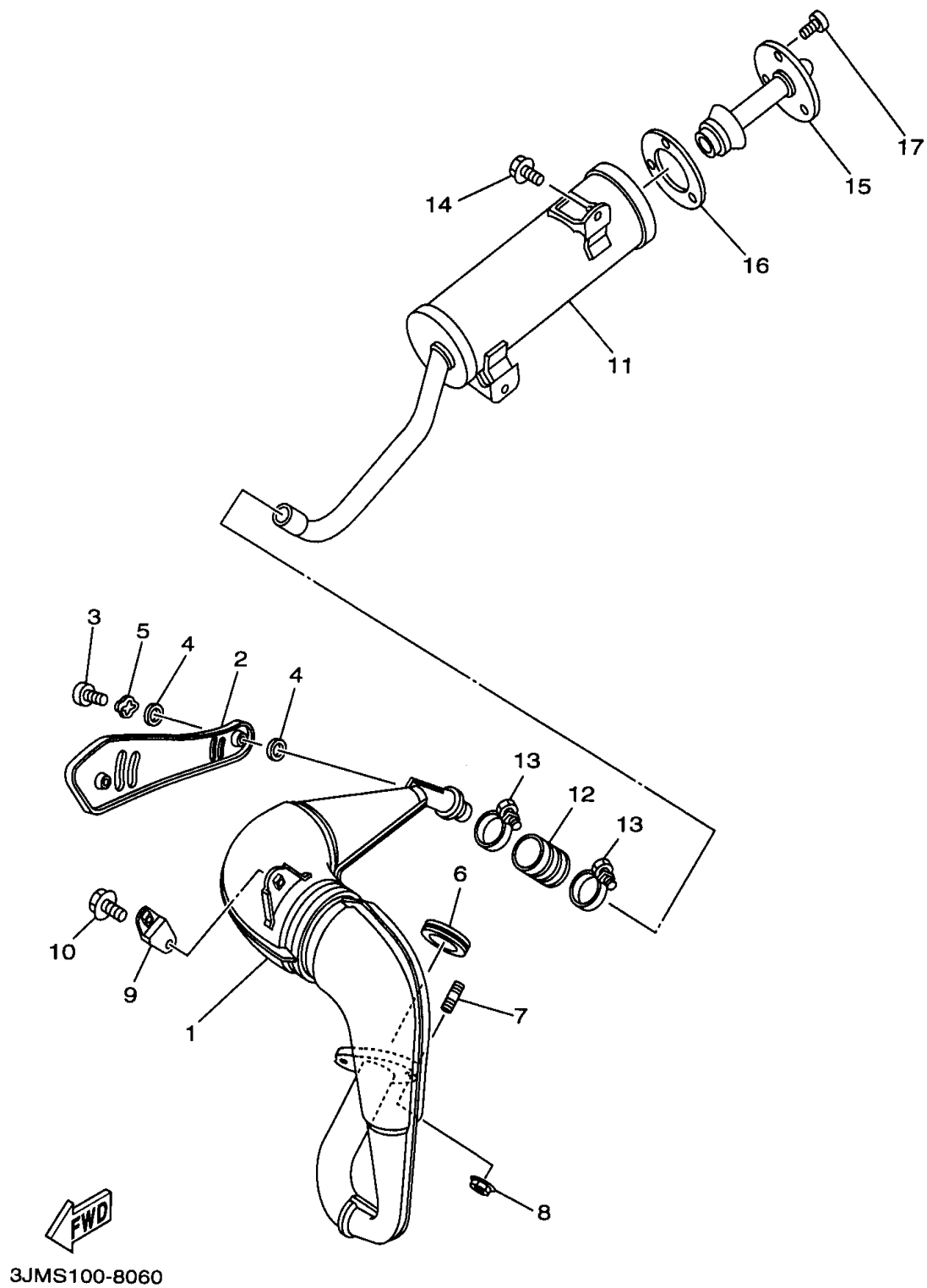
CARBURETOR

Ref. No.	Part Number	Description	Qty	Remarks
30	2GU-2633K-00-00	WIRE, INNER 1	1	
31	98507-03010-00	SCREW, PAN HEAD	3	
32	92907-03100-00	WASHER	3	
33	92907-03600-00	WASHER	3	



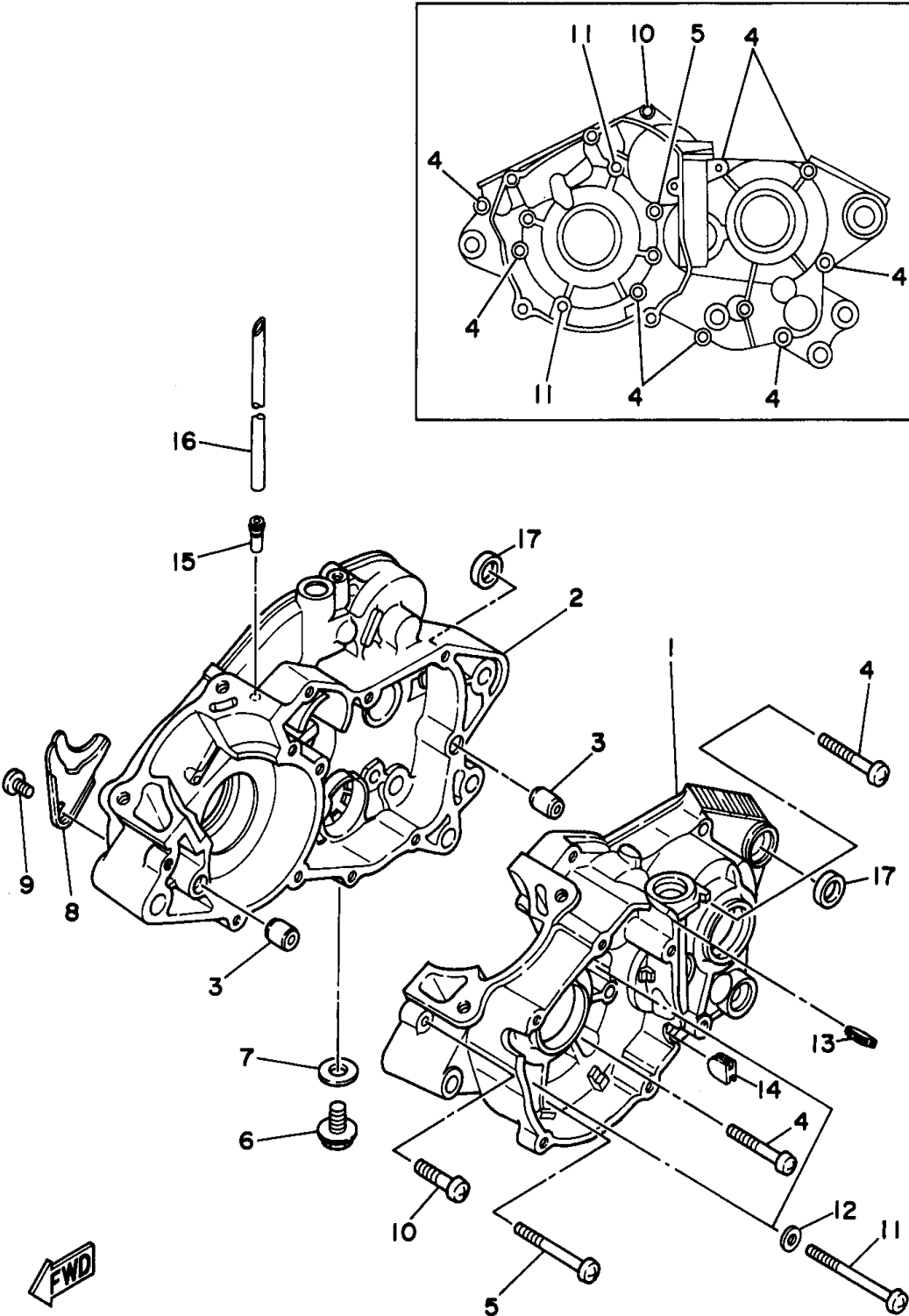
EXHAUST

Ref. No.	Part Number	Description	Qty	Remarks
1	2XJ-14610-00-00	EXHAUST PIPE ASSY 1	1	
2	2XJ-14718-00-00	PROTECTOR, MUFFLER 1	1	
3	98907-06010-00	SCREW, BIND	2	
4	4BD-14766-00-00	WASHER, PROTECTOR	4	
5	90206-06090-00	WASHER	2	
6	3PA-14613-10-00	GASKET, EXHAUST PIPE	1	
7	90116-08042-00	BOLT, STUD	2	
8	90179-08270-00	NUT	2	
9	565-14771-00-00	STAY, MUFFLER 1	1	
10	95817-06012-00	BOLT, FLANGE	2	
11	2XJ-14753-00-00	SILENCER, EXHAUST	1	
12	1W2-14714-00-00	GASKET, MUFFLER	1	
13	90460-37026-00	CLAMP, HOSE	2	
14	95817-08016-00	BOLT, FLANGE	2	
15	2XJ-14752-00-00	PIPE, OUTLET	1	
16	2XJ-14755-10-00	GASKET, SILENCER	1	
17	98907-06010-00	SCREW, BIND	3	



CRANKCASE

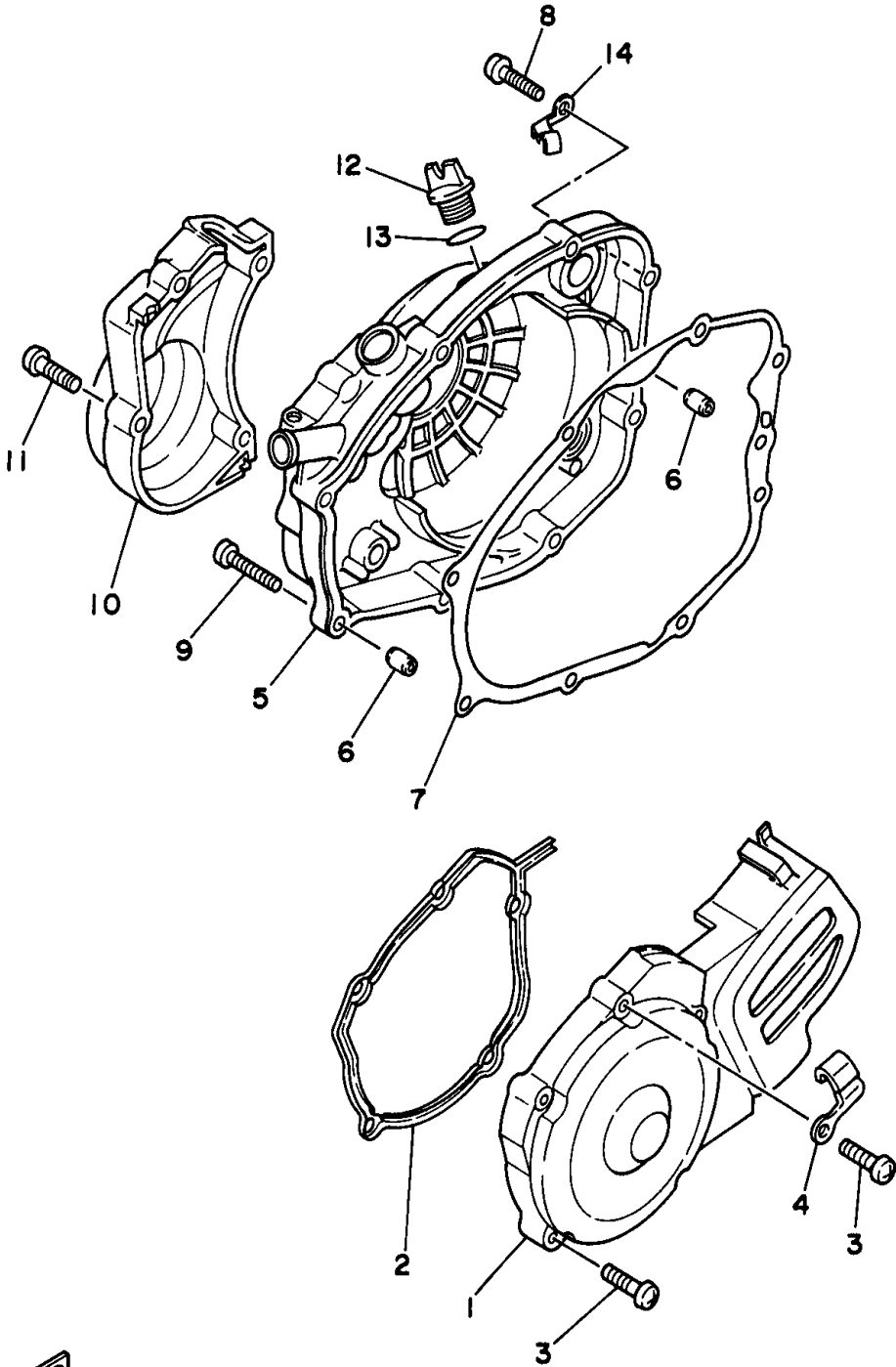
Ref. No.	Part Number	Description	Qty	Remarks
1	2XJ-15111-01-00	CRANKCASE 1	1	
2	2XJ-15121-00-00	CRANKCASE 2	1	
3	99530-12016-00	PIN, DOWEL	2	
4	98507-06045-00	SCREW, PAN HEAD	8	
5	98507-06060-00	SCREW, PAN HEAD	1	
6	90340-12059-00	PLUG, STRAIGHT SCREW	1	
7	90201-12172-00	WASHER, PLATE	1	
8	37F-15128-00-00	HOLDER	1	
9	98507-08010-00	SCREW, PAN HEAD	1	
10	98507-06030-00	SCREW, PAN HEAD	1	
11	98507-06075-00	SCREW, PAN HEAD	2	
12	92907-06600-00	WASHER, PLATE	2	
13	90480-01209-00	GROMMET	1	
14	90338-09206-00	PLUG	1	
15	137-13115-00-00	CONNECTOR, SUCTION PIPE .	1	
16	90446-09155-00	HOSE	1	
17	90201-166L5-00	WASHER, PLATE	2	



3JMA110-3070

CRANKCASE COVER 1

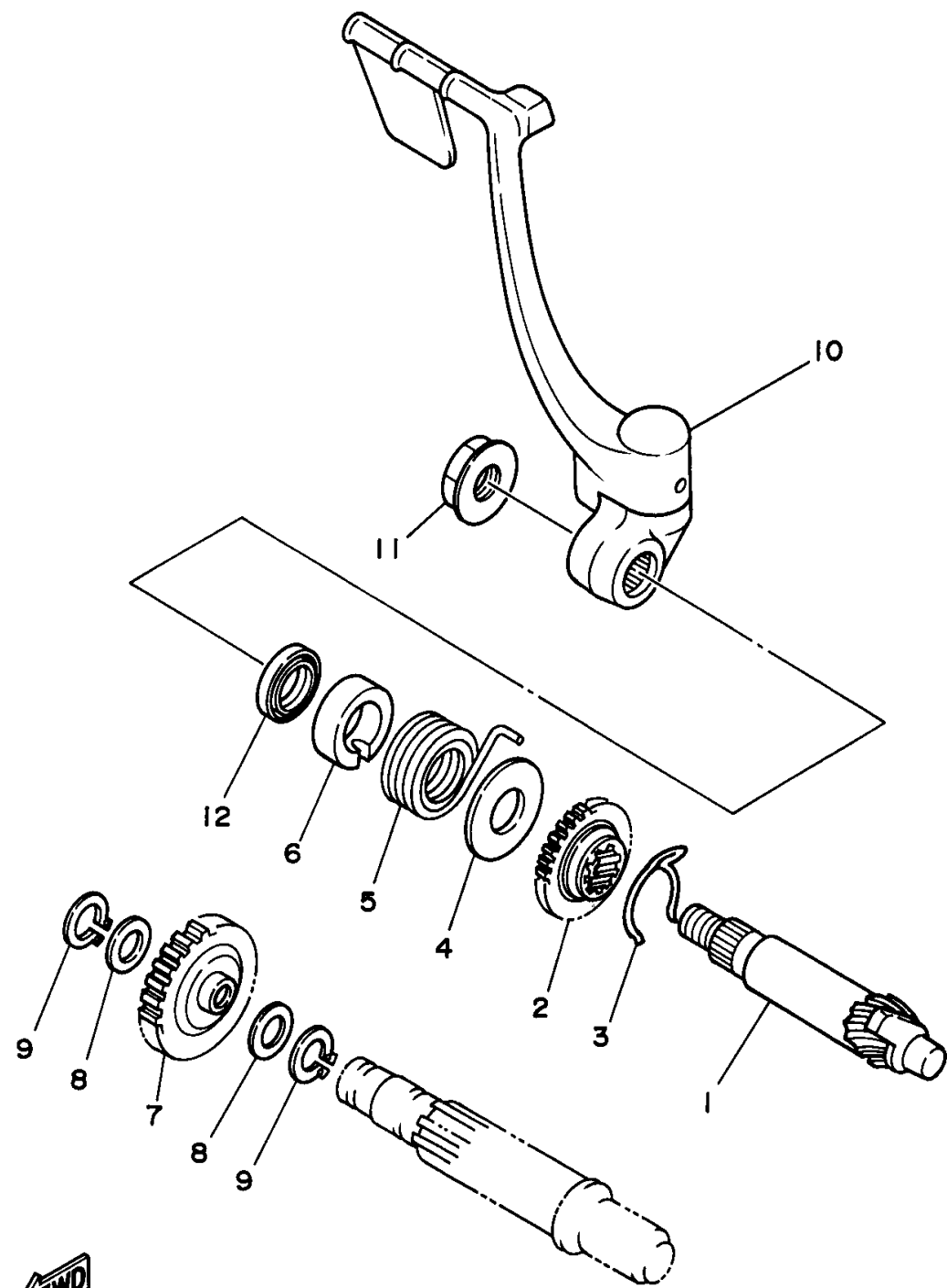
Ref. No.	Part Number	Description	Qty	Remarks
1	2XJ-15411-00-00	COVER, CRANKCASE 1	1	
2	2XJ-15379-00-00	SEAL, CRANKCASE	1	
3	98507-06030-00	SCREW, PAN HEAD	5	
4	90465-10069-00	CLAMP	1	
5	2XJ-15420-00-00	CRANKCASE COVER ASSY 2	1	
6	99530-10014-00	PIN, DOWEL	2	
7	3JM-15451-11-00	GASKET, CRANKCASE COVER 1	1	
8	95027-06030-00	BOLT, FLANGE	7	
9	95027-06035-00	BOLT, FLANGE	1	
10	37F-15416-00-00	COVER, OIL PUMP	1	
11	98507-06030-00	SCREW, PAN HEAD	4	
12	3Y1-15363-00-00	PLUG, OIL	1	
13	93210-19123-00	O-RING	1	
14	367-13174-00-00	HOLDER, OIL PIPE	1	



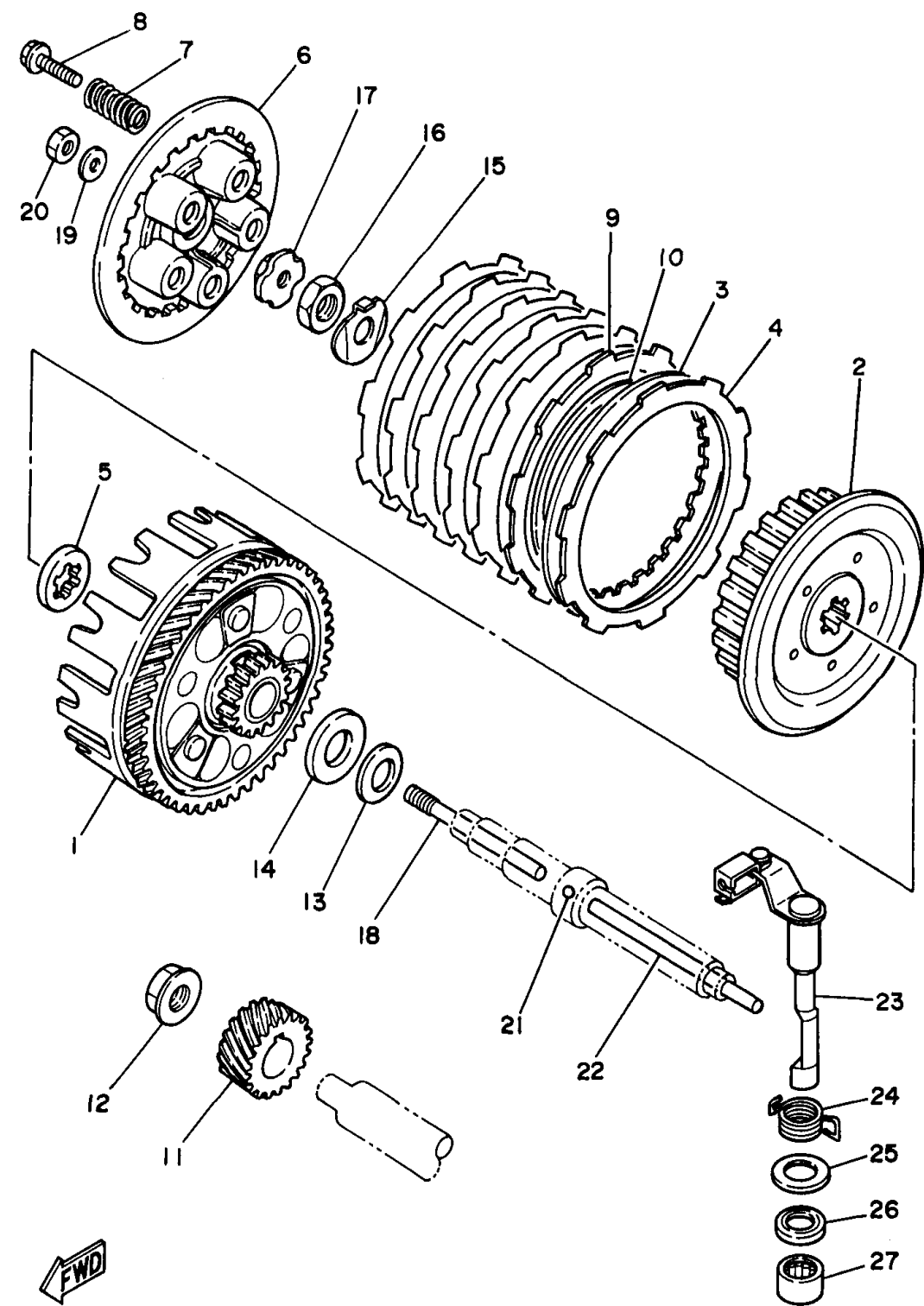
2XJ110-8080

STARTER CLUTCH

Ref. No.	Part Number	Description	Qty	Remarks
1	10V-15660-00-00	KICK AXLE ASSY	1	
2	10V-15641-00-00	GEAR, KICK (23T)	1	
3	90468-26048-00	CLIP	1	
4	90201-200J7-00	WASHER, PLATE	1	
5	90508-26667-00	SPRING, TORSION	1	
6	10V-15666-00-00	SPACER	1	
7	10V-15651-00-00	GEAR, KICK IDLE (29T)	1	
8	90201-154E8-00	WASHER, PLATE (1.0T)	2	
9	99009-15400-00	CIRCLIP	2	
10	2XJ-15620-10-00	KICK CRANK ASSY	1	
11	90179-12659-00	NUT	1	
12	93109-20014-00	OIL SEAL	1	



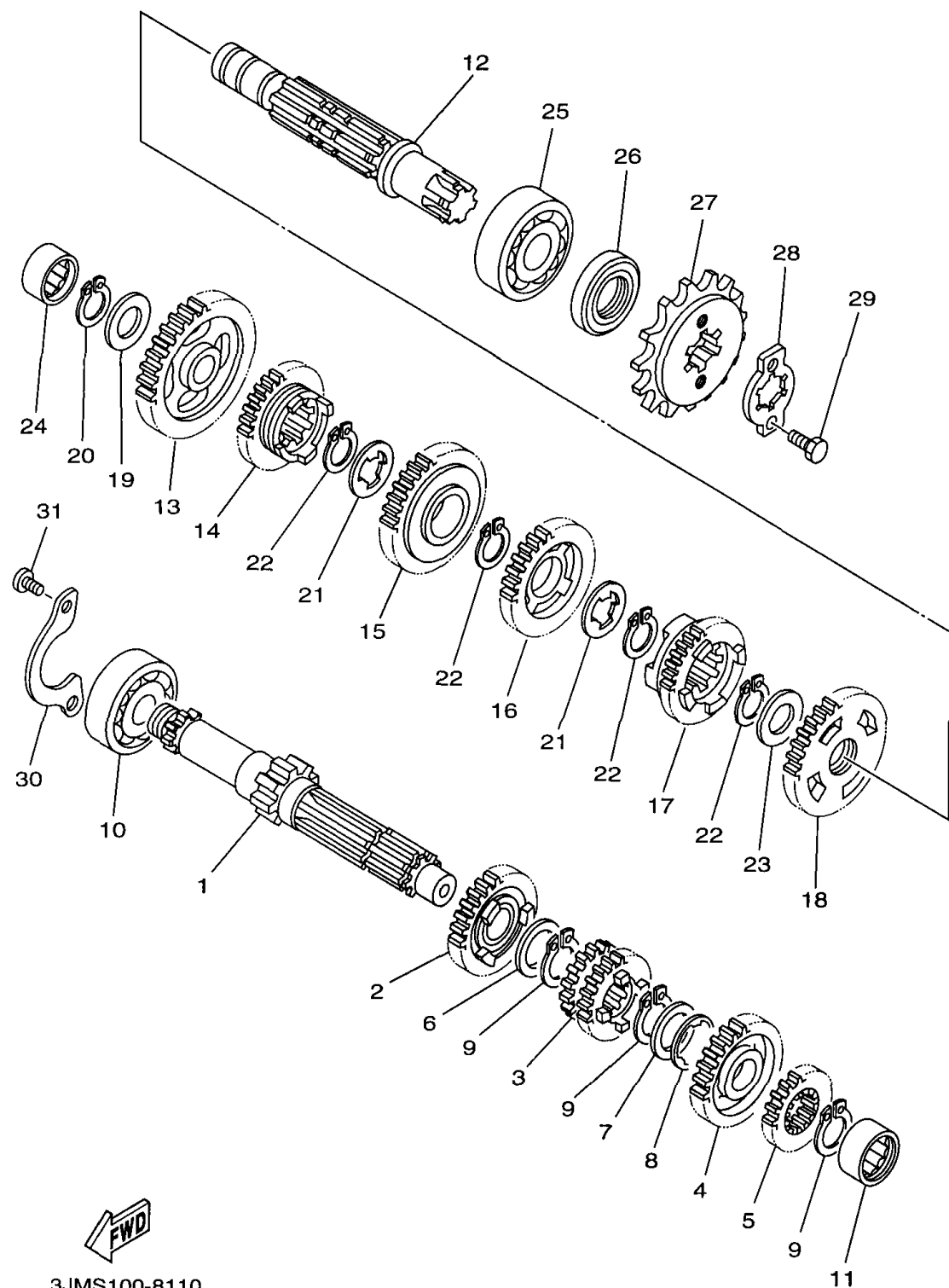
2XJ110-8090



2XJ110-8100

CLUTCH

Ref. No.	Part Number	Description	Qty	Remarks
1	3JM-16150-01-00	PRIMARY DRIVEN GEAR COMP.	1	
2	37F-16371-01-00	BOSS, CLUTCH	1	
3	1V1-16324-00-00	PLATE, CLUTCH 1	6	
4	4V0-16321-00-00	PLATE, FRICTION	6	
5	2TV-16154-00-00	PLATE, THRUST 1	1	
6	37F-16351-00-00	PLATE, PRESSURE 1	1	
7	90501-20568-00	SPRING, COMPRESSION	5	
8	90119-05001-00	BOLT, WITH WASHER	5	
9	1HX-16331-00-00	PLATE, FRICTION 2	1	
10	1HX-16383-00-00	SPRING, CLUTCH BOSS	1	
11	2JK-16111-01-00	GEAR, PRIMARY DRIVE (22T) .	1	
12	90179-12567-00	NUT	1	
13	90208-18046-00	WASHER, CONICAL SPRING ..	1	
14	90201-180P2-00	WASHER, PLATE	1	
15	90215-12271-00	WASHER, LOCK	1	
16	90170-12370-00	NUT	1	
17	1W1-16358-01-00	PLATE, PUSH	1	
18	1W1-16356-02-00	ROD, PUSH 1	1	
19	92907-06200-00	WASHER	1	
20	95307-06600-00	NUT	1	
21	93503-16003-00	BALL	1	
22	2J5-16357-00-00	ROD, PUSH 2	1	
23	37F-16380-02-00	PUSH LEVER ASSY	1	
24	90508-20555-00	SPRING, TORSION	1	
25	90201-14217-00	WASHER, PLATE	1	
26	93104-14004-00	OIL SEAL	1	
27	93315-21429-00	BEARING	1	

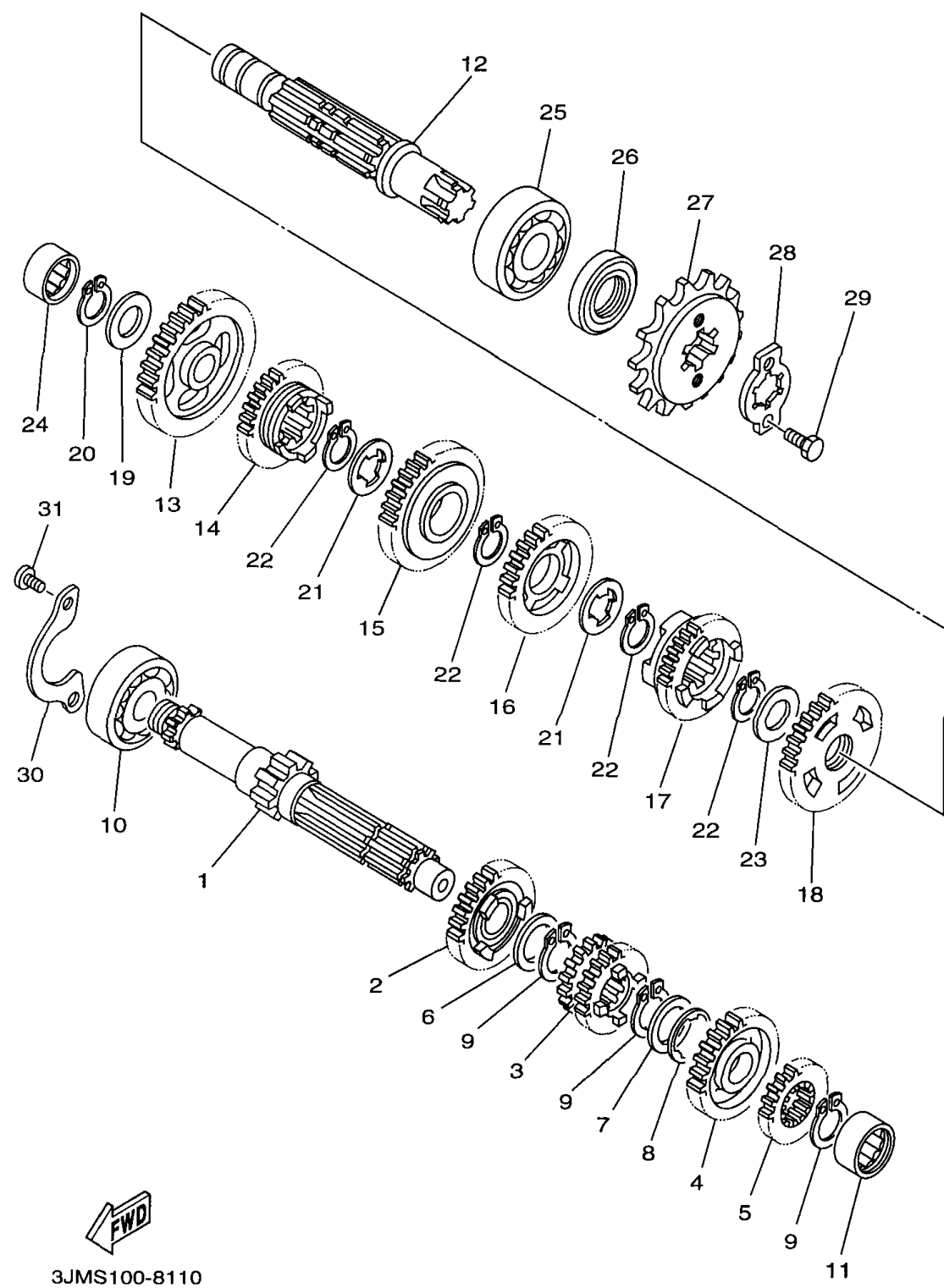


TRANSMISSION

Ref. No.	Part Number	Description	Qty	Remarks
1	2XJ-17411-00-00	AXLE, MAIN	1	
2	2XJ-17151-00-00	GEAR, 5TH PINION (18T)	1	
3	2XJ-17131-00-00	GEAR, 3RD-4TH PINION (15T-16T)	1	
4	2XJ-17161-00-00	GEAR, 6TH PINION (21T)	1	
5	2XJ-17121-00-00	GEAR, 2ND PINION (14T)	1	
6	90201-20266-00	WASHER, PLATE (1.0T)	1	
7	90201-206L6-00	WASHER, PLATE	1	
8	90209-16133-00	WASHER	1	
9	93410-20038-00	CIRCLIP	3	
10	93306-20431-00	BEARING (B6204Z)	1	
11	93311-31576-00	BEARING	1	
12	37F-17421-01-00	AXLE, DRIVE	1	
13	2XJ-17211-00-00	GEAR, 1ST WHEEL (34T)	1	
14	2XJ-17251-00-00	GEAR, 5TH WHEEL (19T)	1	
15	2XJ-17231-00-00	GEAR, 3RD WHEEL (25T)	1	
16	2XJ-17241-00-00	GEAR, 4TH WHEEL (20T)	1	
17	2XJ-17261-00-00	GEAR, 6TH WHEEL (19T)	1	
18	2XJ-17221-01-00	GEAR, 2ND WHEEL	1	
19	90201-150J4-00	WASHER, PLATE	1	
20	93440-15012-00	CIRCLIP	1	
21	90209-18135-00	WASHER	2	
22	93410-22039-00	CIRCLIP	4	
23	90201-22555-00	WASHER, PLATE	1	
24	93311-51554-00	BEARING	1	
25	93306-30438-00	BEARING	1	
26	93102-20143-00	OIL SEAL	1	
27	93832-13164-00	SPROCKET, DRIVE (13T)	1	
28	5H0-17456-00-00	HOLDER, SPROCKET	1	

CONTINUED ON NEXT FRAME ►

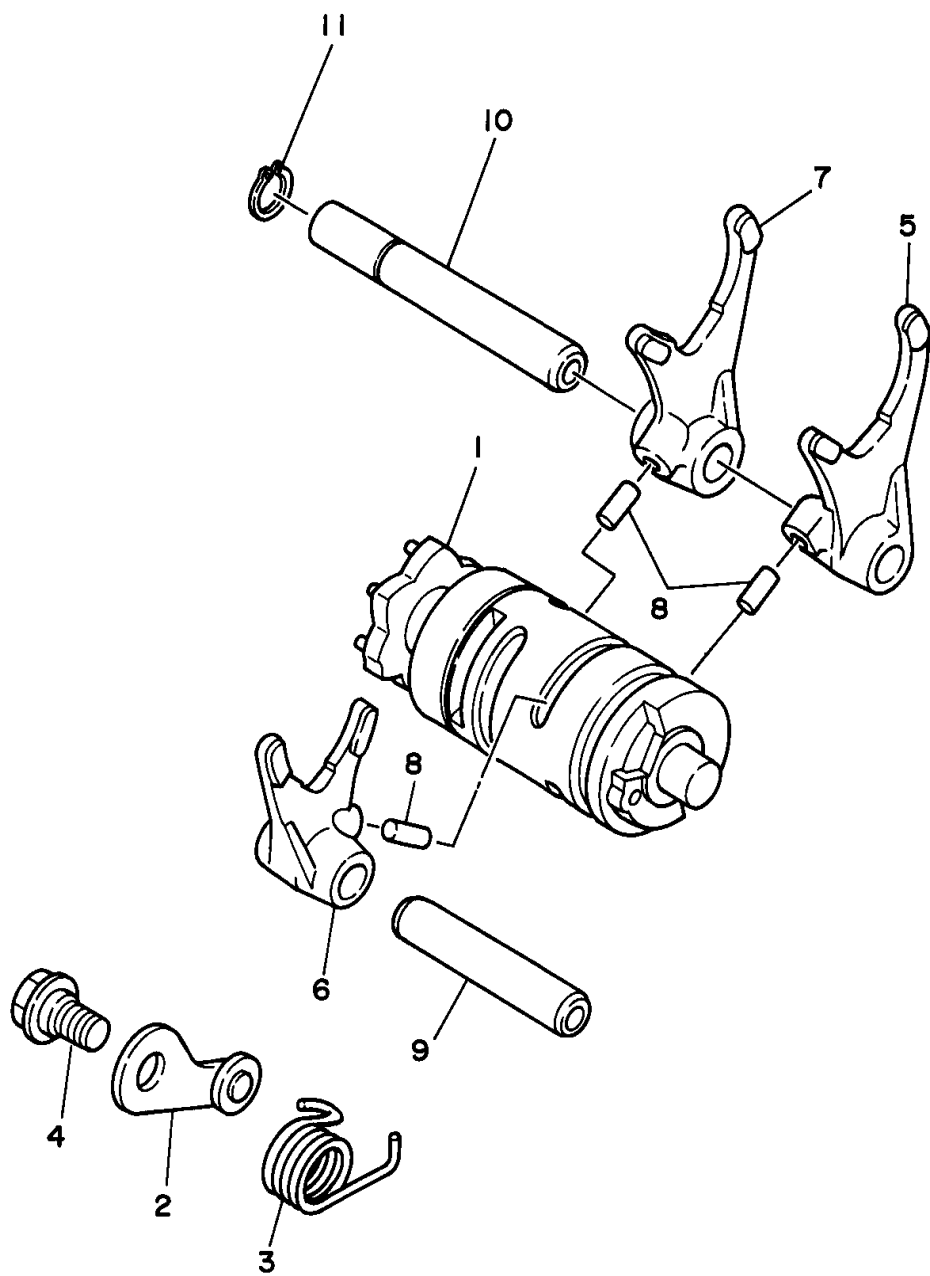
TRANSMISSION



Ref. No.	Part Number	Description	Qty	Remarks
29	97027-06012-00	BOLT	2	
30	10V-17471-00-00	PLATE, COVER	1	
31	98507-06012-00	SCREW, PAN HEAD	2	

SHIFT CAM - FORK

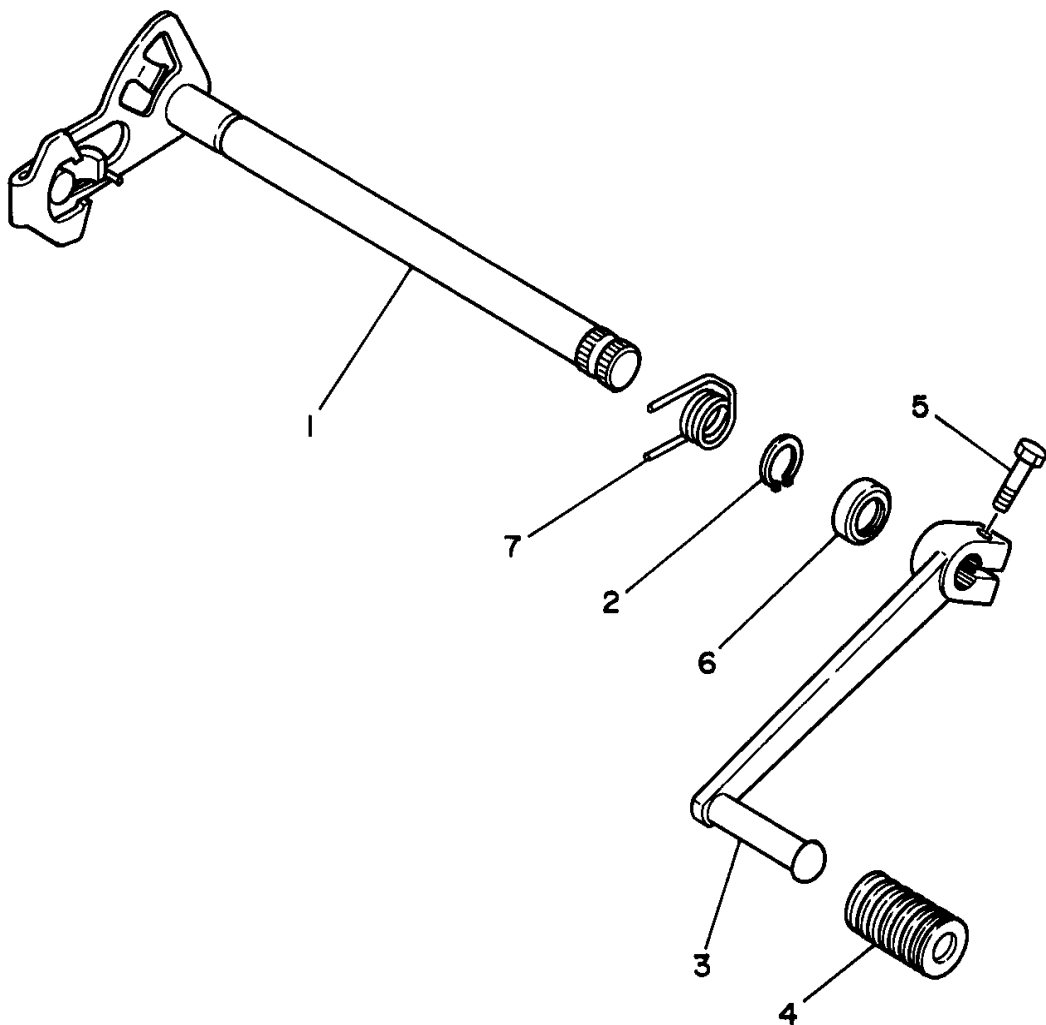
Ref. No.	Part Number	Description	Qty	Remarks
1	2XJ-18540-01-00	SHIFT CAM ASSY	1	
2	10V-18140-00-00	STOPPER LEVER ASSY	1	
3	90508-29749-00	SPRING, TORSION	1	
4	90109-063F7-00	BOLT	1	
5	37F-18511-00-00	FORK, SHIFT 1	1	
6	37F-18512-00-00	FORK, SHIFT 2	1	
7	37F-18513-00-00	FORK, SHIFT 3	1	
8	90250-06013-00	PIN, STRAIGHT	3	
9	5X5-18531-01-00	BAR, SHIFT FORK GUIDE 1 ...	1	
10	34X-18535-00-00	BAR, SHIFT FORK GUIDE 2 ...	1	
11	99009-10400-00	CIRCLIP	1	



2XJ110-8120

SHIFT SHAFT

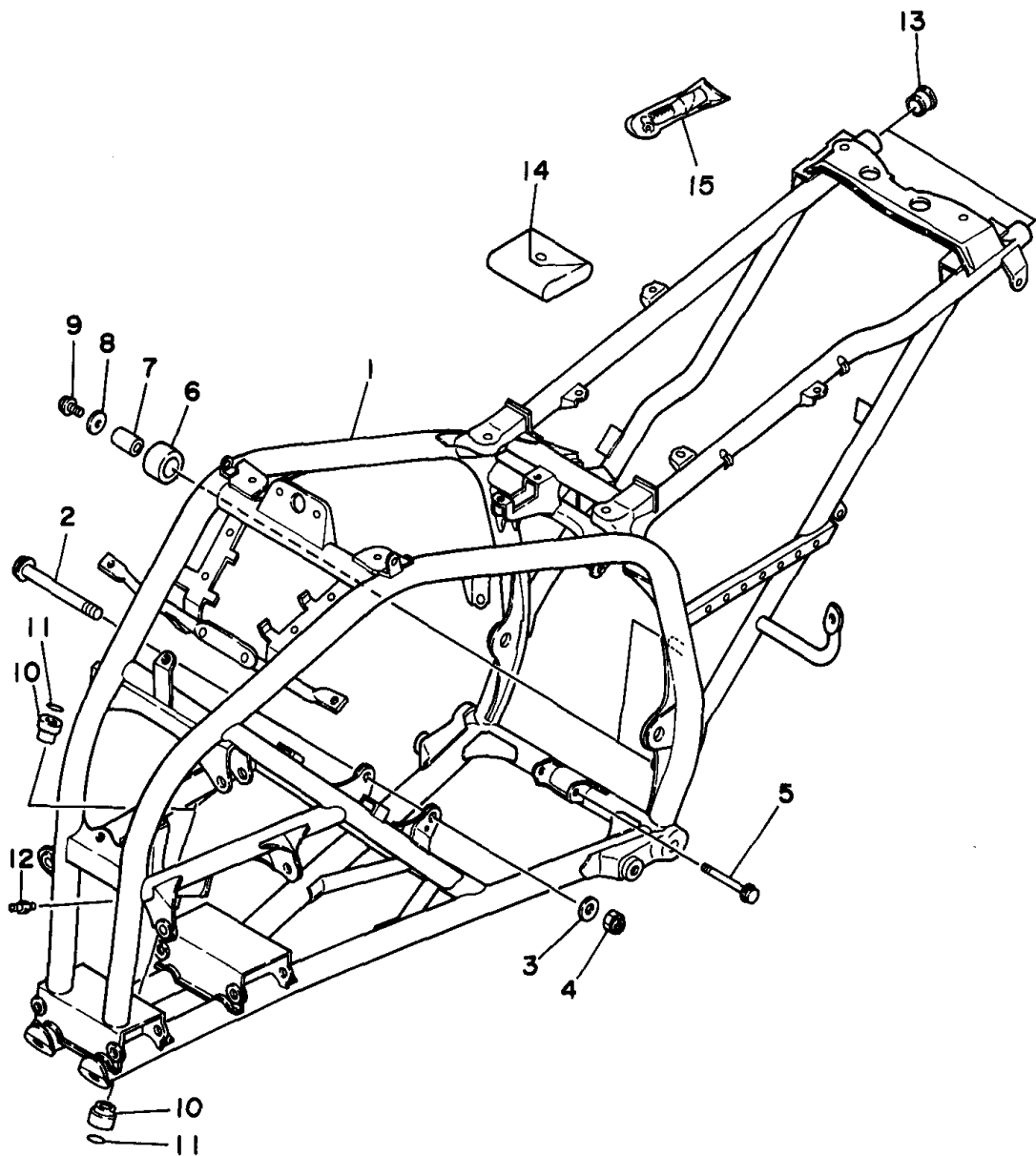
Ref. No.	Part Number	Description	Qty	Remarks
1	37F-18101-02-00	SHIFT SHAFT ASSY	1	
2	99001-10600-00	CIRCLIP	1	
3	2XJ-18111-00-00	PEDAL, SHIFT	1	
4	132-18113-01-00	COVER, SHIFT PEDAL	1	
5	97017-06020-00	BOLT, WITH WASHER	1	
6	93101-12060-00	OIL SEAL	1	
7	90508-32553-00	SPRING, TORSION	1	



2XJ110-8130

FRAME

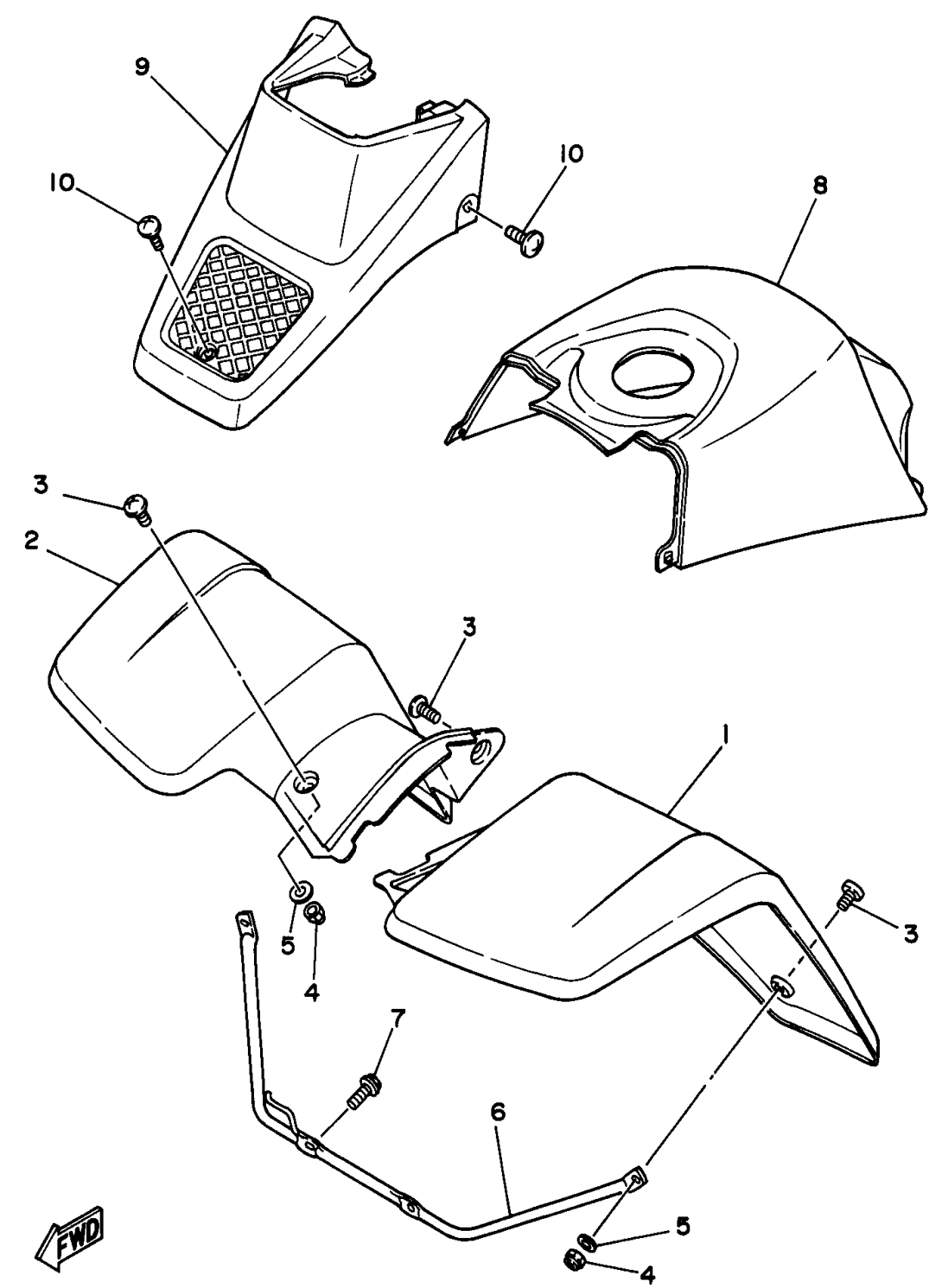
Ref. No.	Part Number	Description	Qty	Remarks
1	2XJ-21110-11-35	FRAME COMP.	1	SILVER (035)
2	90105-10328-00	BOLT, WASHER BASED	1	
3	90201-10774-00	WASHER, PLATE	1	
4	90185-10060-00	NUT, SELF-LOCKING	1	
5	90105-08721-00	BOLT, WASHER BASED	1	
6	30X-22178-00-00	TENSIONER	2	
7	4V4-22184-00-00	BUSH	2	
8	90201-08753-00	WASHER, PLATE	2	
9	95807-08012-00	BOLT, FLANGE	2	
10	90381-15040-00	BUSH, SOLID	2	
11	93210-15414-00	O-RING	2	
12	93700-06004-00	NIPPLE, GREASE	1	
13	90338-23172-00	PLUG	2	
14	2XJ-28100-00-00	TOOL KIT	1	
15	1NV-2811A-00-00	GAUGE, AIR	1	



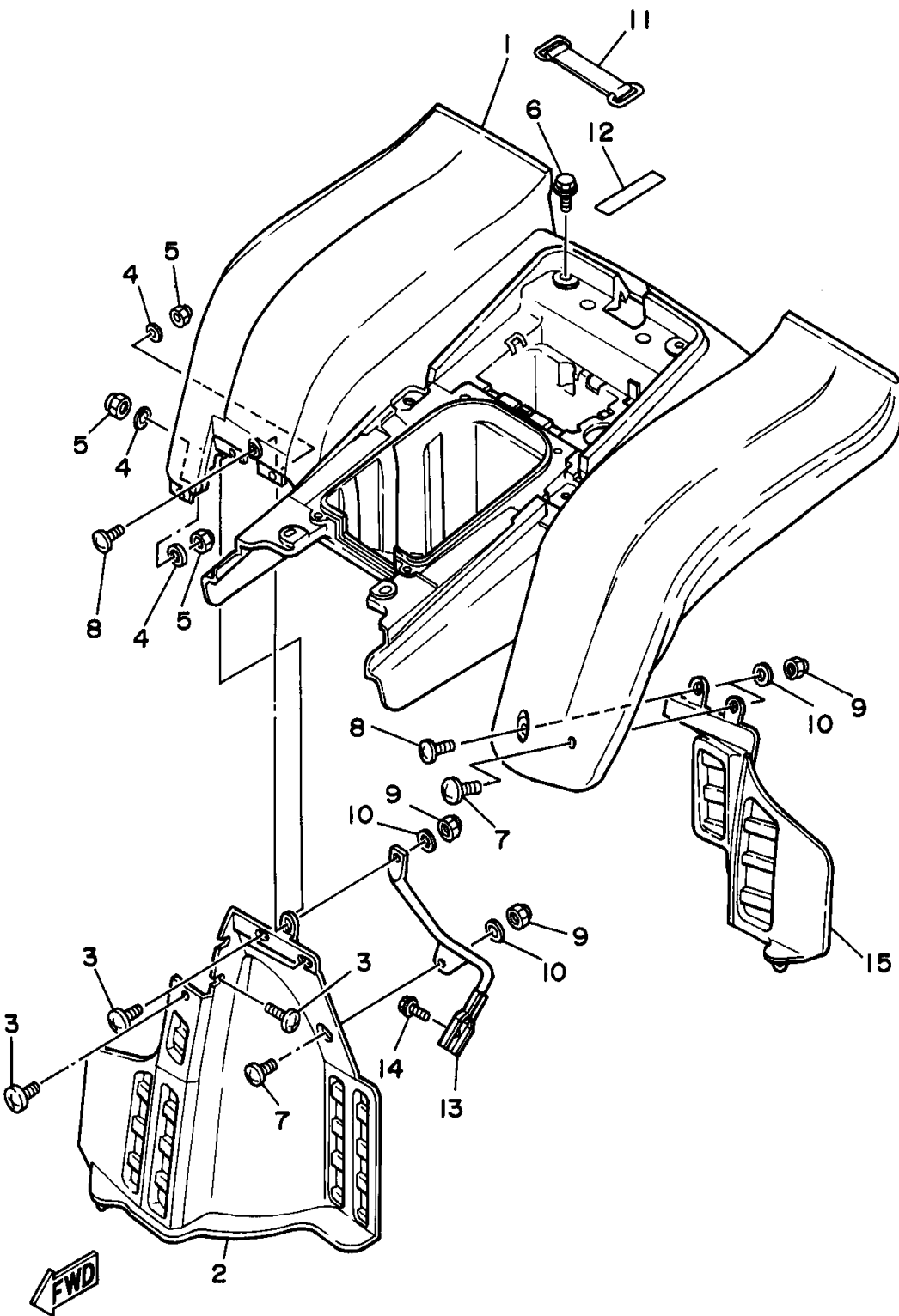
FWD
3JM100-9140

FRONT FENDER

Ref. No.	Part Number	Description	Qty	Remarks
1	2XJ-Y2151-C0-00	FRONT FENDER COMP.	1	
2	2XJ-21556-B0-00	FENDER, FRONT 2	1	
3	90149-06306-00	SCREW	6	
4	95607-06100-00	NUT, U	4	
5	92907-06200-00	WASHER	4	
6	2XJ-21513-00-00	STAY, FENDER 1	1	
7	95827-06012-00	BOLT, FLANGE	2	
8	2XJ-W217A-C0-00	TOP COVER ASSEMBLY	1	UR DEEP PURPLISH BLUE SOLID E (583)
	2XJ-W217A-D0-00	TOP COVER ASSEMBLY	1	UR HEAT RED (OEY)
9	2XJ-23391-C0-00	PANEL, FRONT	1	
	2XJ-23391-D0-00	PANEL, FRONT	1	
10	90154-05051-00	SCREW, BINDING	3	



FWD
3JM100-9150



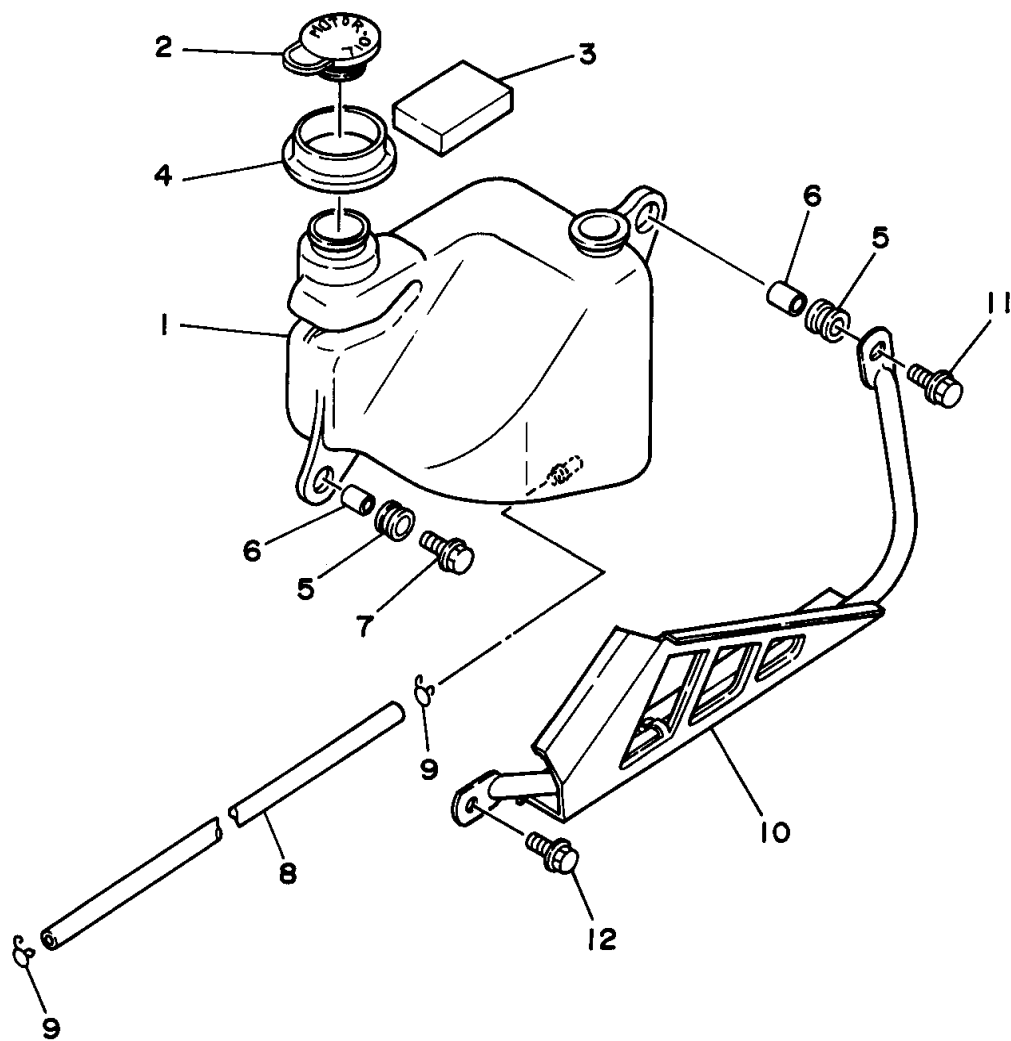
3JM2100-0160

REAR FENDER

Ref. No.	Part Number	Description	Qty	Remarks
1	2XJ-W2161-N0-00	REAR FENDER COMP.	1	
2	3JM-21621-00-00	FLAP	1	
3	90154-05005-00	SCREW, BINDING	5	
4	92907-05200-00	WASHER	5	
5	95607-05100-00	NUT, U	5	
6	90119-06056-00	BOLT, WITH WASHER	6	
7	90149-06306-00	SCREW	2	
8	90150-06037-00	SCREW, ROUND HEAD	2	
9	95607-06100-00	NUT, U	4	
10	92907-06200-00	WASHER	4	
11	2T4-82131-00-00	BAND, BATTERY	1	
12	93210-61750-00	O-RING	1	
13	2XJ-21614-00-00	STAY, FENDER 2	1	
14	92017-08012-00	BOLT, BUTTON HEAD	1	
15	3JM-21691-00-00	FLAP	1	

OIL TANK

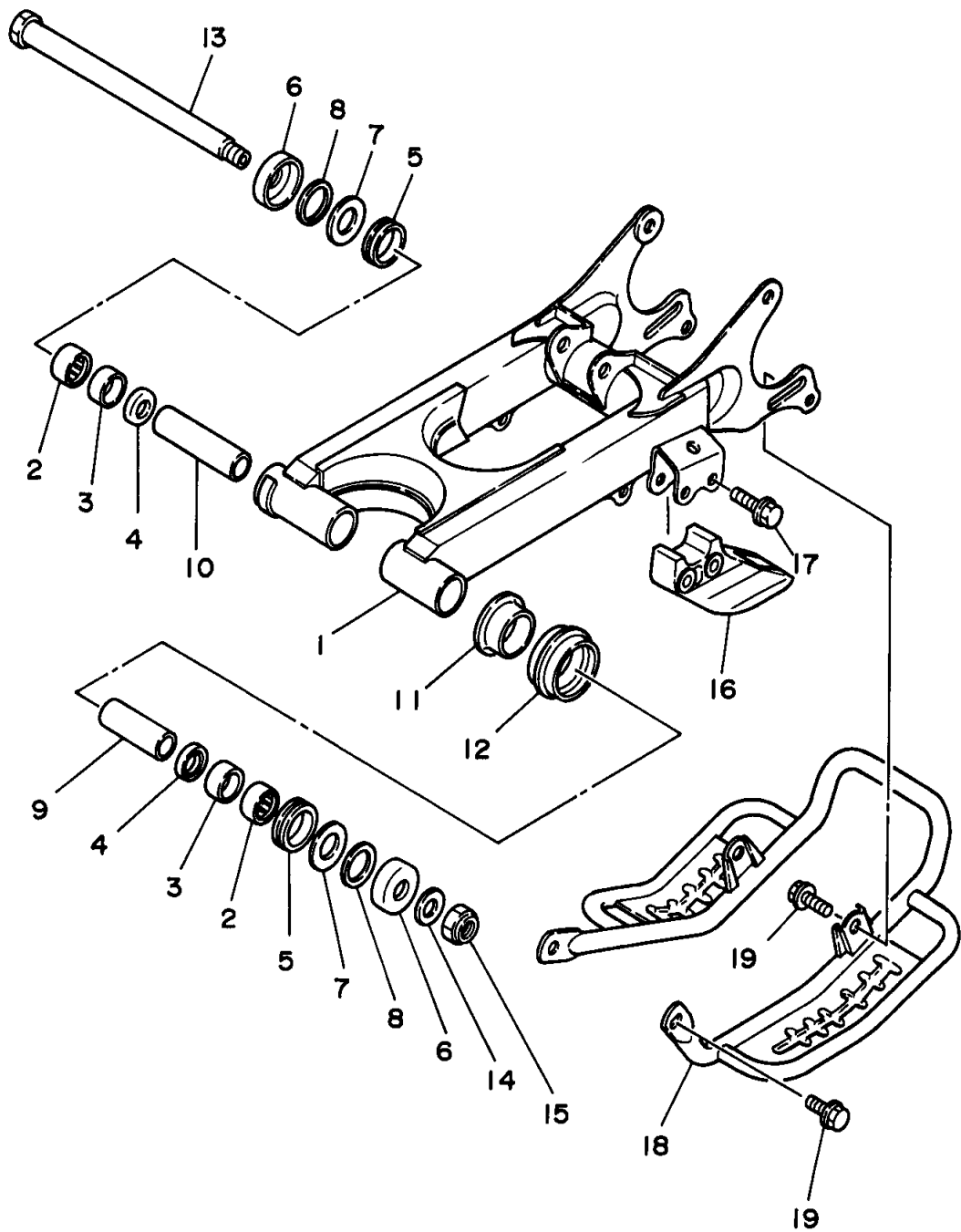
Ref. No.	Part Number	Description	Qty	Remarks
1	2XJ-21751-01-00	TANK, OIL	1	
2	2N3-21771-01-00	BODY, CAP	1	
3	2XJ-21746-00-00	DAMPER	1	
4	90480-48493-00	GROMMET	1	
5	90480-13238-00	GROMMET	2	
6	90387-07391-00	COLLAR	2	
7	95827-06025-00	BOLT, FLANGE	1	
8	90445-084J3-00	HOSE (L870)	1	
9	90467-08075-00	CLIP	2	
10	2XJ-2172W-00-00	COVER	1	
11	95827-06025-00	BOLT, FLANGE	1	
12	95827-06025-00	BOLT, FLANGE	1	



2XJ110-8170

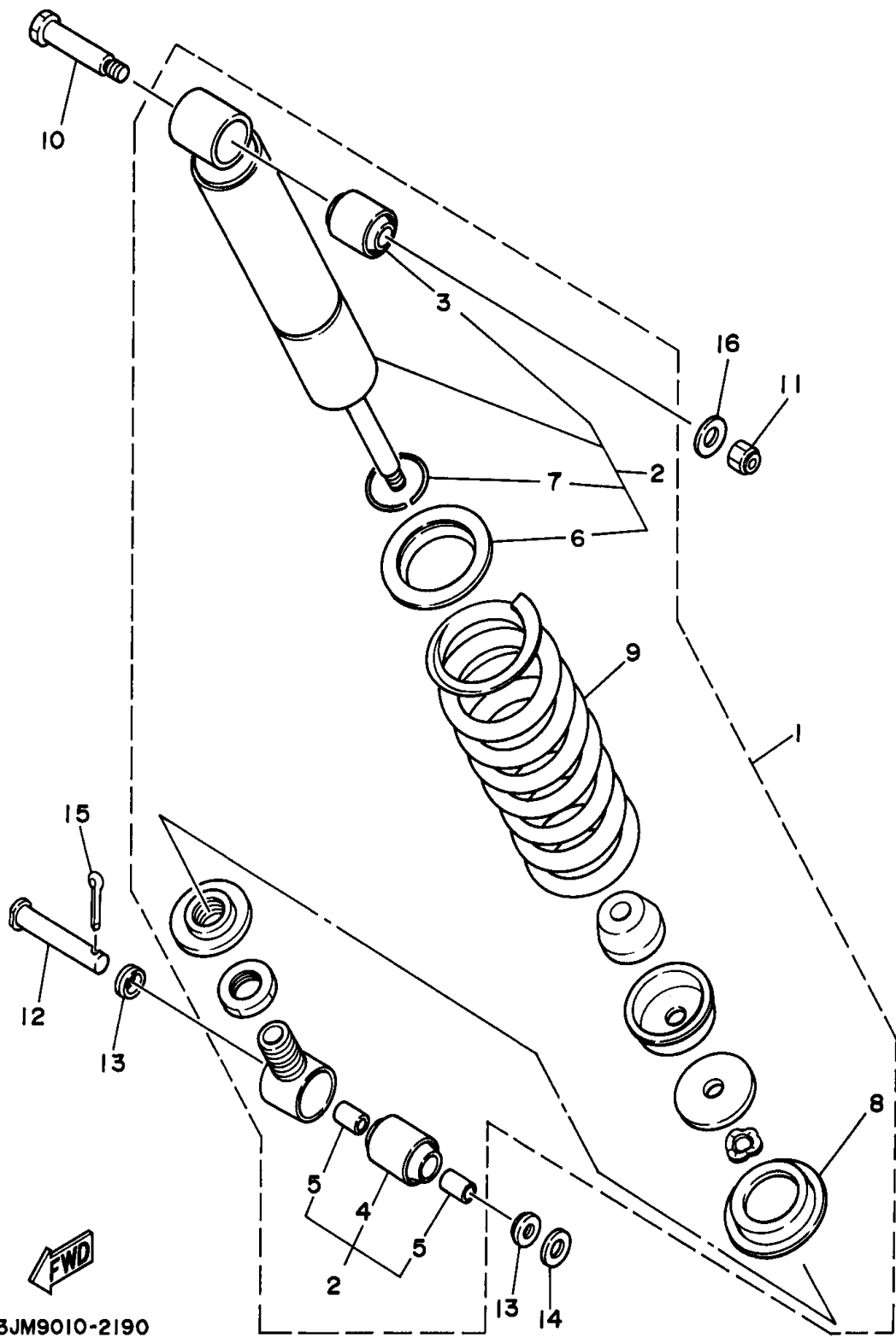
REAR ARM

Ref. No.	Part Number	Description	Qty	Remarks
1	2XJ-22110-00-35	REAR ARM COMP.	1	SILVER(035)
2	93317-22237-00	BEARING	2	
3	90380-22111-00	BUSH, SOLID	2	
4	93106-22019-00	OIL SEAL (DC 22-28-8)	2	
5	93108-35004-00	OIL SEAL (35-41-8)	2	
6	2K6-22128-01-00	COVER, THRUST 1	2	
7	90201-244A9-00	WASHER, PLATE (2.05T)	2	
8	156-22127-00-00	SHIM (0.3T)	1	
9	2XJ-22123-00-00	BUSH 1	1	
10	2XJ-22124-00-00	BUSH 2	1	
11	2GU-22155-00-00	PIPE	1	
12	2GU-22151-10-00	SEAL, GUARD	1	
13	2JN-22141-00-00	SHAFT, PIVOT	1	
14	90201-14215-00	WASHER, PLATE	1	
15	90185-14070-00	NUT, SELF-LOCKING	1	
16	38W-22199-00-00	SUPPORT, CHAIN	1	
17	95807-08040-00	BOLT, FLANGE	2	
18	2XJ-2219X-00-00	COVER	1	
19	95827-08012-00	BOLT, FLANGE	4	



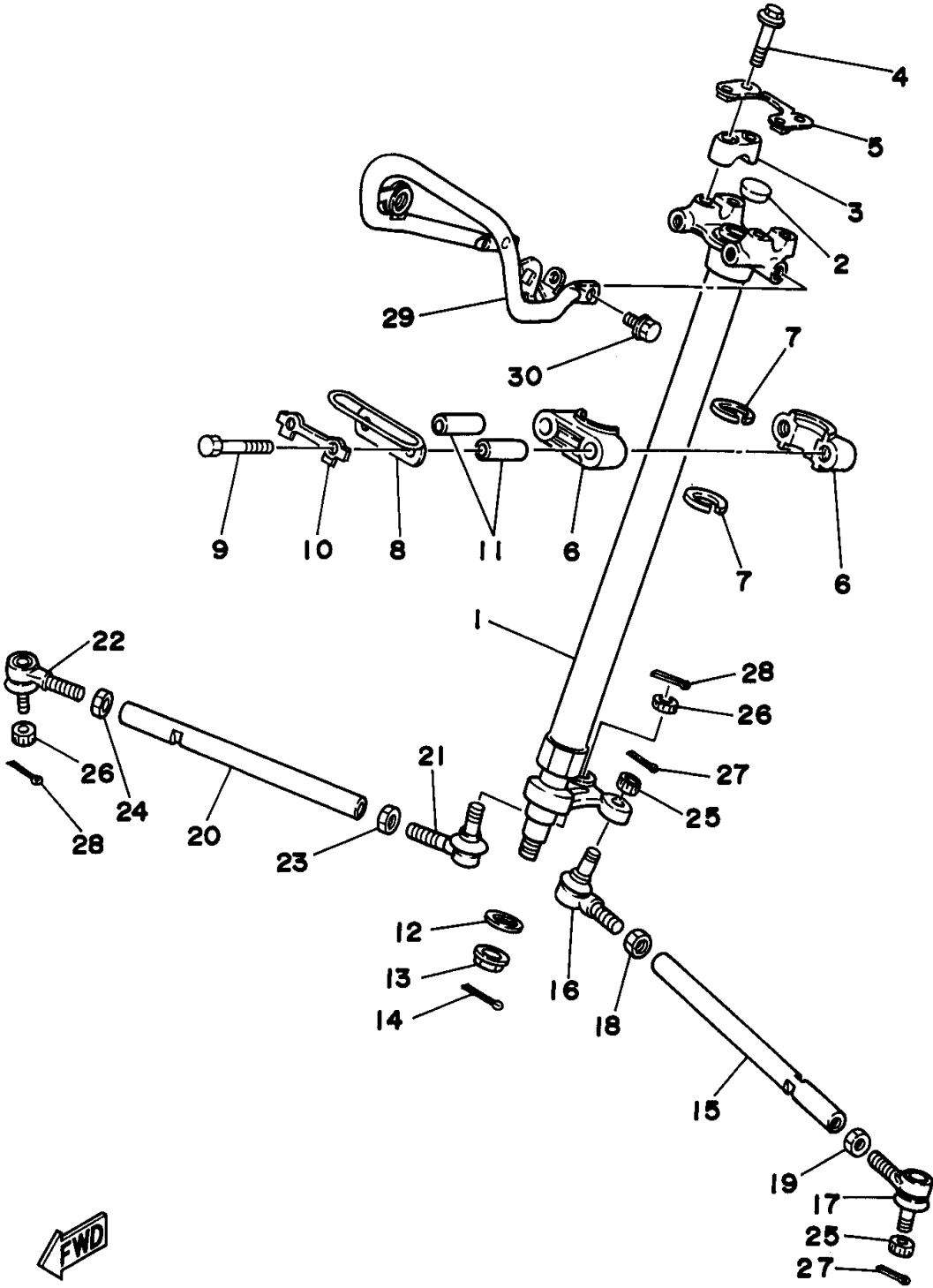
2XJ110-8180

REAR SUSPENSION



Ref. No.	Part Number	Description	Qty	Remarks
1	2XJ-22210-10-P2	SHOCK ABSORBER ASSEMBLY, REAR	1	LIGHT REDDISH YELLOW SOLID 1 (386)
2	2XJ-22201-10-00	. DAMPER SUB ASSY	1	
3	1NU-22216-00-00	.. BUSH, REAR SHOCK ABSORBER	1	
4	1NU-22226-00-00	.. BUSH, SHOCK ABSORBER LOWER	1	
5	90380-12051-00	.. BUSH, SOLID	2	
6	22W-22223-00-00	.. SEAT, SPRING LOWER	1	
7	93440-42101-00	.. CIRCLIP	1	
8	22W-22214-01-00	. GUIDE, SPRING 1	1	
9	2XJ-22212-00-P2	. SPRING	1	LIGHT REDDISH YELLOW SOLID 1 (386)
10	90109-10736-00	BOLT	1	
11	95607-10100-00	NUT, U	1	
12	90240-12092-00	PIN, CLEVIS	1	
13	1W1-22128-00-00	COVER, THRUST 1	2	
14	92907-12600-00	WASHER	1	
15	91401-30025-00	PIN, COTTER	1	
16	90201-10126-00	WASHER, PLATE	1	

STEERING



Ref. No.	Part Number	Description	Qty	Remarks
1	2XJ-23813-01-00	COLUMN, STEERING 2	1	
2	90336-28053-00	PLUG, TAPER	1	
3	8K1-23814-00-00	HOLDER, HANDLE	2	
4	95827-08035-00	BOLT, FLANGE	4	
5	2GU-2629K-00-00	STAY	1	
6	1UY-23812-00-00	PLANE BEARING, STEERING	2	
7	93112-31011-00	OIL SEAL	2	
8	2XJ-23868-00-00	BRACKET, STEERING LOWER	1	
9	97027-08060-00	BOLT	2	
10	1UY-23894-01-00	WASHER, LOCK 1	1	
11	90387-090R0-00	COLLAR	2	
12	90201-10774-00	WASHER, PLATE	1	
13	90185-10115-00	NUT, SELF-LOCKING	1	
14	91401-20020-00	PIN, COTTER	1	
15	2XJ-23831-01-00	ROD, TIE	1	
16	1UY-23841-01-00	JOINT, UNIVERSAL 1	1	
17	1UY-23845-01-00	JOINT, UNIVERSAL 2	1	
18	95307-10700-00	NUT	1	
19	90170-10186-00	NUT	1	
20	2XJ-23831-01-00	ROD, TIE	1	
21	1UY-23841-01-00	JOINT, UNIVERSAL 1	1	
22	1UY-23845-01-00	JOINT, UNIVERSAL 2	1	
23	95307-10700-00	NUT	1	
24	90170-10186-00	NUT	1	
25	90171-10046-00	NUT, CASTLE	2	
26	90171-10046-00	NUT, CASTLE	2	
27	91401-20020-00	PIN, COTTER	2	
28	91401-20020-00	PIN, COTTER	2	
29	2XJ-23174-00-00	STAY, HEADLIGHT	1	

CONTINUED ON NEXT FRAME ➤

FWD
3JMN100-7210

Ref. No.	Part Number	Description	Qty	Remarks
-------------	----------------	-------------	-----	---------

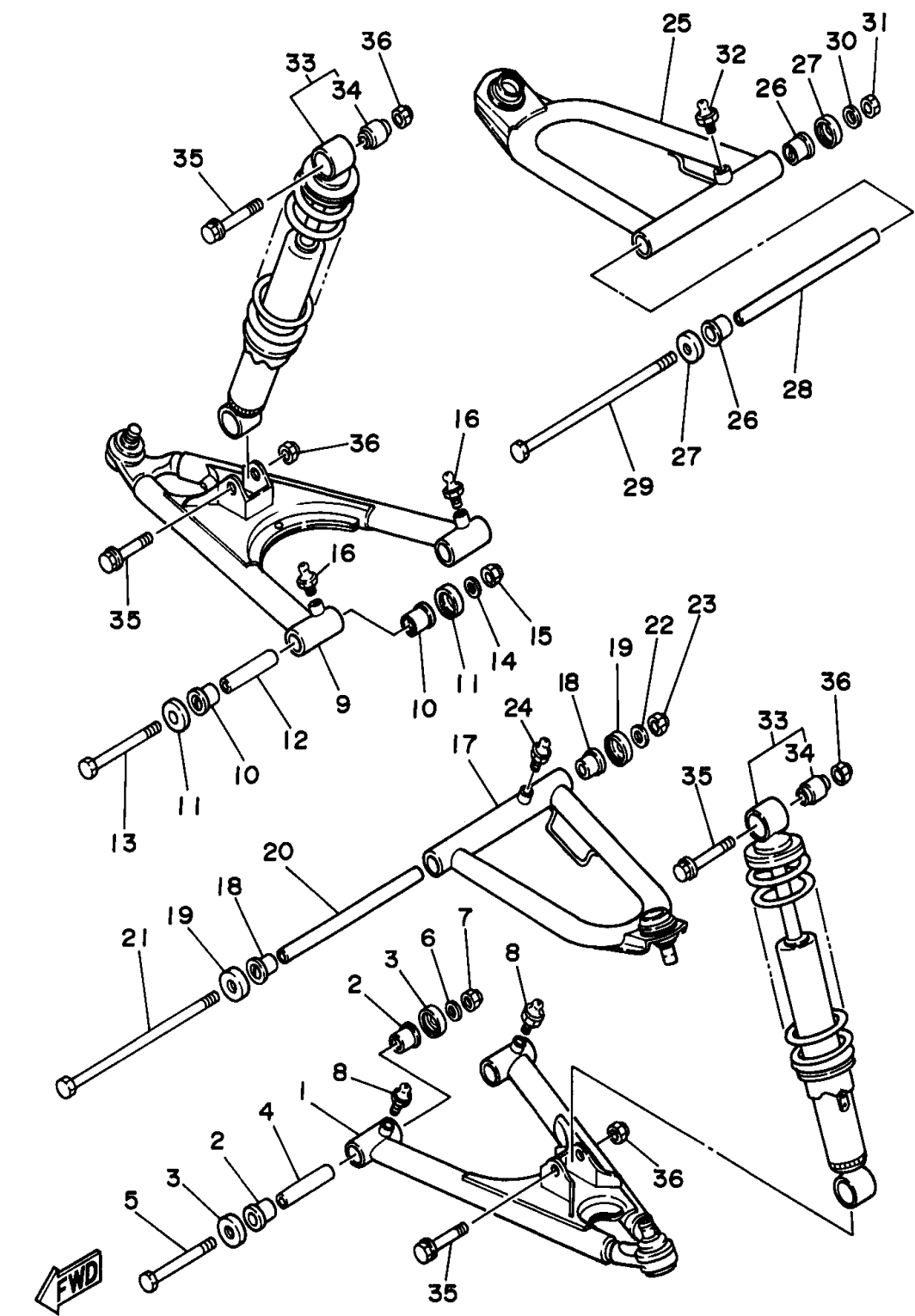
Ref. No.	Part Number	Description	Qty	Remarks
-------------	----------------	-------------	-----	---------



FRONT SUSPENSION - WHEEL

Ref. No.	Part Number	Description	Qty	Remarks
1	3JM-23570-00-35	FRONT LOWER ARM COMP. (LEFT)	1	SILVER (035)
2	90381-15088-00	BUSH, SOLID	4	
3	1UY-23517-00-00	COVER, THRUST 1	4	
4	90387-101R3-00	COLLAR	2	
5	90101-10655-00	BOLT	2	
6	90201-10430-00	WASHER, PLATE	2	
7	90185-10120-00	NUT, SELF-LOCKING	2	
8	93700-06004-00	NIPPLE, GREASE	2	
9	3JM-23580-00-35	FRONT LOWER ARM COMP. (RIGHT)	1	SILVER (035)
10	90381-15088-00	BUSH, SOLID	4	
11	1UY-23517-00-00	COVER, THRUST 1	4	
12	90387-101R3-00	COLLAR	2	
13	90101-10655-00	BOLT	2	
14	90201-10430-00	WASHER, PLATE	2	
15	90185-10120-00	NUT, SELF-LOCKING	2	
16	93700-06004-00	NIPPLE, GREASE	2	
17	2XJ-23540-00-35	FRONT UPPER ARM COMPLETE (LEFT)	1	SILVER (035)
18	90381-15088-00	BUSH, SOLID	2	
19	1UY-23517-00-00	COVER, THRUST 1	2	
20	90387-101U6-00	COLLAR	1	
21	336-22141-00-00	SHAFT, PIVOT	1	
22	90201-10430-00	WASHER, PLATE	1	
23	90185-10120-00	NUT, SELF-LOCKING	1	
24	93700-06004-00	NIPPLE, GREASE	1	
25	2XJ-23550-00-35	FRONT UPPER ARM COMPLETE (RIGHT)	1	SILVER (035)
26	90381-15088-00	BUSH, SOLID	2	

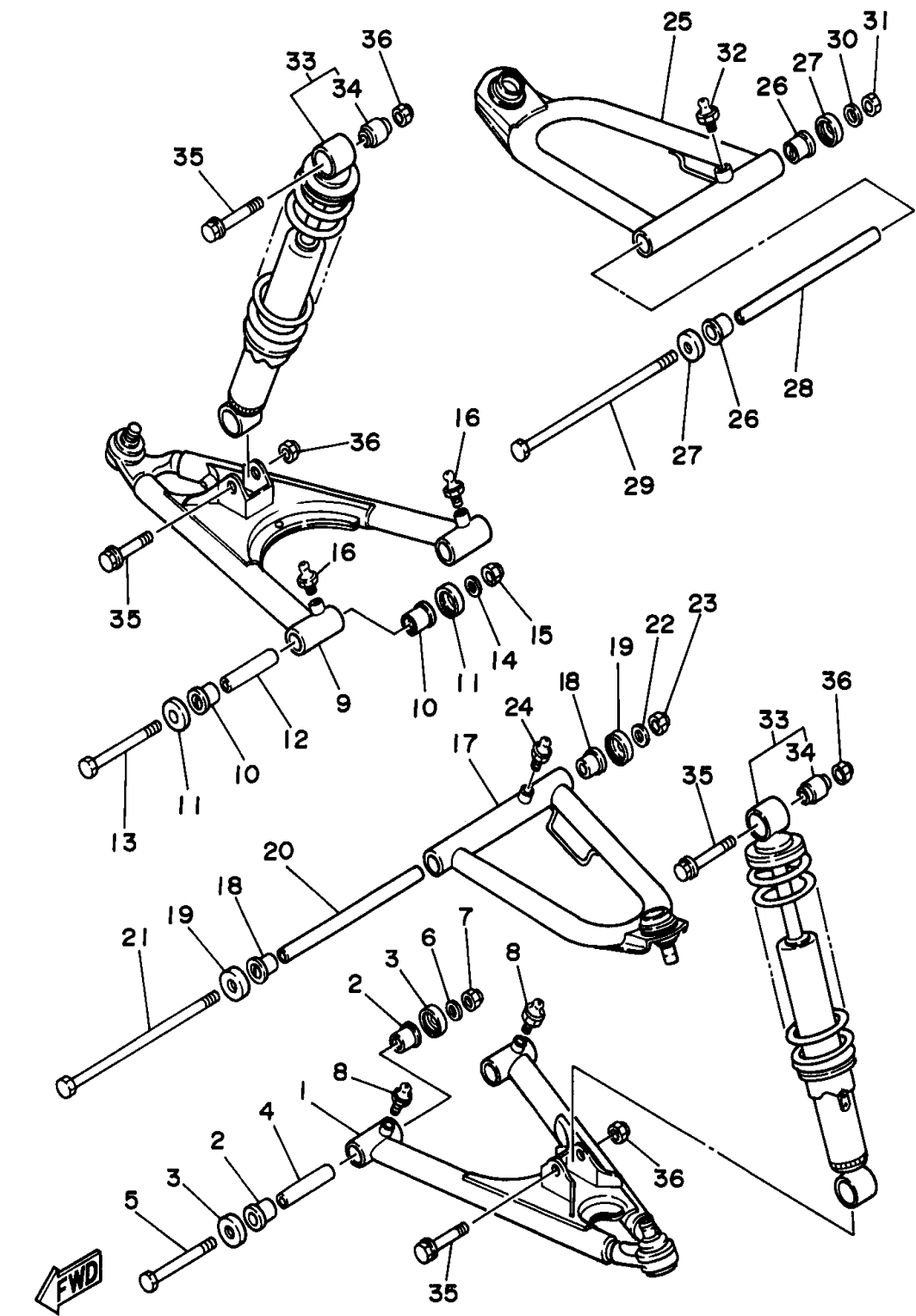
CONTINUED ON NEXT FRAME ➤



2XJ110-8200

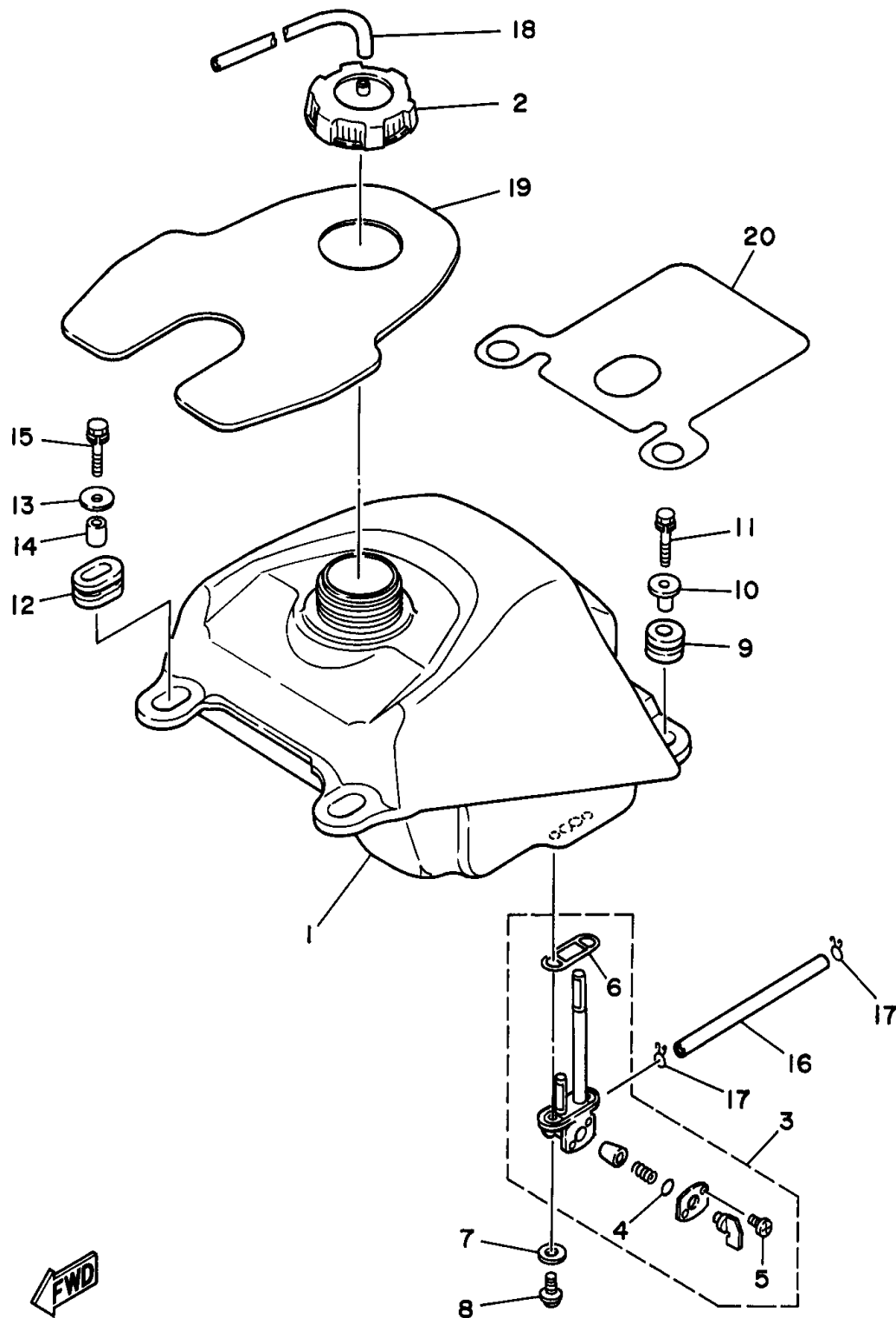
FRONT SUSPENSION - WHEEL

Ref. No.	Part Number	Description	Qty	Remarks
27	1UY-23517-00-00	COVER, THRUST 1	2	
28	90387-101U6-00	COLLAR	1	
29	336-22141-00-00	SHAFT, PIVOT	1	
30	90201-10430-00	WASHER, PLATE	1	
31	90185-10120-00	NUT, SELF-LOCKING	1	
32	93700-06004-00	NIPPLE, GREASE	1	
33	2XJ-23350-00-P2	SHOCK ABSORBER ASSEMBLY	2	LIGHT REDDISH YELLOW SOLID 1 (386)
34	2XJ-2331R-00-00	. DAMPER, BUSH B	2	
35	90105-10388-00	BOLT, WASHER BASED	4	
36	90185-10060-00	NUT, SELF-LOCKING	4	



2XJ110-8200

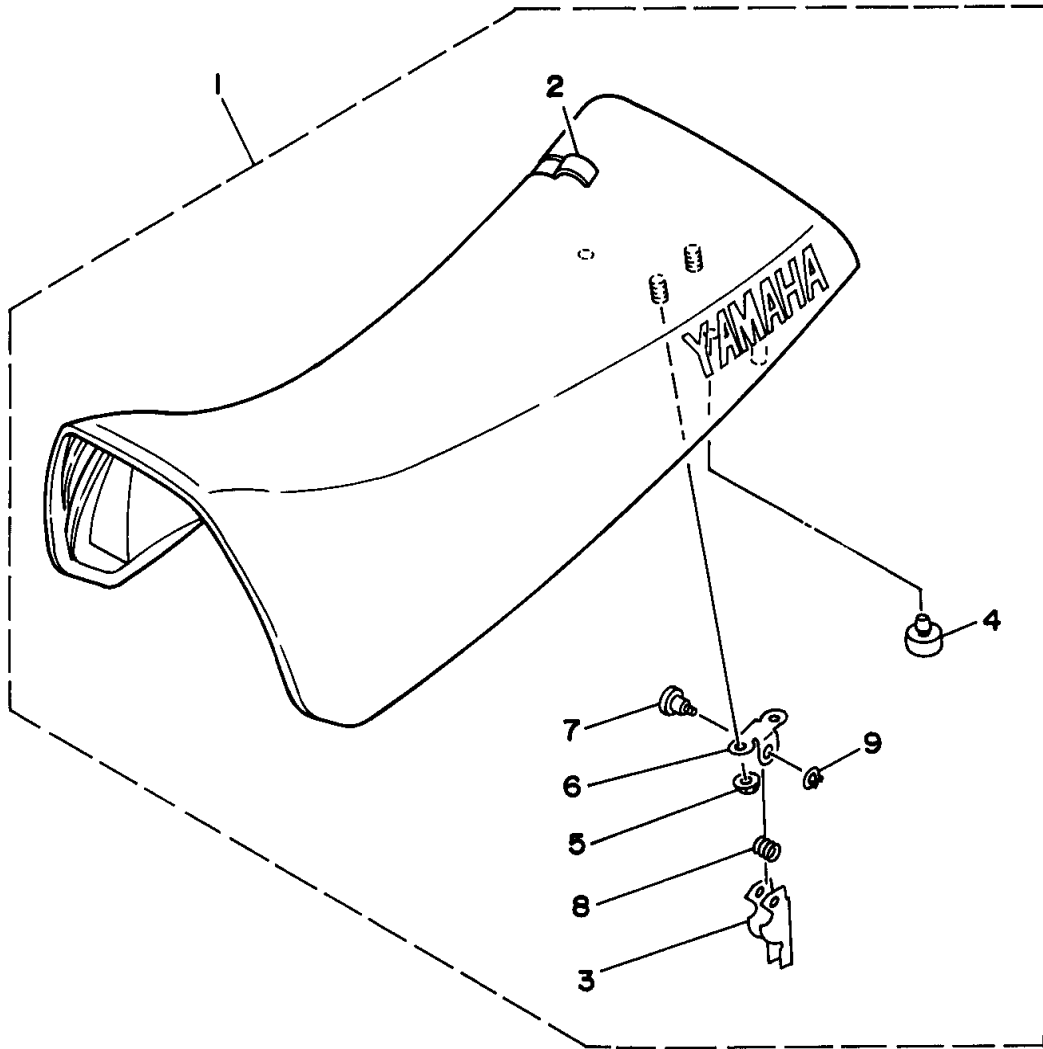
FUEL TANK



Ref. No.	Part Number	Description	Qty	Remarks
1	2XJ-24110-00-00	FUEL TANK COMP.	1	
2	1UY-24610-00-00	CAP ASSY	1	
3	55W-24500-01-00	FUEL COCK ASSY 1	1	
4	4X8-24534-00-00	. SEAL, COCK	1	
5	97801-03008-00	. SCREW, PAN HEAD	2	
6	4X8-24512-00-00	. O-RING	1	
7	90202-05193-00	WASHER, PLATE	2	
8	90149-06011-00	SCREW	2	
9	90480-18290-00	GROMMET	2	
10	90387-066H4-00	COLLAR	2	
11	90119-06073-00	BOLT, WITH WASHER	2	
12	90480-01400-00	GROMMET	2	
13	90201-060L5-00	WASHER, PLATE	2	
14	90387-07598-00	COLLAR	2	
15	90119-06073-00	BOLT, WITH WASHER	2	
16	90445-100E9-00	HOSE (L155)	1	
17	90467-09006-00	CLIP	2	
18	90445-084J1-00	HOSE (L420)	1	
19	2XJ-2414H-01-00	DAMPER, PLATE 1	1	
20	3JM-2414J-00-00	DAMPER, PLATE 2	1	



3JM4110-1220

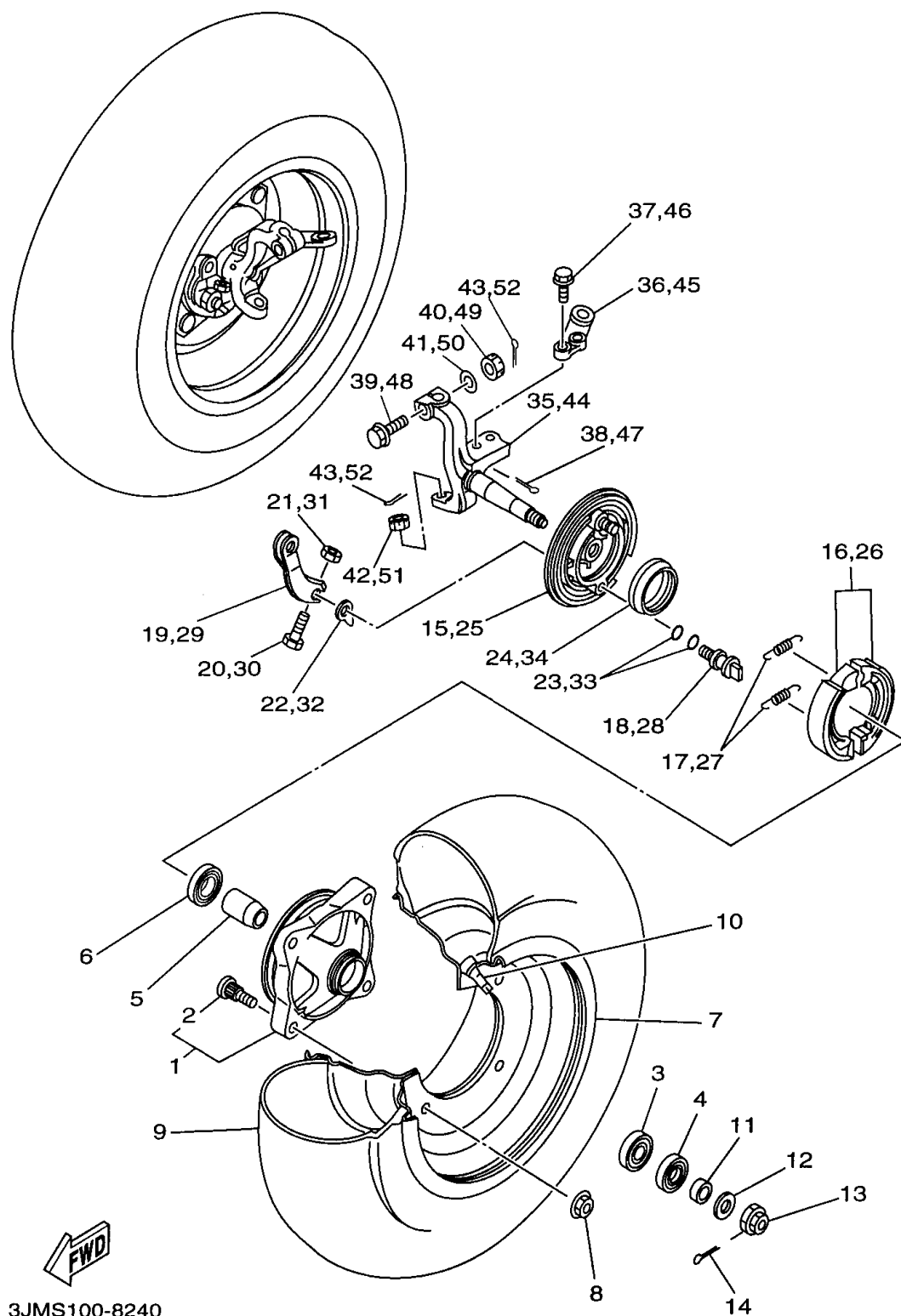


SEAT

Ref. No.	Part Number	Description	Qty	Remarks
1	2XJ-24710-C0-00	SINGLE SEAT ASSEMBLY ...	1	UR DEEP PURPLISH BLUE SOLID E (583)
	2XJ-24710-D0-00	SINGLE SEAT ASSEMBLY ...	1	UR HEAT RED (OEY)
2	2XJ-24731-C0-00	. COVER, SEAT	1	UR DEEP PURPLISH BLUE SOLID E (583)
	2XJ-24731-D0-00	. COVER, SEAT	1	UR HEAT RED (OEY)
3	29U-24776-00-00	. LEVER, SEAT	1	
4	371-27114-00-00	. STOPPER, MAIN STAND	2	
5	95707-06500-00	. NUT, FLANGE	2	
6	4K0-24775-00-00	. BRACKET, SEAT LEVER	1	
7	4K0-24774-01-00	. PIN	1	
8	90508-20779-00	. SPRING, TORSION	1	
9	93430-04002-00	. CIRCLIP	1	



3JMN100-7230

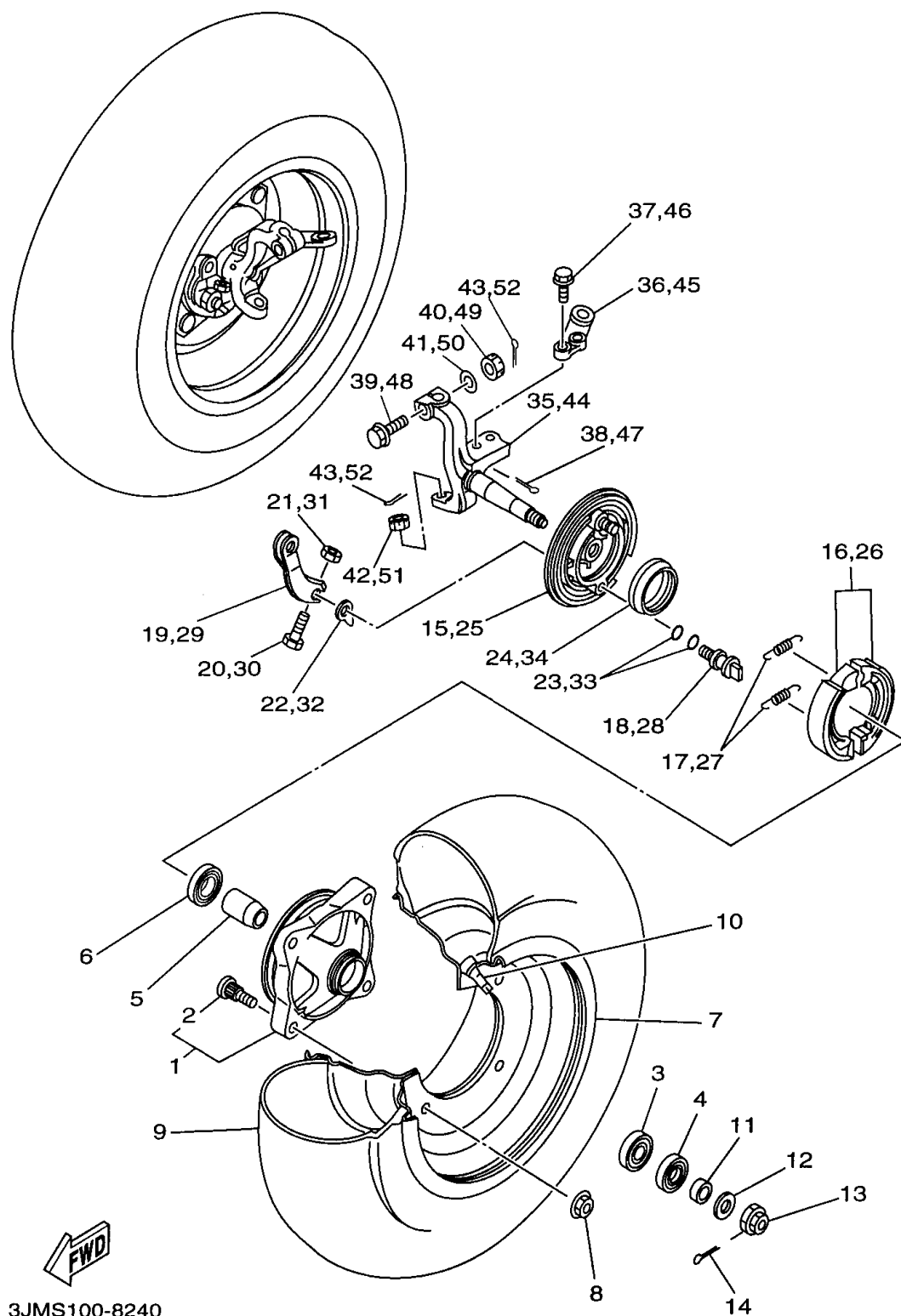


3JMS100-8240

FRONT WHEEL

Ref. No.	Part Number	Description	Qty	Remarks
1	2XJ-25111-00-00	HUB, FRONT	2	
2	90114-10007-00	. BOLT, SERRATION	4	
3	93306-20205-00	BEARING (B6202)	2	
4	93102-22216-00	OIL SEAL	2	
5	1UY-25117-00-00	SPACER, BEARING	2	
6	93306-90403-00	BEARING	2	
7	2XJ-25180-00-35	WHEEL COMP.	2	SILVER (035)
8	95707-10500-00	NUT, FLANGE	8	
9	94107-100X3-00	TIRE (AT21X7-10KT851A T/L N)	2	UR DUNLOP
	94107-105W8-00	TIRE (AT21X7-10C-873 T/L) ...	2	UR CHENG SHIN
10	93900-00022-00	VALVE, RIM	2	TAIHEIYO
11	90387-150R1-00	COLLAR	2	
12	90201-14586-00	WASHER, PLATE	2	
13	90171-14020-00	NUT, CASTLE	2	
14	91401-30025-00	PIN, COTTER	2	
15	2XJ-25121-00-00	PLATE, BRAKE SHOE	1	
16	4BE-W2536-00-00	BRAKE SHOE SET	1	
17	90506-15260-00	SPRING, TENSION	2	
18	5G3-25351-02-00	CAMSHAFT	1	
19	52H-25155-00-00	LEVER, CAMSHAFT 1	1	
20	90101-06278-00	BOLT	1	
21	95307-06600-00	NUT	1	
22	52H-2513A-00-00	PLATE, INDICATOR	1	
23	93210-12327-00	O-RING	2	
24	93105-49023-00	OIL SEAL	1	
25	2XJ-25169-00-00	PLATE, BRAKE SHOE 2	1	
26	4BE-W2536-00-00	BRAKE SHOE SET	1	
27	90506-15260-00	SPRING, TENSION	2	
28	5G3-25351-02-00	CAMSHAFT	1	

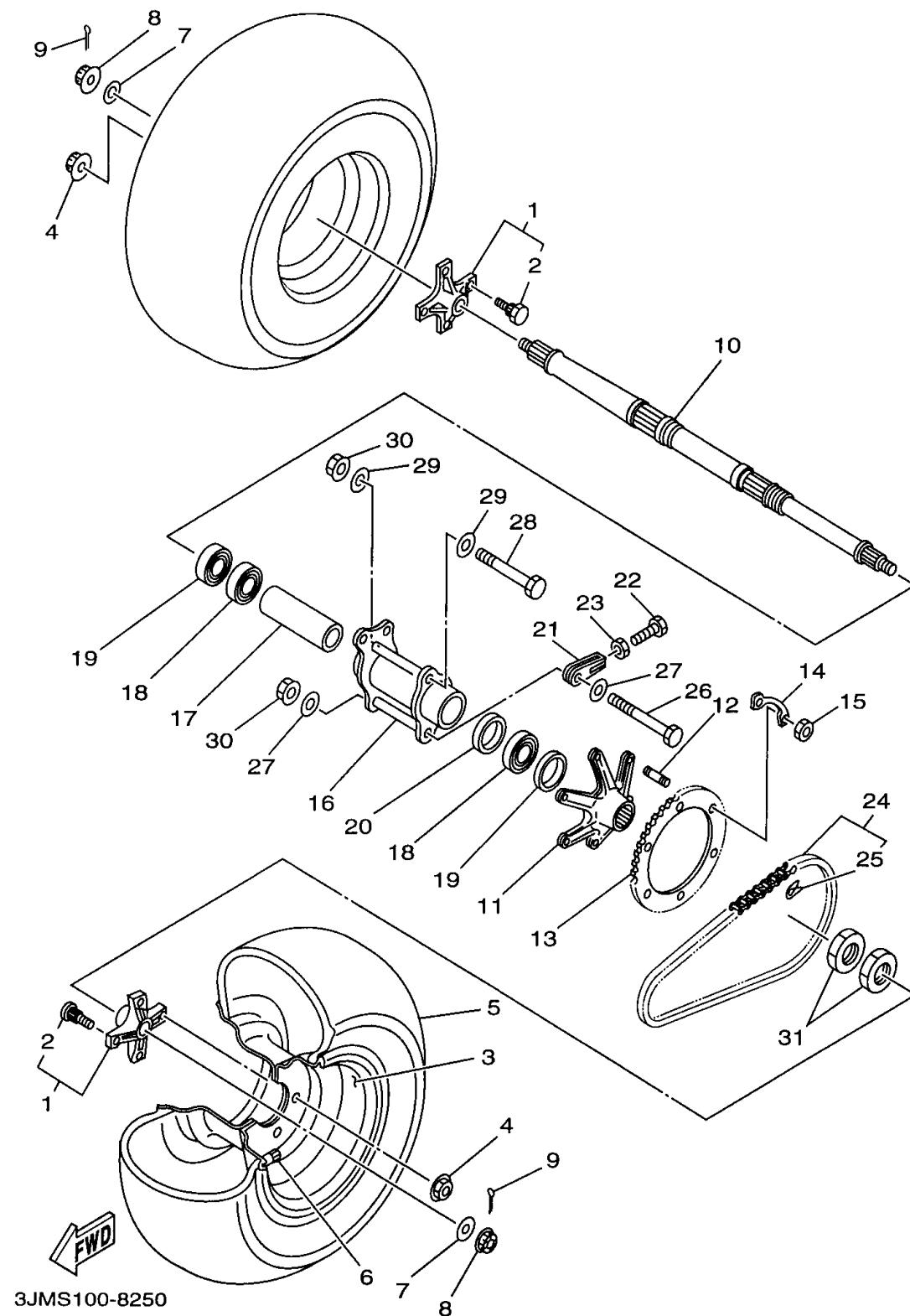
CONTINUED ON NEXT FRAME ➤



3JMS100-8240

FRONT WHEEL

Ref. No.	Part Number	Description	Qty	Remarks
29	52H-25156-00-00	LEVER, CAMSHAFT 2	1	
30	90101-06278-00	BOLT	1	
31	95307-06600-00	NUT	1	
32	52H-2513A-00-00	PLATE, INDICATOR	1	
33	93210-12327-00	O-RING	2	
34	93105-49023-00	OIL SEAL	1	
35	3JM-23511-01-00	KNUCKLE, STEERING 1	1	
36	2XJ-23512-01-00	ARM, KNUCKLE 1	1	
37	90105-10507-00	BOLT, WASHER BASED	2	
38	91401-20020-00	PIN, COTTER	2	
39	90105-10549-00	BOLT, WASHER BASED	1	
40	95337-10600-00	NUT	1	
41	90201-10430-00	WASHER, PLATE	1	
42	90171-10046-00	NUT, CASTLE	1	
43	91401-20020-00	PIN, COTTER	2	
44	3JM-23521-01-00	KNUCKLE, STEERING 2	1	
45	2XJ-23522-01-00	ARM, KNUCKLE 2	1	
46	90105-10507-00	BOLT, WASHER BASED	2	
47	91401-20020-00	PIN, COTTER	2	
48	90105-10549-00	BOLT, WASHER BASED	1	
49	95337-10600-00	NUT	1	
50	90201-10430-00	WASHER, PLATE	1	
51	90171-10046-00	NUT, CASTLE	1	
52	91401-20020-00	PIN, COTTER	2	

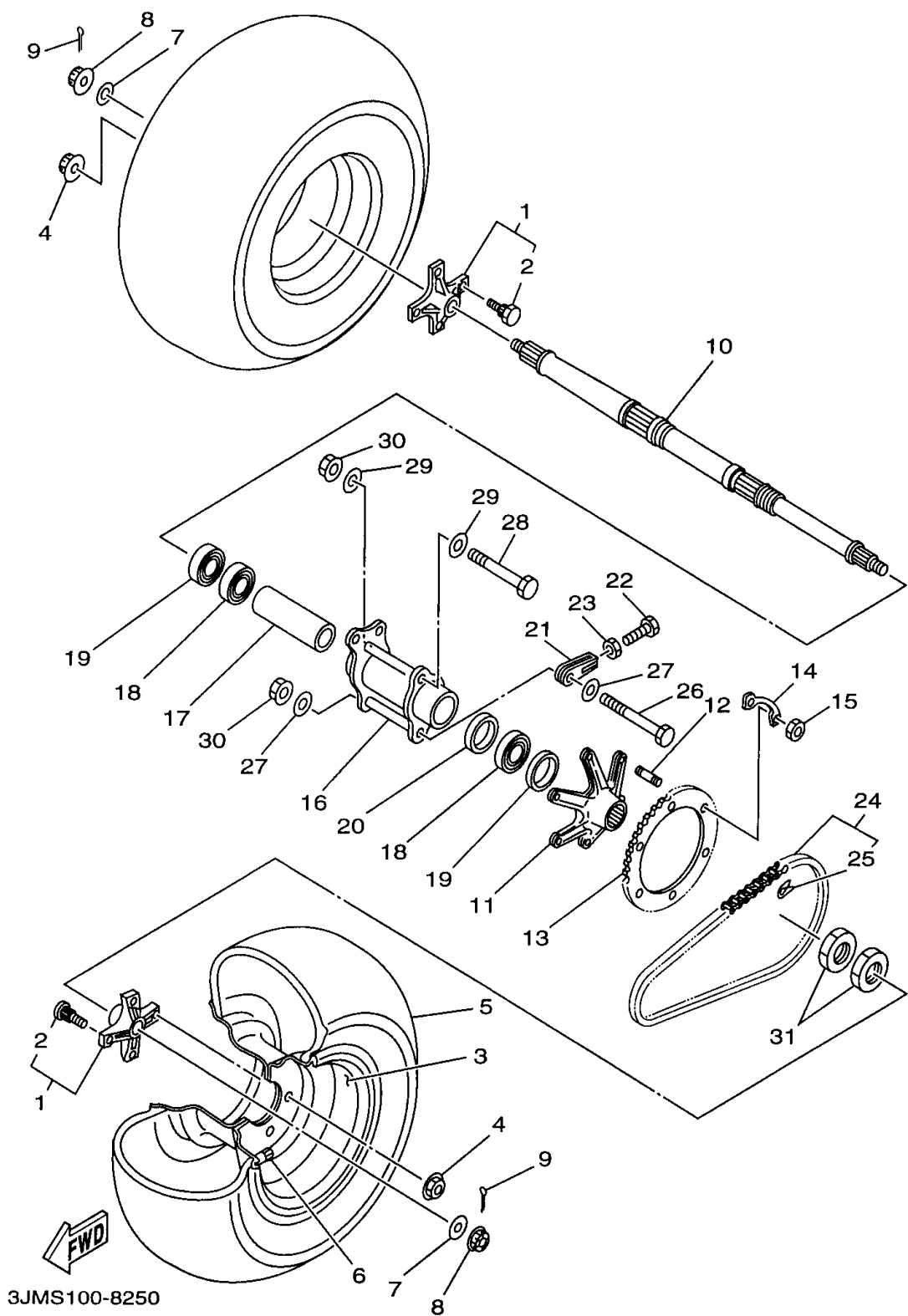


REAR WHEEL

Ref. No.	Part Number	Description	Qty	Remarks
1	2XJ-25383-00-00	COLLAR, WHEEL	2	
2	90114-10010-00	. BOLT, SERRATION	4	
3	2VY-25390-00-35	REAR WHEEL COMP.	2	SILVER
4	95707-10500-00	NUT, FLANGE	8	
5	94110-085W7-00	TIRE (AT21X10-8C-874 T/L) ...	2	UR CHENG SHIN
	94110-085W9-00	TIRE (AT21X10-8KT895A T/L N)	2	UR DUNLOP
6	93900-00022-00	VALVE, RIM	2	TAIHEIYO
7	90201-14226-00	WASHER, PLATE	2	
8	90171-14037-00	NUT, CASTLE	2	
9	91401-30030-00	PIN, COTTER	2	
10	2XJ-25381-00-00	AXLE, WHEEL	1	
11	2XJ-25386-00-00	COLLAR, SPROCKET AXLE ..	1	
12	90116-08507-00	BOLT, STUD	6	
13	2XJ-25440-20-00	SPROCKET, DRIVEN (40T) ...	1	
14	2XJ-25412-00-00	WASHER	3	
15	90170-08258-00	NUT	6	
16	2XJ-25311-00-35	HUB, REAR	1	SILVER(035)
17	2XJ-25317-00-00	SPACER, BEARING	1	
18	93306-00705-00	BEARING	2	
19	93102-42260-00	OIL SEAL	2	
20	90387-561U7-00	COLLAR	1	
21	2XJ-25388-00-00	PULLER, CHAIN 1	2	
22	90101-08777-00	BOLT	2	
23	95307-08600-00	NUT	2	
24	94581-08092-00	CHAIN	1	
25	94681-08011-00	. JOINT, CHAIN (D.I.D 520V6-FJ)	1	
26	90101-10678-00	BOLT	1	
27	90201-106F2-00	WASHER, PLATE	2	
28	90101-10678-00	BOLT	1	

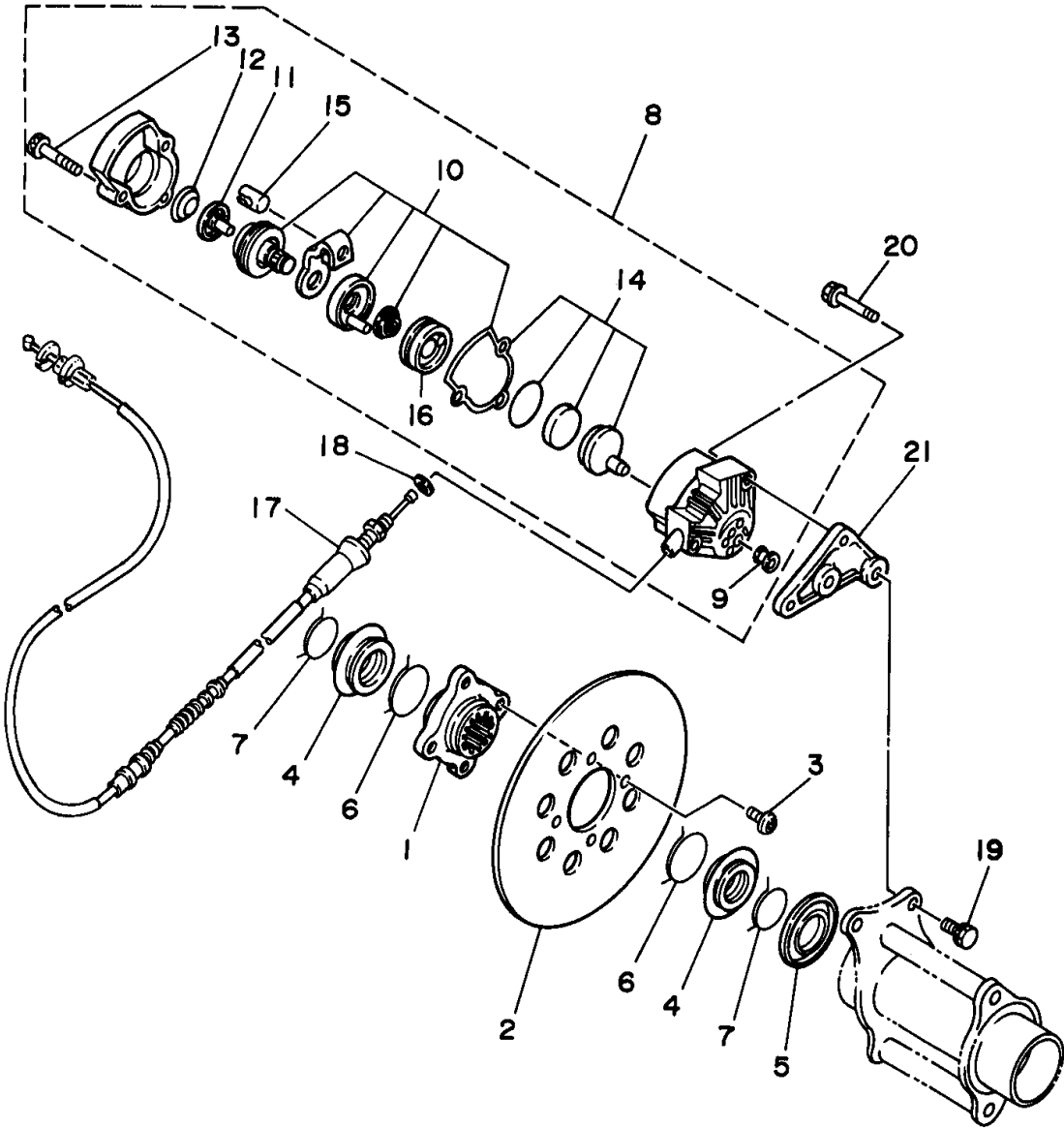
CONTINUED ON NEXT FRAME ►

REAR WHEEL



Ref. No.	Part Number	Description	Qty	Remarks
29	90201-106F2-00	WASHER, PLATE	2	
30	95707-10500-00	NUT, FLANGE	2	
31	90170-33376-00	NUT	2	

REAR BRAKE

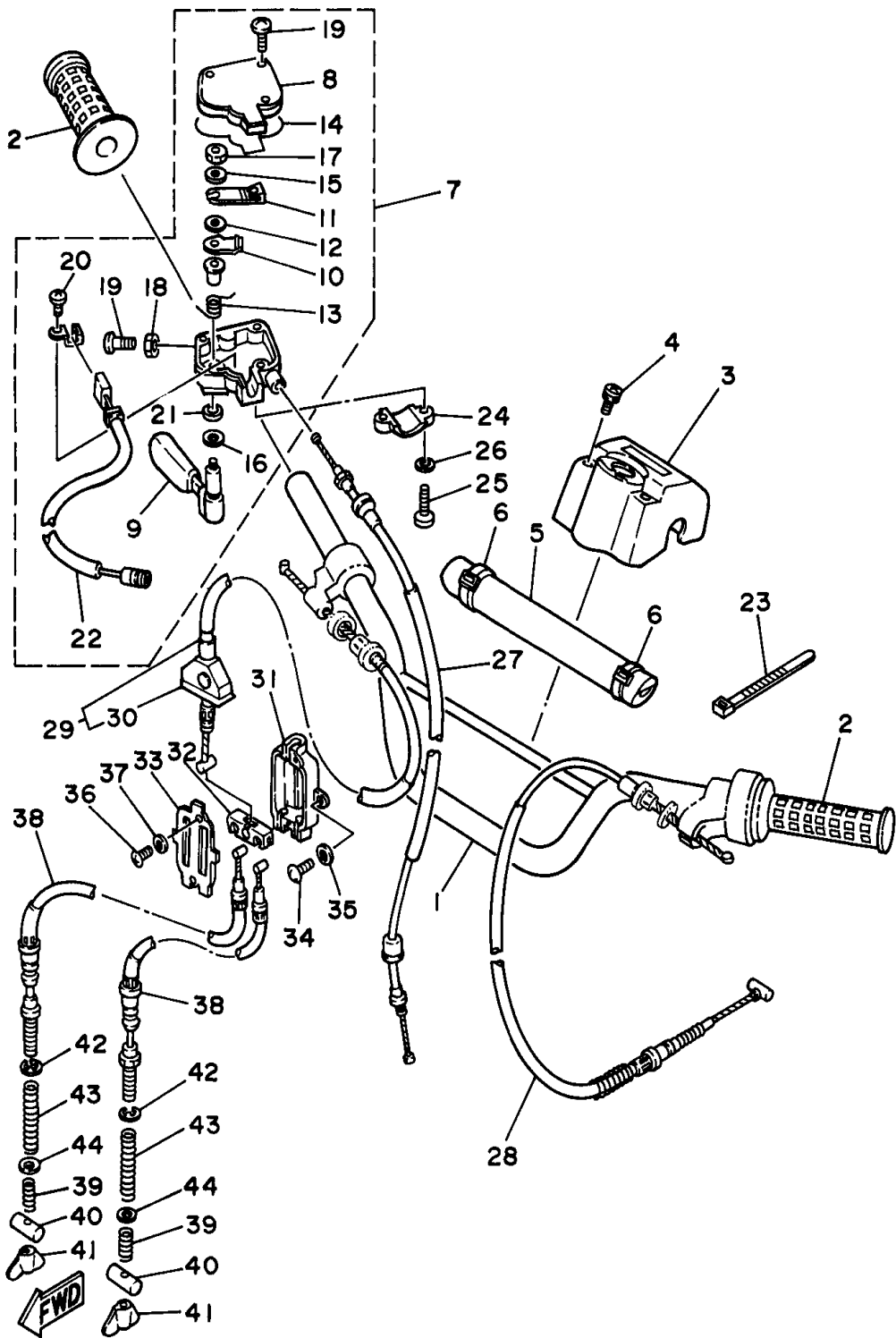


Ref. No.	Part Number	Description	Qty	Remarks
1	2XJ-25712-00-00	BRACKET, DISC	1	
2	2XJ-25831-50-00	DISC, BRAKE	1	
3	90109-081F0-00	BOLT	4	
4	2XJ-25715-00-00	COVER 1	2	
5	2XJ-25367-00-00	COVER, HUB DUST	1	
6	93440-44158-00	CIRCLIP	2	
7	93440-36159-00	CIRCLIP	2	
8	2XJ-25810-50-00	CALIPER ASSY	1	
9	2XJ-25916-00-00	. PLUG	1	
10	2XJ-25726-01-00	. BRAKE LEVER SET	1	
11	2XJ-25771-00-00	. RATCHET, ADJUSTING	1	
12	2XJ-25772-00-00	. SPRING, RATCHET FIX	1	
13	2XJ-25818-00-00	. BOLT, CALIPER	3	
14	2XJ-25811-00-00	. PAD, CALIPER 2	1	
15	2XJ-25734-00-00	. PIN 1	1	
16	2XJ-25689-00-00	. PLATE, GUIDE	1	
17	2XJ-26351-00-00	CABLE, BRAKE	1	
18	90201-08609-00	WASHER, PLATE	1	
19	90105-08520-00	BOLT, WASHER BASED	2	
20	90105-08521-00	BOLT, WASHER BASED	2	
21	2XJ-25721-00-00	BRACKET, CALIPER	1	



3JMD110-4260

STEERING HANDLE - CABLE



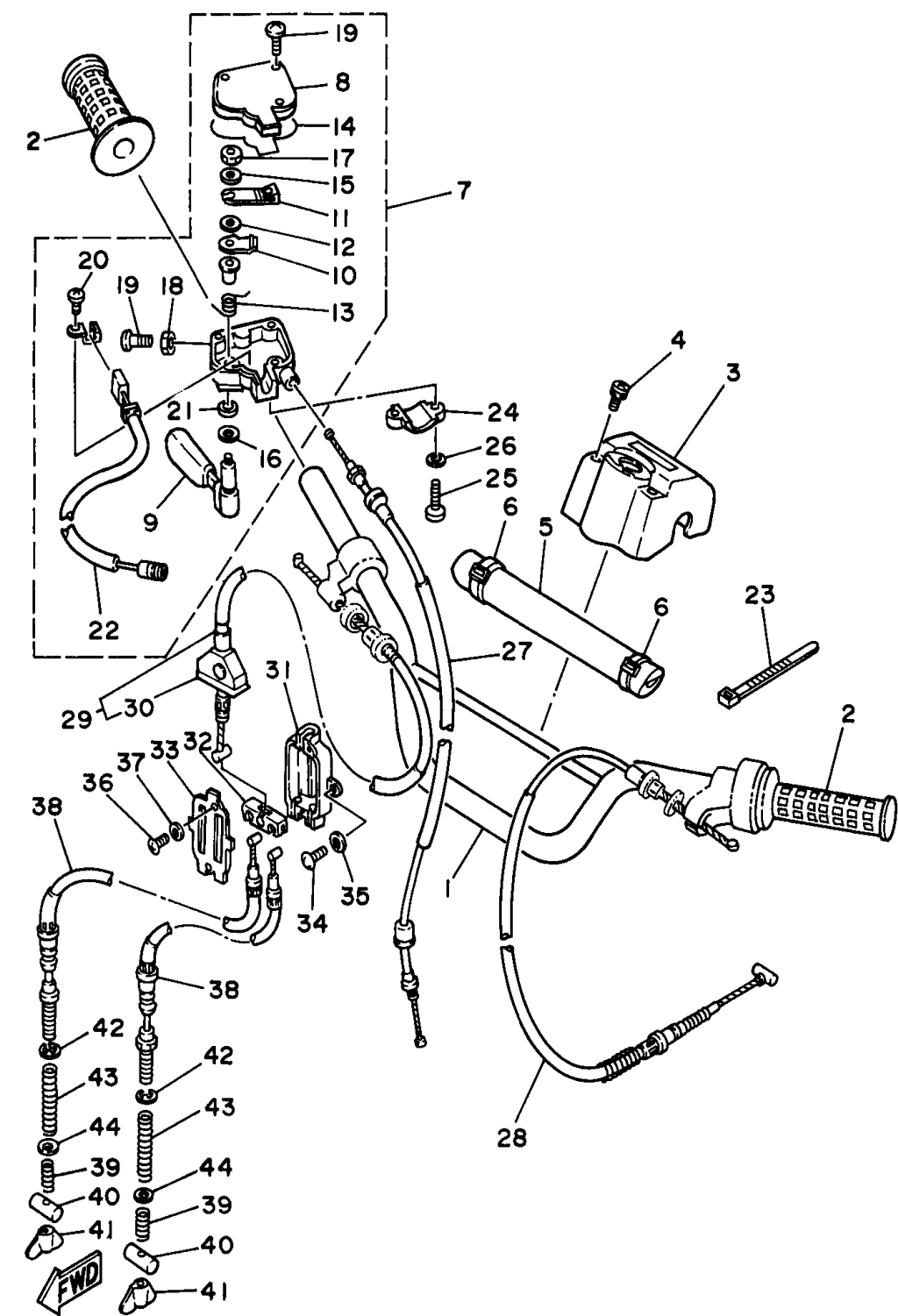
3JM7110-2270

Ref. No.	Part Number	Description	Qty	Remarks
1	2GU-26111-00-00	HANDLEBAR	1	
2	3GB-26241-00-00	GRIP (LEFT)	2	
3	2GU-26124-00-00	PROTECTOR, HANDLEBAR ..	1	
4	90159-06093-00	SCREW, WITH WASHER	2	
5	3GD-2622K-00-00	PROTECTOR 1	1	
6	437-83936-01-00	BAND, SWITCH CORD	2	
7	3GG-26250-00-00	THROTTLE LEVER ASSY	1	
8	2GU-2628F-00-00	. CAP, GEAR	1	
9	2GU-2625G-01-00	. LEVER, THROTTLE	1	
10	2GU-2625H-00-00	. ARM, THROTTLE	1	
11	2GU-2625J-00-00	. ARM, THROTTLE 2	1	
12	2GU-26259-00-00	. COLLAR	1	
13	2GU-26314-00-00	. SPRING	1	
14	2GU-2628G-00-00	. GASKET	1	
15	2GU-26398-00-00	. WASHER	1	
16	1NV-26129-00-00	. WASHER	1	
17	95602-05100-00	. NUT, U	1	
18	95306-05700-00	. NUT	1	
19	98506-05020-00	. SCREW, PAN HEAD	4	
20	98902-03006-00	. SCREW, BIND	1	
21	93104-09025-00	. OIL SEAL	1	
22	3GG-82567-00-00	. SWITCH, THROTTLE	1	
23	437-83936-01-00	BAND, SWITCH CORD	2	
24	4V4-82913-00-00	HOLDER, LEVER LOWER 1 ...	1	
25	98507-05020-00	SCREW, PAN HEAD	2	
26	92907-05100-00	WASHER, SPRING	2	
27	2XJ-26311-00-00	CABLE, THROTTLE 1	1	
28	2XJ-26335-00-00	CABLE, CLUTCH	1	
29	2XJ-26373-01-00	CABLE, BRAKE 4	1	

CONTINUED ON NEXT FRAME ➤

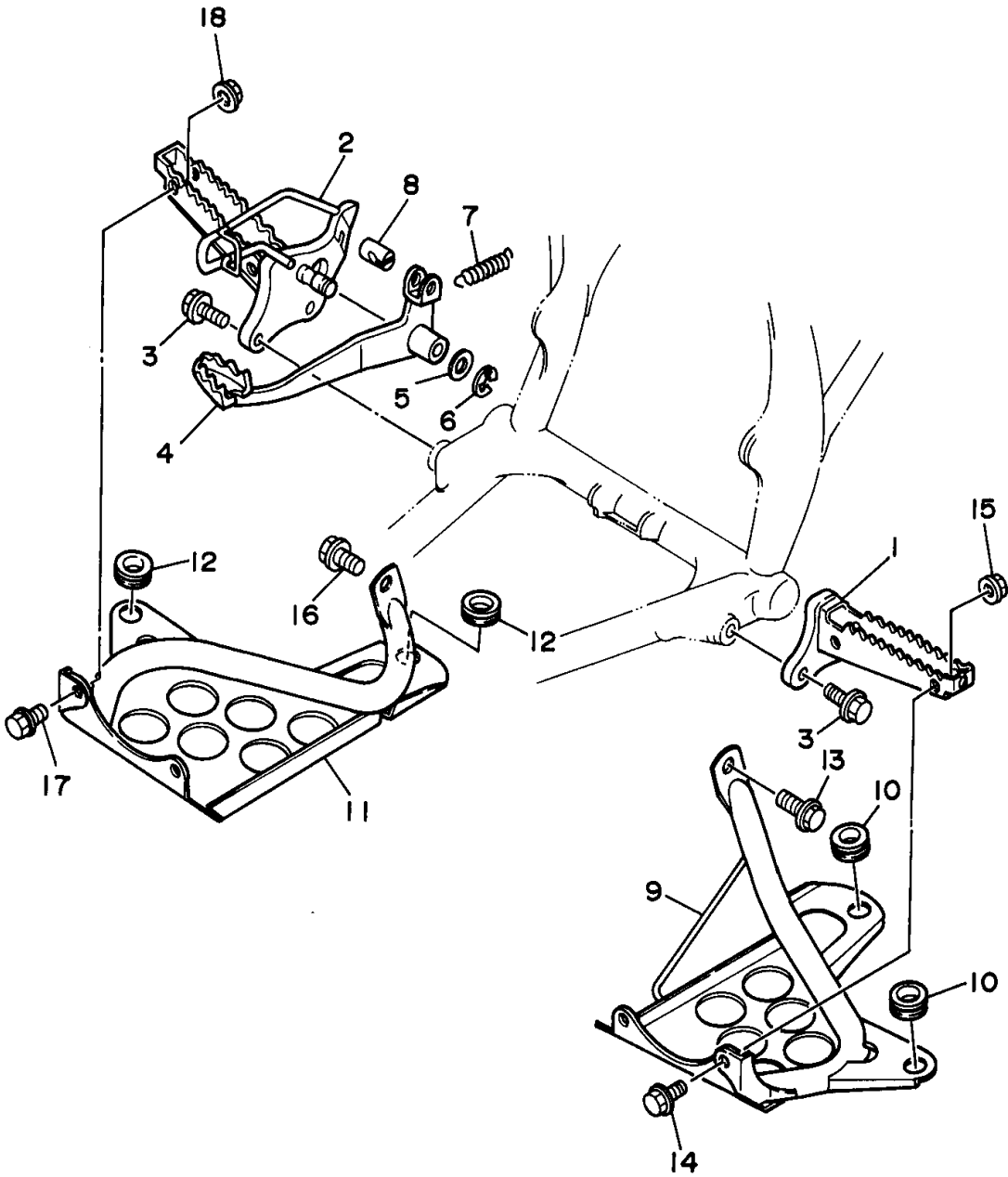
STEERING HANDLE - CABLE

Ref. No.	Part Number	Description	Qty	Remarks
30	52H-26362-00-00	. BOOT	1	
31	52H-26371-00-00	HOUSING, BRAKE LINK	1	
32	52H-26347-01-00	JOINT, CABLE	1	
33	52H-2631G-00-00	PLATE	1	
34	98507-05016-00	SCREW, WITH WASHER	2	
35	92907-05600-00	WASHER, PLATE	2	
36	98507-03008-00	SCREW, PAN HEAD	2	
37	92907-03600-00	WASHER	2	
38	2XJ-26361-01-00	CABLE, BRAKE	2	
39	90501-10782-00	SPRING, COMPRESSION	2	
40	90249-12008-00	PIN	2	
41	90175-06013-00	NUT, WING	2	
42	99001-06600-00	CIRCLIP	2	
43	90501-123A0-00	SPRING, COMPRESSION	2	
44	90209-06265-00	WASHER	2	



3JM7110-2270

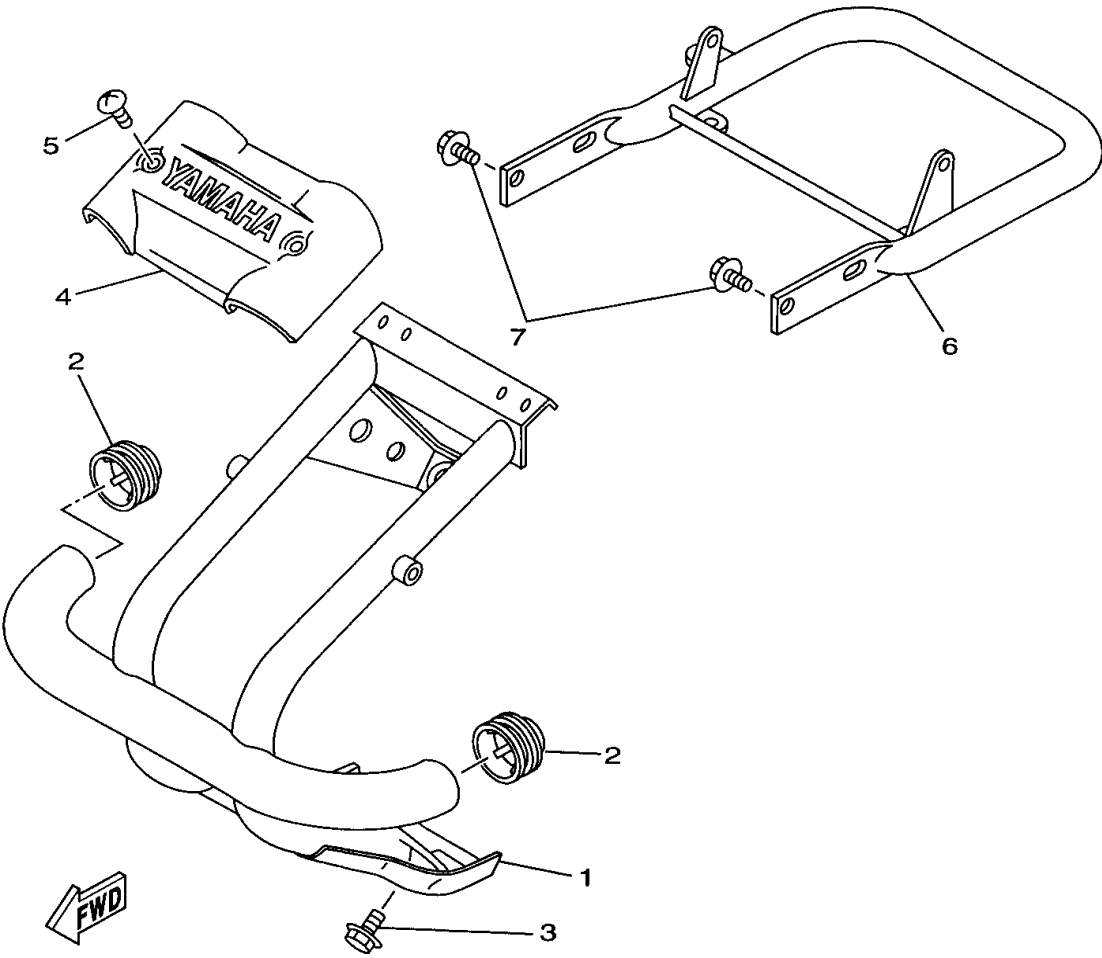
STAND - FOOTREST



Ref. No.	Part Number	Description	Qty	Remarks
1	3JM-27411-01-00	FOOTREST 1	1	
2	3JM-27421-01-00	FOOTREST 2	1	
3	95817-10025-00	BOLT, FLANGE	4	
4	3JM-27211-00-00	PEDAL, BRAKE	1	
5	90201-15797-00	WASHER, PLATE	1	
6	93430-12008-00	CIRCLIP	1	
7	90506-20193-00	SPRING, TENSION	1	
8	90249-14202-00	PIN	1	
9	3JM-27445-00-00	PLATE 1	1	
10	90480-18411-00	GROMMET	2	
11	3JM-27446-00-00	PLATE 2	1	
12	90480-18411-00	GROMMET	2	
13	95827-08016-00	BOLT, FLANGE	1	
14	92017-08016-00	BOLT, BUTTON HEAD	2	
15	95707-08500-00	NUT, FLANGE	2	
16	95827-08016-00	BOLT, FLANGE	1	
17	92017-08016-00	BOLT, BUTTON HEAD	2	
18	95707-08500-00	NUT, FLANGE	2	



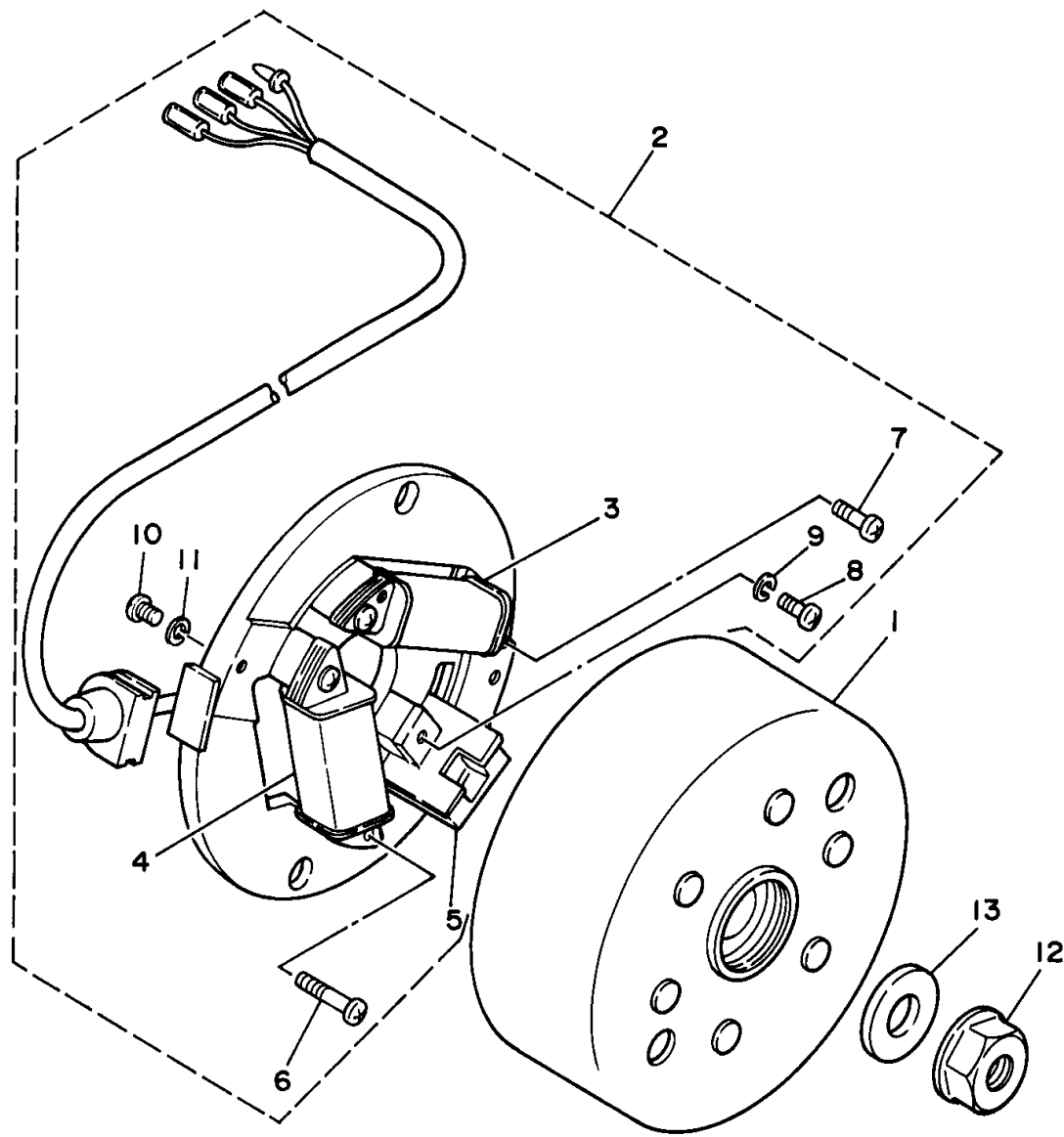
3JM2100-0280



3JMS100-8290

GUARD

Ref. No.	Part Number	Description	Qty	Remarks
1	3JM-2845N-00-00	BAR, CARRY FRONT	1	
2	2HR-28415-00-00	DAMPER 1	2	
3	95817-08016-00	BOLT, FLANGE	3	
4	2XJ-2842M-00-00	COVER 1	1	
5	90154-05059-00	SCREW, BINDING	2	
6	3JM-2845R-00-00	BAR, CARRY REAR	1	
7	95817-08016-00	BOLT, FLANGE	3	



GENERATOR

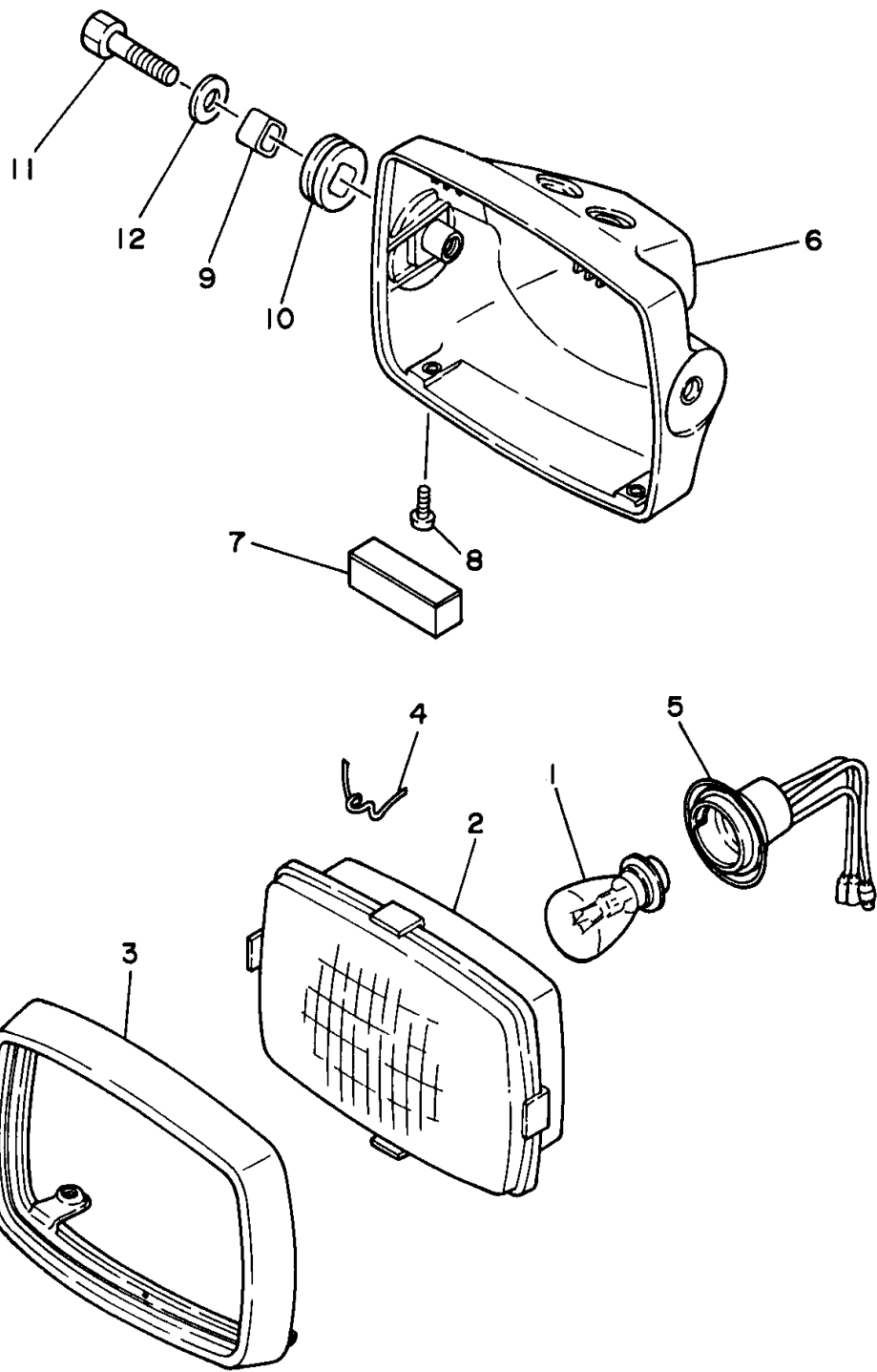
Ref. No.	Part Number	Description	Qty	Remarks
1	2XJ-85550-M0-00	ROTOR ASSY	1	
2	3JM-85560-00-00	BASE ASSY	1	
3	14L-85520-M0-00	. COIL, CHARGE	1	
4	2XJ-81313-M0-00	. COIL, LIGHTING 1	1	
5	2AL-85580-M0-00	. COIL, PULSER	1	
6	98511-04020-00	. SCREW, PAN HEAD	2	
7	98511-04012-00	. SCREW, PAN HEAD	2	
8	98501-04100-00	. SCREW, PAN HEAD	1	
9	92901-04100-00	. WASHER, SPRING	1	
10	98501-04008-00	. SCREW, PAN HEAD	1	
11	92901-04100-00	. WASHER, SPRING	1	
12	90179-12248-00	NUT	1	
13	90201-123L6-00	WASHER, PLATE	1	



3JM2100-0300

HEADLIGHT

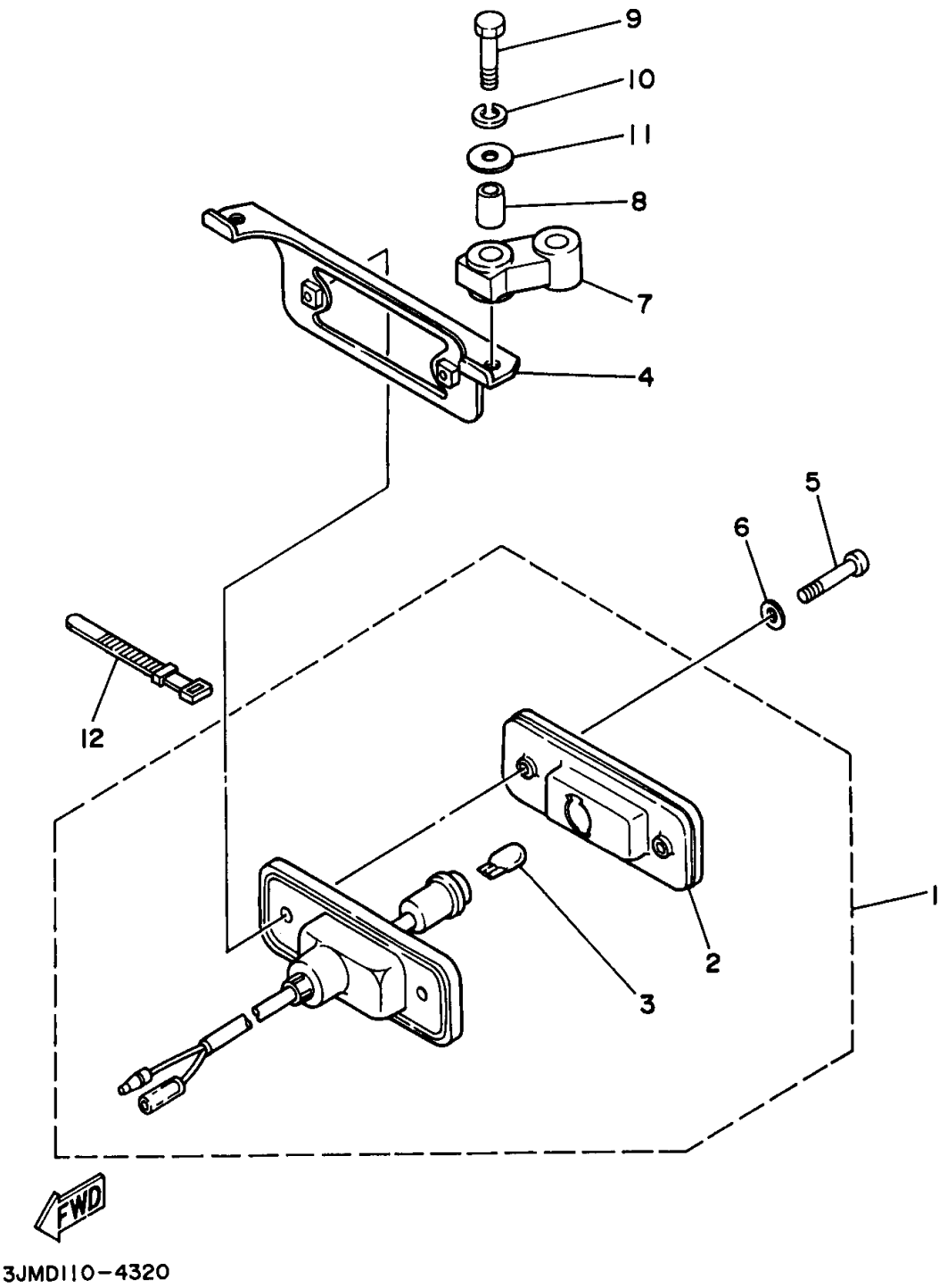
Ref. No.	Part Number	Description	Qty	Remarks
1	21V-84314-00-00	BULB, HEAD LIGHT (12V-45/45W)	1	
2	52H-84320-00-00	LENS ASSY	1	
3	52H-84315-00-00	RIM, HEADLIGHT	1	
4	52H-84324-00-00	SPRING, REFLECTOR	4	
5	52H-84340-00-00	SOCKET CORD ASSY 1	1	
6	2XJ-84330-00-00	BODY ASSY	1	
7	2XJ-84345-00-00	DAMPER, HEADLIGHT	1	
8	98507-05012-00	SCREW, PAN HEAD	2	
9	52H-84338-00-00	COLLAR, BODY FITTING	2	
10	52H-84345-00-00	DAMPER, HEADLIGHT	2	
11	97007-08030-00	BOLT	2	
12	90201-08753-00	WASHER, PLATE	2	



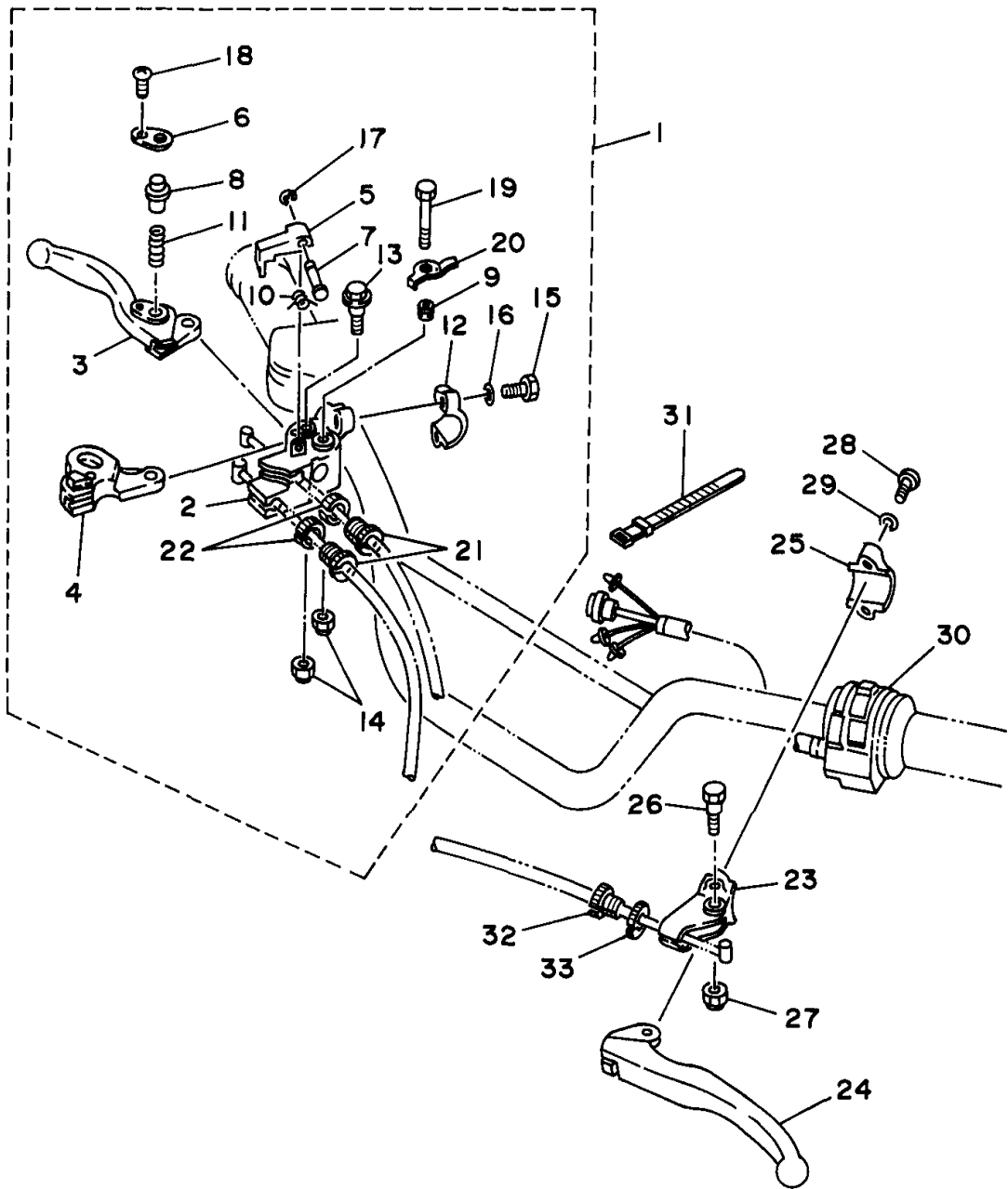
3JM100-9310

TAILLIGHT

Ref. No.	Part Number	Description	Qty	Remarks
1	38W-84710-00-00	TAILLIGHT UNIT ASSY	1	
2	38W-84721-00-00	. LENS, TAILLIGHT	1	
3	38W-84714-00-00	. BULB (12V-3.8W)	1	
4	1UY-84702-00-00	BRACKET, TAILLIGHT	1	
5	98507-04020-00	SCREW, PAN HEAD	2	
6	92907-04600-00	WASHER	2	
7	38W-84736-00-00	DAMPER, TAIL 1	2	
8	90387-06299-00	COLLAR	4	
9	97007-06025-00	BOLT	4	
10	92907-06600-00	WASHER, PLATE	4	
11	90201-06380-00	WASHER, PLATE	4	
12	437-83936-01-00	BAND, SWITCH CORD	1	



HANDLE SWITCH - LEVER

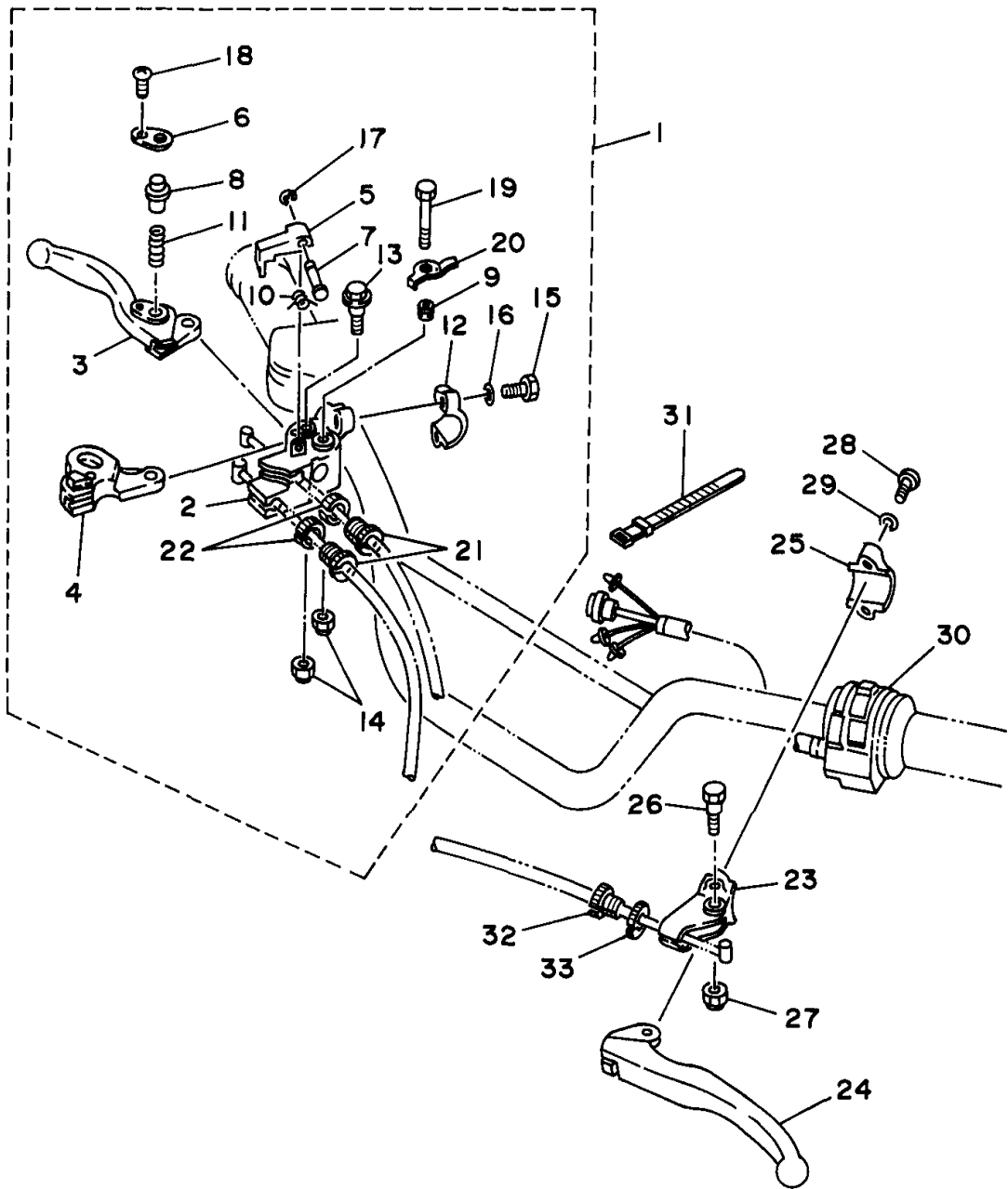


Ref. No.	Part Number	Description	Qty	Remarks
1	3JM-82920-10-00	. LEVER HOLDER ASSY (RIGHT)	1	
2	3GH-82921-01-00	. HOLDER, LEVER 2	1	
3	3GH-83922-00-00	. LEVER 2	1	
4	3GH-83912-00-00	. LEVER 1	1	
5	3JM-83965-00-00	. LEVER, LOCK	1	
6	1UY-83935-00-00	. COVER	1	
7	3FA-83967-00-00	. PIN, LOCK 1	1	
8	1UY-83967-00-00	. PIN, LOCK 1	1	
9	1UY-83913-00-00	. COLLAR, LEVER 1	1	
10	3GH-83966-00-00	. SPRING, RETURN	1	
11	1UY-83962-00-00	. SPRING	1	
12	2XJ-82913-00-00	. HOLDER, LEVER LOWER 1 ..	1	
13	90109-06797-00	. BOLT	1	
14	95607-06100-00	. NUT, U	2	
15	97027-06025-00	. BOLT	2	
16	92907-06100-00	. WASHER, SPRING	2	
17	3FA-26466-00-00	. RING, SNAP	1	
18	98507-03008-00	. SCREW, PAN HEAD	1	
19	95807-06040-00	. BOLT, FLANGE	1	
20	3JM-8331L-10-00	. PLATE, STOPPER	1	
21	90123-08046-00	. BOLT	2	
22	90179-08148-00	. NUT	2	
23	38V-82911-00-00	HOLDER, LEVER 1	1	
24	38V-82913-00-00	HOLDER, LEVER LOWER 1 ...	1	
25	1NV-83912-00-00	LEVER 1	1	
26	90109-06799-00	BOLT	1	
27	95607-06100-00	NUT, U	1	
28	98507-05020-00	SCREW, PAN HEAD	2	


3JM7110-2330

CONTINUED ON NEXT FRAME ➤

HANDLE SWITCH - LEVER



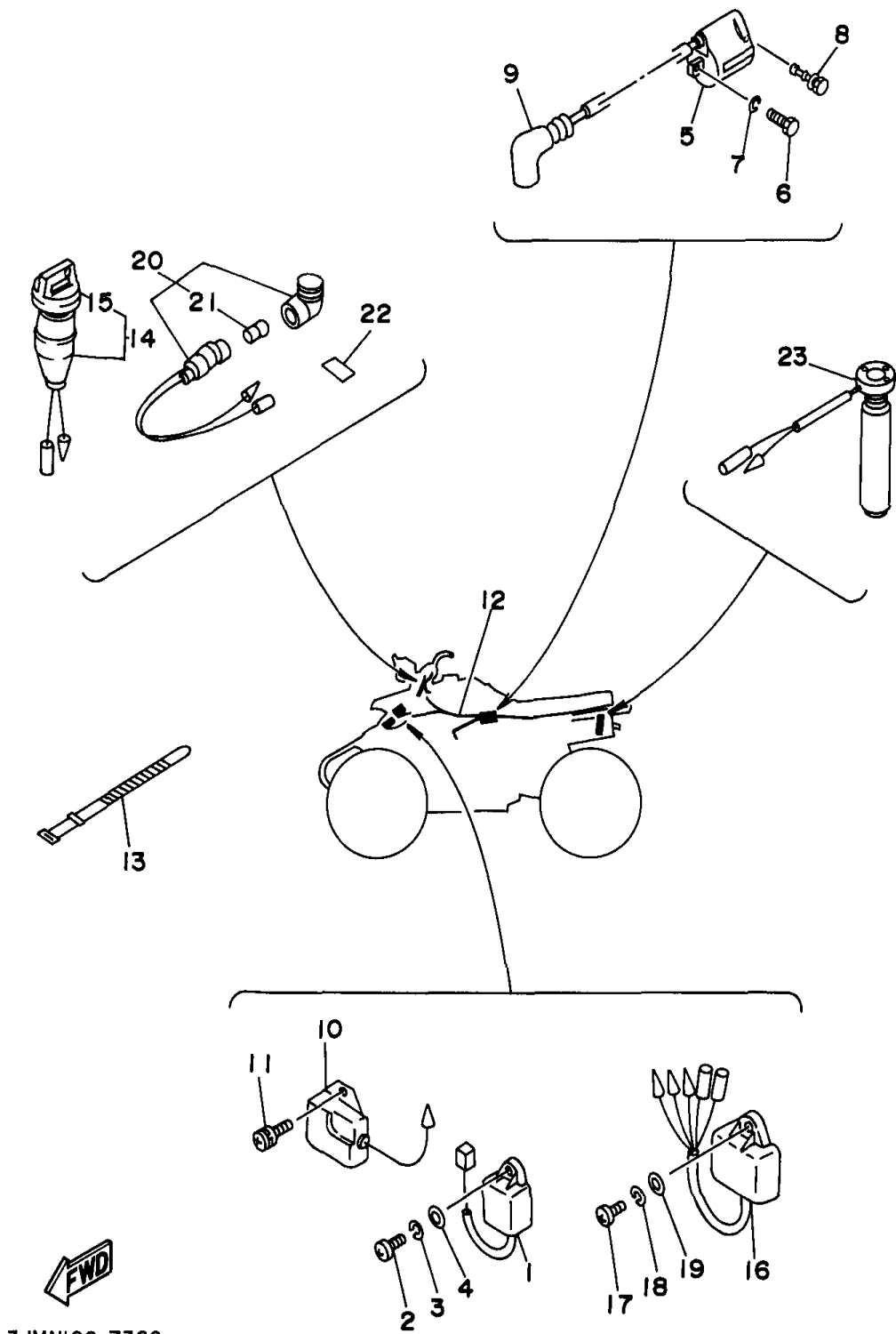
Ref. No.	Part Number	Description	Qty	Remarks
29	92907-05100-00	WASHER, SPRING	2	
30	2XJ-83975-01-00	SWITCH, HANDLE 2	1	
31	437-83936-01-00	BAND, SWITCH CORD	2	
32	90123-08046-00	BOLT	1	
33	90179-08148-00	NUT	1	



3JM7110-2330

ELECTRICAL 1

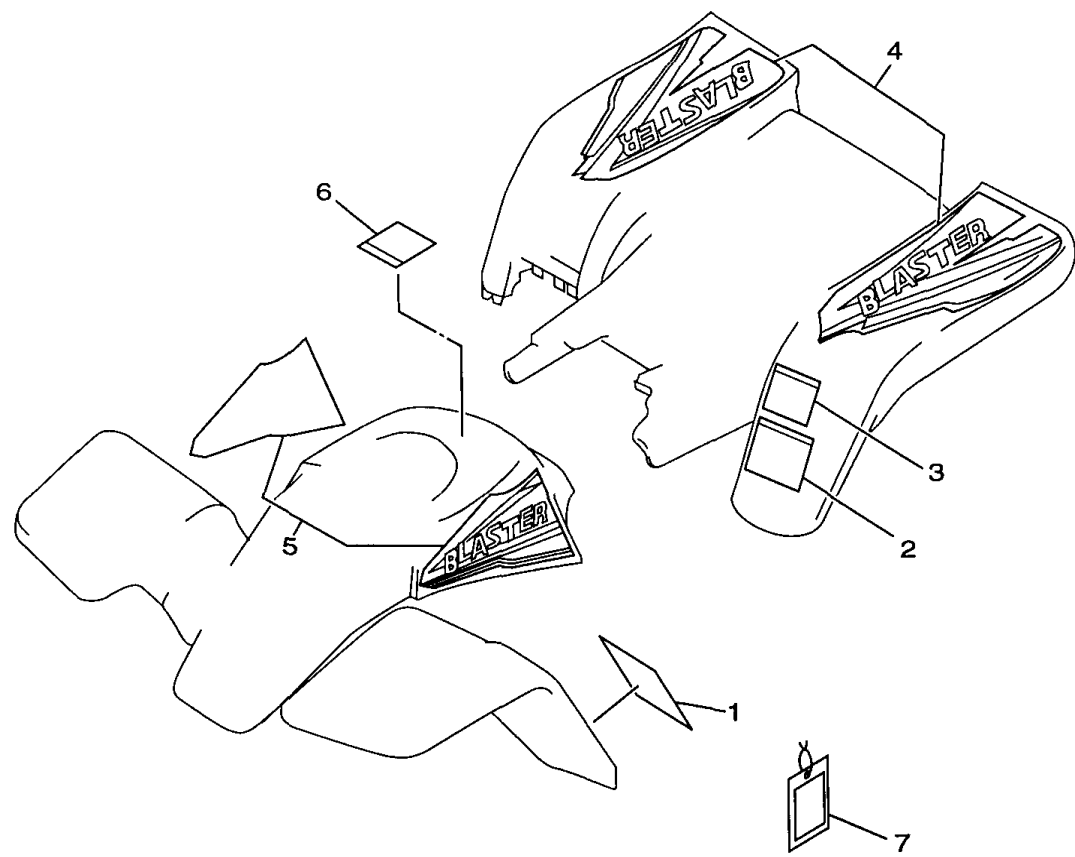
Ref. No.	Part Number	Description	Qty	Remarks
1	3GG-85590-00-00	CONTROL UNIT ASSY	1	
2	98507-06020-00	SCREW, PAN HEAD	1	
3	92907-06100-00	WASHER, SPRING	1	
4	92907-06600-00	WASHER, PLATE	1	
5	3NS-82310-10-00	IGNITION COIL ASSY	1	
6	97007-06020-00	BOLT	1	
7	92907-06100-00	WASHER, SPRING	1	
8	90109-06723-00	BOLT	1	
9	1M1-82370-21-00	PLUG CAP ASSY	1	
10	82F-81910-A0-00	VOLTAGE REGULATOR ASSY	1	
11	90159-06056-00	SCREW, WITH WASHER	2	
12	3JM-82590-10-00	WIRE HARNESS ASSY	1	
13	3TB-83936-00-00	BAND, SWITCH CORD	3	
14	2XJ-82510-01-00	MAIN SWITCH ASSY	1	
15	3HN-82579-00-00	. CAP, KEY	1	
16	3FL-85540-10-00	C.D.I. UNIT	1	
17	98507-06020-00	SCREW, PAN HEAD	1	
18	92907-06100-00	WASHER, SPRING	1	
19	92907-06600-00	WASHER, PLATE	1	
20	2XJ-83530-01-00	PILOT LIGHT ASSEMBLY	1	
21	2XJ-83516-00-00	. BULB (12V-3.4W)	1	
22	4U3-83585-00-00	LABEL	1	
23	2XJ-85720-02-00	OIL LEVEL GAUGE ASSEMBLY	1	
24	90890-56001-00	ATV KEY BLANK (A-TYPE) ...	1	NOT SHOWN
25	90890-56002-00	ATV KEY BLANK (B-TYPE) ...	1	NOT SHOWN



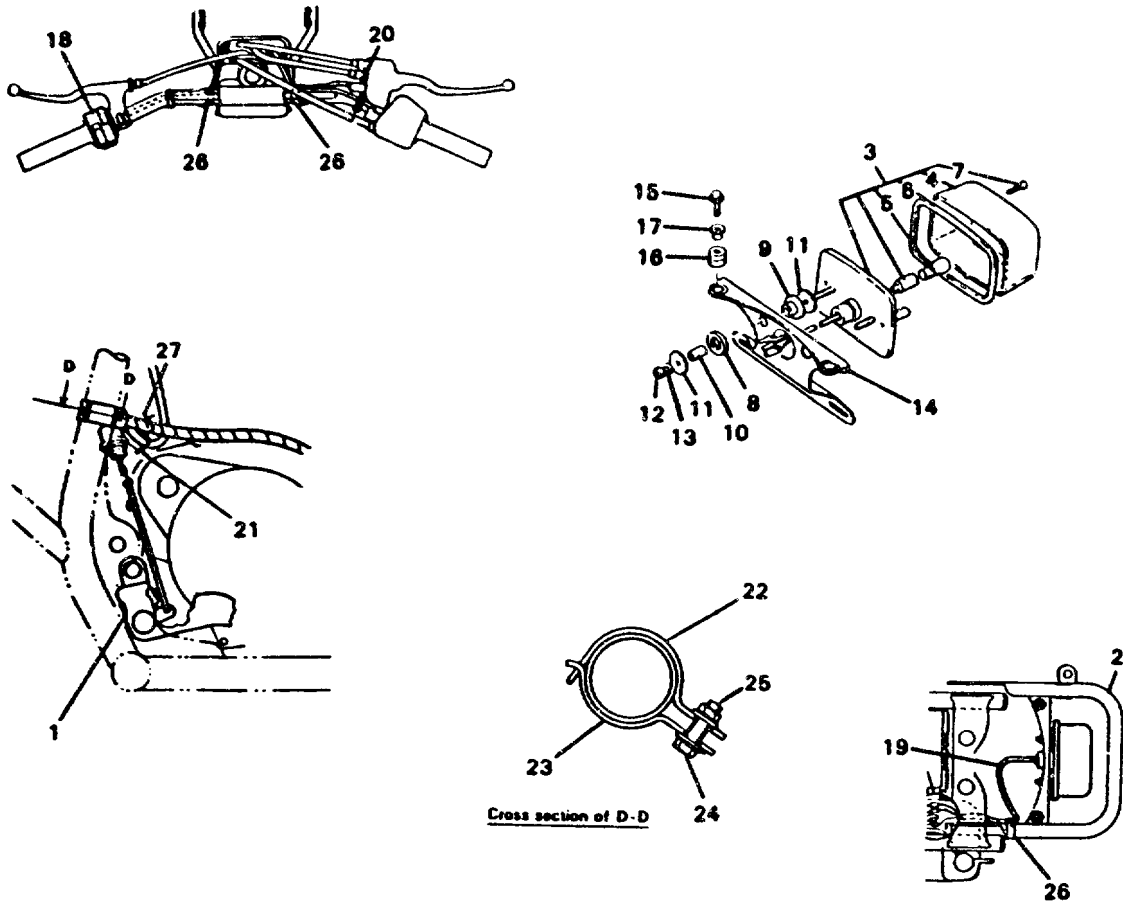
 3JMN100-7360

EMBLEM - LABEL 1

Ref. No.	Part Number	Description	Qty	Remarks
1	4WU-21568-00-00	LABEL, WARNING	1	ENGLISH *1
2	3JM-21696-00-00	LABEL, CAUTION	1	
3	4WU-2151H-00-00	LABEL 5	1	ENGLISH *2
4	3JM-2165B-00-00	GRAPHIC SET, REAR FENDER	1	UR DEEP PURPLISH BLUE SOLID E (583)
	3JM-2165B-10-00	GRAPHIC SET, REAR FENDER	1	UR HEAT RED (OEY)
5	3JM-2173L-00-00	GRAPHIC SET 1	1	UR DEEP PURPLISH BLUE SOLID E (583)
	3JM-2173L-10-00	GRAPHIC SET 1	1	UR HEAT RED (OEY)
6	3JM-21697-00-00	LABEL, CAUTION 2	1	
7	3JM-2819R-00-00	TAG, WARNING	1	




3JMS100-8370



TAILLIGHT KIT (MAINE & NEW HAMPSHIRE)

Ref. No.	Part Number	Description	Qty	Remarks
1	3JM-27211-10-00	PEDAL BRAKE	1	
2	3JM-2845R-20-00	BAR, CARRY REAR	1	
3	3JM-84710-00-00	TAILLIGHT UNIT ASSEMBLY ..	1	
4	21V-84721-00-00	. LENS, TAILLIGHT	1	
5	256-84714-61-00	. BULB (12V-27/8W)	1	
6	1K8-84523-00-00	. GASKET, LENS	1	
7	97780-40130-00	. SCREW, TAPPING	2	
8	90202-14077-00	WASHER, PLATE	2	
9	90480-10509-00	GROMMET	2	
10	90387-06387-00	COLLAR	2	
11	90201-06074-00	WASHER, PLATE	4	
12	95303-06600-00	NUT	2	
13	92990-06100-00	WASHER, SPRING	2	
14	3GD-84702-10-00	BRACKET, TAILLIGHT	1	
15	95811-06025-00	BOLT, FLANGE	2	
16	90480-14023-00	GROMMET	2	
17	90387-06388-00	COLLAR	2	
18	3JM-83975-00-00	SWITCH, HANDLE 3	1	
19	3JM-82509-10-00	WIRE, SUB-LEAD	1	
20	3HN-83980-00-00	STOP SWITCH ASSEMBLY ...	1	
21	3JM-82530-10-00	STOP SWITCH ASSEMBLY ...	1	
22	3JM-21441-00-00	BRACKET, STOP SWITCH	1	
23	3JM-2144G-00-00	STAY, STOP SWITCH	1	
24	95816-06016-00	BOLT, FLANGE	1	
25	95606-06200-00	NUT, U	1	
26	437-83936-01-00	BAND, SWITCH CORD	3	
27	90464-10038-00	CLAMP	1	

PRIMARY ID PREFIX IDENTIFICATION

NEW 1998 MODELS

I INTRODUCTION

Starting with newly developed models for 1998, Yamaha will begin using a **5-digit prefix** within the 17-digit Vehicle Identification Number (VIN) instead of the 3-digit prefix used previously. You must use the 5-digit prefix in the “Primary ID” for all Warranty-related matters on these models. The last six digits are the production numbers with either the previous or new type VIN.

Within the ATV product line, the following models are the only ones affected *at this time*:

- YFM600FWK and FWKC (49-state and California model “Grizzly”)
- YFM350XKC (California-model “Warrior”)
- YFM350FWBKC (California-model “Big Bear 4x4”)

IDENTIFICATION PROCEDURE

KNOWING WHICH PREFIX TO USE

How do you know whether to use a 3-digit or 5-digit prefix? It is actually easy to decide. Look at what character is at the beginning of the prefix (**the 4th position in the VIN**). If that character is a number, then use the 3-digit prefix. If that character is a letter, then use the 5-digit prefix.

See page 2 for a detailed explanation about prefixes.

This bulletin explains how to read 5-digit Primary ID prefixes. It also explains how to determine whether to use the 3-digit or 5-digit prefix in the future.

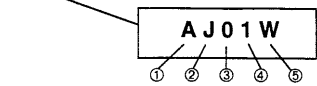
NOTE: The engine number on newly developed models also uses a 5-digit prefix. However, these are not the same digits. **Do not use the engine prefix for any warranty-related identification.**

Character Type	Prefix Type
Number, such as: JYA 3 JM JY 44 KD	Use the 3-digit prefix, such as: 3JM- 4KD-
Letter, such as: JYA C E01C JY 4A J01W	Use the 5-digit prefix, such as: CE01C- AJ01W-

NEW 5-DIGIT PREFIX

The new VIN number looks like this:

JY4AJ01W()WA000101



AJ01W is the new-style 5-digit prefix code for the YFM600FWK. The production number is **000101**. Therefore, the full Primary ID is **AJ01W-000101**.

Here is the meaning of each digit:

①	Model Category
	A: ATV
	C: Competition (on or off road)
	D: On and off road
	F: Family
	R: Sports
	S: Scooter
	U: Business
	V: V-Engine

②	Engine Displacement Code
	A: Below 50cc
	B: 51 ~ 100cc
	E: 101 ~ 125cc
	G: 126 ~ 250cc
	H: 251 ~ 400cc
	J: 401 ~ 600cc
	M: 601 ~ 750cc
	N: 751 ~ 1000cc
	P: 1001 and above

③ & ④	Serial Number Digits (starts from 01)
-------	---

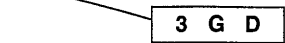
⑤	Destination Market
	A: 50-state model
	E: 49-state model (except California)
	Y: California model
	W: World (not for street-legal models)
	C: Competition model
	 Other codes are used in other countries. For example, on-road models for Canada use “N.”

3-DIGIT PREFIX

For continuing models, the factory will continue to use the 3-digit prefix within the 17-digit VIN.

Here is an example:

JY43GDW0()WA176953



3GD is the familiar 3-digit-type prefix code for the YFM350XJ. The production number is **176953**. Therefore, the full Primary ID is **3GD-176953**.

PRIMARY ID PREFIX NUMBERS

The annual technical bulletin announcing the VIN and Primary ID numbers for 1998 model ATVs will be sent at a later date. However, here is information for the models now available which use the 5-digit prefix, and also the 3-digit prefixes for comparable 49-state models:

Model	Primary ID Prefix
YFM350FWB	4WU-
YFM350FWBKC	AH02Y-
YFM350XK	3GD-
YFM350XKC	AH01Y-
YFM600FWK	AJ01W-
YFM600FWKC	AJ01Y-



ATV

9/17/97

AT97-007

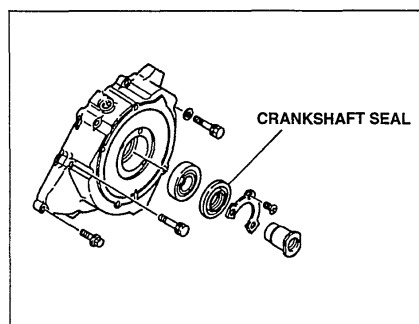
- SUBJECTS:**
1. Oil Leaks From Left Crank Seal - YFA1/YFM350X, ER, U, FW/YFM35FX/YFM400FW
 2. Incorrect Frame Part Number - YFB250UJ
 3. Oil Leaks From Right Side Crankcase Cover and/or Kickstarter Binds in the Down Position - YFS200 (All Year Models)

©1997 YAMAHA MOTOR CORPORATION, U.S.A

Oil Leaks From Left Crank Seal - YFA1/YFM350X, ER, U, FW/YFM35FX/YFM400FW

If you are repairing an oil leak from the left side crank seal at the pull starter, use the new style seal.

Description	Part Number
Old Style Seal	93103-28164-00
New Style Seal	93102-28476-00



Incorrect Frame Part Number - YFB250UJ "Timberwolf"

The microfiche for the YFB250UJ "Timberwolf" incorrectly lists the frame part number. The frame part number listed, is for earlier models without racks. The correct part number is 4BD-21110-31-R4. Identify whether the model you are working on does or does not have racks and use the following chart to order the appropriate frame:

Description	Part Number
Models with racks	4BD-21110-31-R4
Models without racks	4BD-21110-21-R4

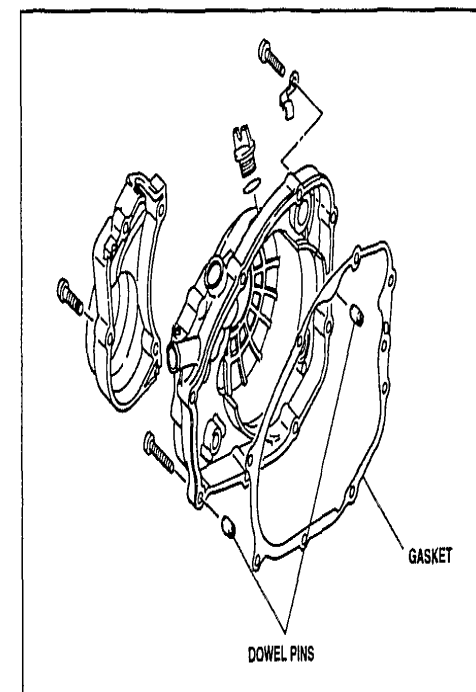
This microfiche will be corrected and reissued at a later date.

If you have technical tips you think other dealers could use, let us know. You'll receive credit in the Tech Exchange for ideas we use, and we'll send you an exclusive Yamaha Tech Exchange hat as our thanks.
Send your tips to: Yamaha Motor Corporation, U.S.A., Attn: Tech Exchange, P.O. Box 6555, Cypress, CA 90630

Oil Leaks From Right Side Crankcase Cover and/or Kickstarter Binds in the Down Position - YFS200 "Blaster" (All Year Models)

If you have a unit with an oil leak from the right crankcase cover or the kickstarter binds in the down position, or both, the cause may be a damaged dowel pin.

Remove and carefully inspect both dowel pins. If either dowel pin is damaged, replace it with a new one (P/N 99530-10014-00). Always install a new gasket (P/N 3JM-15451-11-00).



Technical Bulletin

©1997 YAMAHA MOTOR CORPORATION, U.S.A.

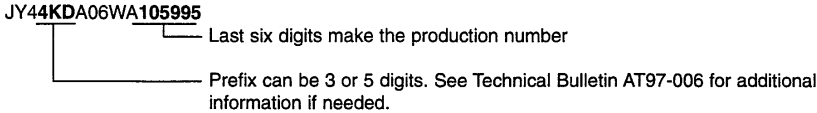
1998 MODELS V.I.N./PRIMARY ID NUMBERS & SERVICE LITERATURE

i INTRODUCTION

This bulletin contains a comprehensive listing of V.I.N. and Primary ID numbers and service literature part numbers for 1998 models.

Important: Beginning with 1996 model ATVs, the Primary ID is derived from the V.I.N. (frame number) instead of the engine number.

The Primary ID is derived from the V.I.N. as follows:



For identification purposes, the factory has released the following list of starting production numbers.

If the service literature used in prior years is still current, the literature part number will still be listed, but "Same as . . ." will appear in the appropriate Manual column.

MODEL	ACTUAL DISPLACE- MENT (CC)	STARTING VIN/FRAME NUMBER	STARTING PRIMARY ID NUMBER	OWNER'S MANUAL	ASSEMBLY MANUAL	SERVICE MANUAL
Moto-4						
YFM80K "Badger"	79	JY44EMW0() WA087175	4EM-087175	LIT-11626-10-79	LIT-11666-08-19 Same as YFM80D~J	LIT-11616-08-19 Same as YFM80D~J
YFA-1K "Breeze"	124	JY43FAW0() WA096689	3FA-096689	LIT-11626-10-78	LIT-11666-06-75 Same as YFA-1W~J	LIT-11616-06-75 Same as YFA-1W~J
YFS200K "Blaster"	195	JY43JMW0() WA262637	3JM-262637	LIT-11626-10-97	LIT-11666-07-20 Same as YFS200A~J	LIT-11616-07-20 Same as YFS200U~J
YFB250UK "Timberwolf"	229.6	JY44BDW0() WA319865	4BD-319865	LIT-11626-10-74	LIT-11666-09-06 Same as YFB250F~J	LIT-11616-YB-27 Same as YFB250D~J
YFB250FWK "Timberwolf 4x4"	229.6	JY44KDW0() WA111515	4KD-111515	LIT-11626-10-76	LIT-11666-09-80 Same as YFB250FWH~J	LIT-11616-09-11 Same as YFB250FWF~J

MODEL	ACTUAL DISPLACE- MENT (CC)	STARTING VIN/FRAME NUMBER	STARTING PRIMARY ID NUMBER	OWNER'S MANUAL	ASSEMBLY MANUAL	SERVICE MANUAL
YFM35FWBK "Big Bear 4x4"	348	JY44WUW0() WA021700	4WU-021700	LIT-11626-10-93	LIT-11666-10-58 Same as YFM35FWBJ	LIT-11616-10-58
YFM35FWBKC "Big Bear 4x4"	348	JY4AH02Y() WA000062	AH02Y-000062	LIT-11626-10-93	LIT-11666-10-58 Same as YFM35FWBJ	Supp. for YFM35FWBKC LIT-11616-10-93
YFM35FXK "Wolverine"	348	JY44KBW0() WA067817	4KB-067817	LIT-11626-10-91	LIT-11666-09-58 Same as YFM35FXH~J	LIT-11616-FX-35 Same as YFM35FXG~J
YFM350UK "Big Bear 2x4"	348	JY44UHW0() WA036014	4UH-036014	LIT-11626-10-87	LIT-11666-10-08 Same as YFM350UH~J	LIT-11616-10-08 Same as YFM350UH~J
YFM350XK "Warrior"	348	JY43GDW0() WA199820	3GD-199820	LIT-11626-10-89	LIT-11666-08-60 Same as YFM350XE~J	LIT-11616-YM-36
YFM350XKC "Warrior"	348	JY4AH01Y() WA000002	AH01Y-000002	LIT-11626-10-89	LIT-11666-08-60 Same as YFM350XE~J	Supp. for YFM350XKC LIT-11616-10-89
YFZ350K "Banshee"	347	JY43GGW0() WA130101	3GG-130101	LIT-11626-10-95	LIT-11666-07-86 Same as YFZ350T~J	LIT-11616-YF-35 Same as YFZ350T~H Supp. YFZ350J,K LIT-11616-10-95
YFM400FWK "Kodiak"	386	JY44SHW0() WA076168	4SH-076168	LIT-11626-10-72	LIT-11666-10-01 Same as YFM400FWH~J	LIT-11616-KD-40 Same as YFM400FWE~J
YFM600FWAK "Grizzly"	599	JY4AJ01W() WA000027	AJ01W-000027	LIT-11626-11-02	LIT-11666-11-02	LIT-11616-11-02
YFM600FWAKC "Grizzly"	599	JY4AJ01Y() WA000002	AJ01Y-000002	LIT-11626-11-02	LIT-11666-11-02	LIT-11616-11-02

NOTE: "()" in the vin/frame number designates a check digit. This number plays an important role in registering the unit, and will change with each individual unit. It is the product of a special government computing procedure designed to help reduce the number of vehicle theft losses.

OTHER PUBLICATIONS	PART NUMBER
Warranty Statement*	LIT-11790-01-86
Warranty and Y.E.S. Handbook	LIT-11760-00-95
Warranty Labor Rate Change Request	LIT-11791-02-95
1997 Technical Service Data Booklet	LIT-17571-SD-97
Parts System Handbook	LIT-10080-07-00
ATV Setup & Predelivery Checklist	LIT-17161-00-97
Service Schedule Pad	LIT-11561-00-96
Heavy Duty Service Binder (7-Ring)	LIT-10501-01-80
Tips and Practice Guide for the ATV Rider	LIT-11626-07-31
ATV Safety Alert	LIT-17451-01-97
ATV Safety Alert Poster	LIT-17299-00-06
ATV "On Target Off Road" Video	LIT-17299-00-09
Y-12 Hang Tag (Badger Only)	2FJ-2819R-00-00
Sport Hang Tag (Blaster, Warrior, Banshee)	3JM-2819R-00-00
General Hang Tag (All Other Models)	3FA-2819R-00-00
1995~1997 ATV Flat Rate Manual	LIT-17750-00-97
1998 ATV Unit Catalog	LIT-11111-11-98
1998 ATV Accessory Catalog	LIT-18080-00-98

*The limited Warranty Statement is also printed in each Owner's Manual.