

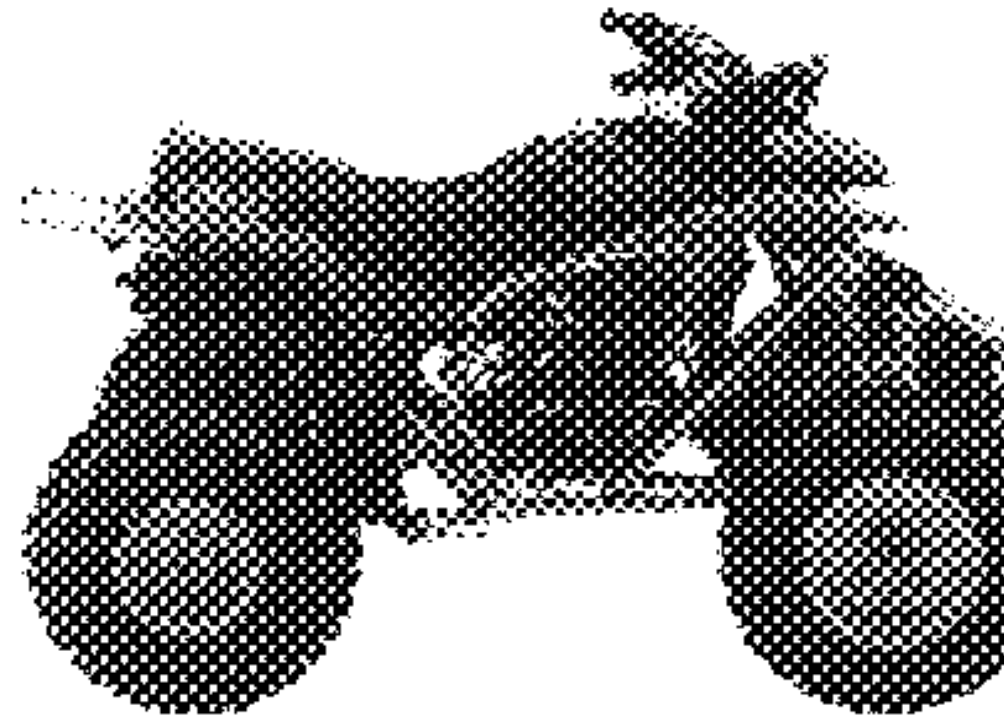
PARTS CATALOG

MODEL YEAR 1995

YFS200G (3JM)

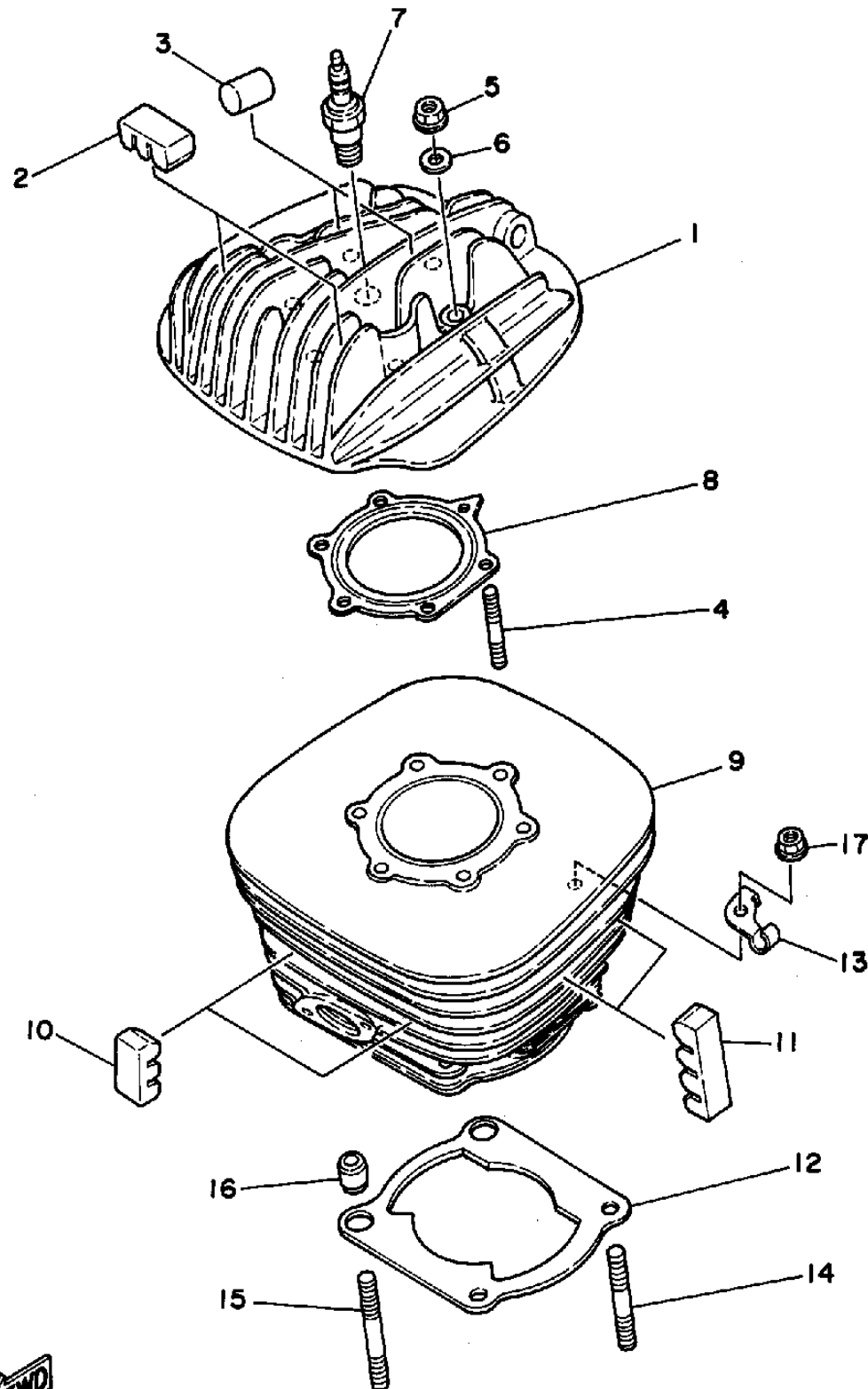
Frame Serial No.	3JM-179101 and following
Engine Serial No.	3JM-179101 and following

PUBLICATION	PART NUMBER	RE
OWNER'S MANUAL	LIT-11626-09-49	
ASSEMBLY	LIT-11666-07-20	
SERVICE MANUAL	LIT-11616-07-20	



XXXXXX

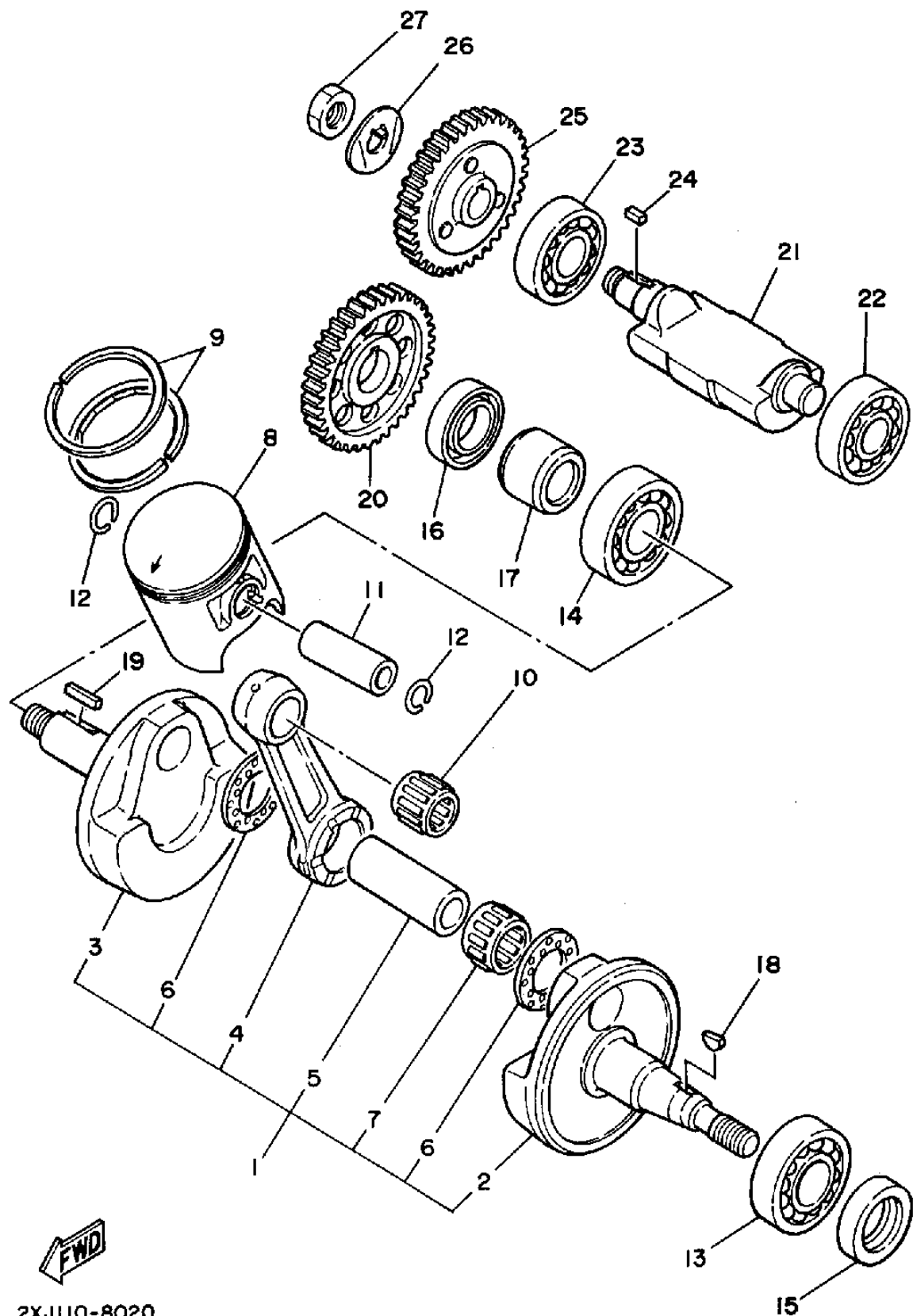
CYLINDER



Ref. No.	Part Number	Description	Qty	Remarks
1	2XJ-11111-00-00	HEAD, CYLINDER 1	1	
2	3R9-11162-00-00	ABSORBER 2	2	
3	576-11127-00-00	ABSORBER 3	2	
4	90116-08394-00	BOLT, STUD	6	
5	95337-08600-00	NUT	6	
6	90201-08649-00	WASHER, PLATE	6	
7	NGK-B8ES0-00-00	PLUG, SPARK (NGK B8ES) ...	1	UR
8	2XJ-11181-00-00	GASKET, CYLINDER HEAD 1 .	1	
9	2XJ-11311-01-00	CYLINDER 1	1	
10	3R9-11162-00-00	ABSORBER 2	2	
11	3R6-11162-00-00	ABSORBER 2	4	
12	3JM-11351-00-00	GASKET, CYLINDER	1	
13	10V-1131E-00-00	HOLDER 1	1	
14	90116-08318-00	BOLT, STUD	2	
15	90116-08388-00	BOLT, STUD	2	
16	99510-10114-00	PIN, DOWEL	2	
17	90179-08491-00	NUT	4	

3JM2100-0010

CRANKSHAFT - PISTON

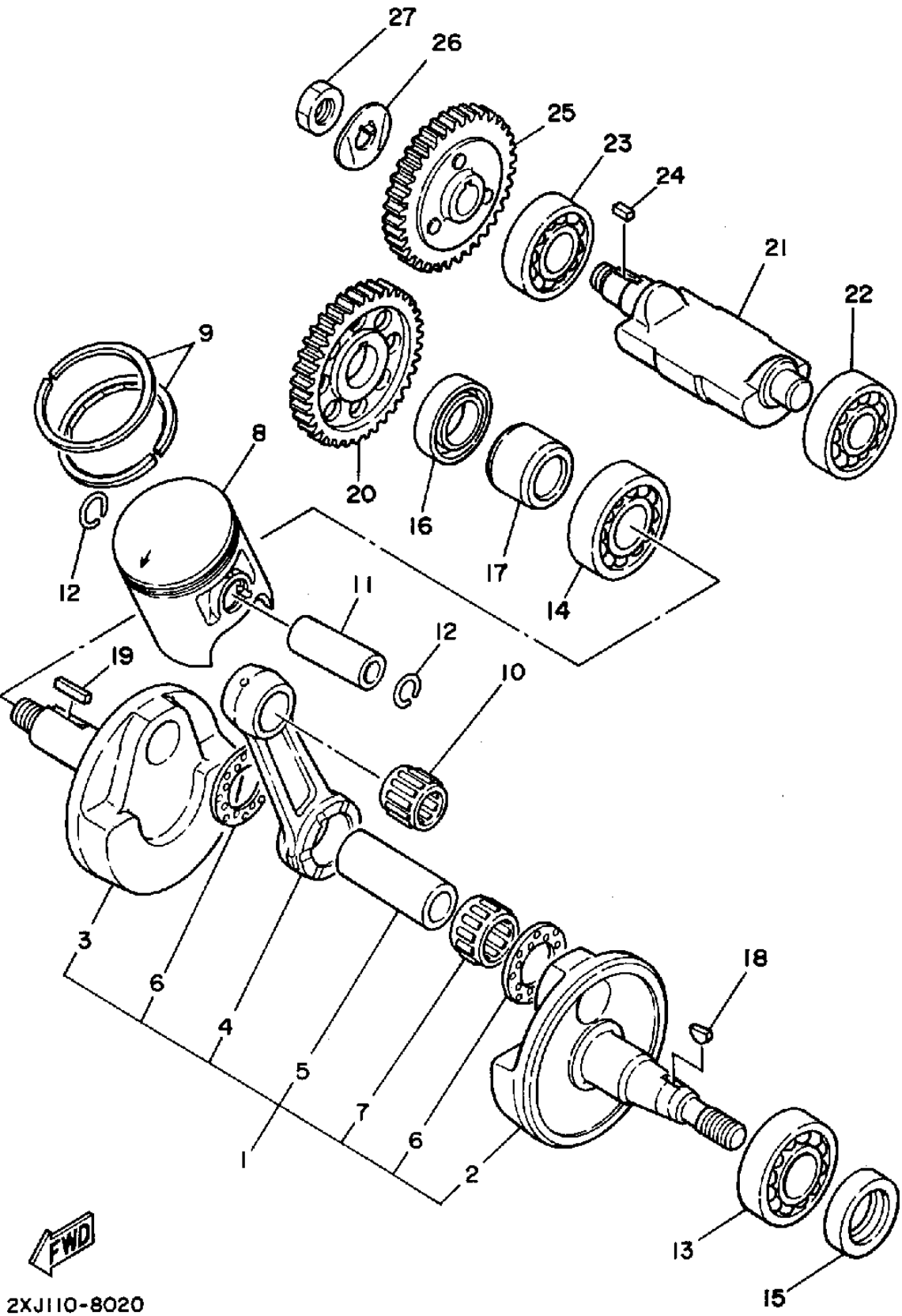


2XJ110-8020

Ref. No.	Part Number	Description	Qty	Remarks
1	37F-11400-00-00	CRANKSHAFT ASSEMBLY ...	1	
2	37F-11412-00-00	. CRANK 1	1	
3	37F-11422-00-00	. CRANK 2	1	
4	43G-11651-00-00	. ROD, CONNECTING	1	
5	37F-11681-00-00	. PIN, CRANK 1	1	
6	90209-22248-00	. WASHER	2	
7	93310-522L4-00	. BEARING	1	
8	2XJ-11631-01-97	PISTON (STD)	1	
	2XJ-11635-01-00	PISTON (0.25MM O/S)	1	AP
	2XJ-11636-01-00	PISTON (0.50MM O/S)	1	AP
9	3JM-11601-00-00	PISTON RING SET (STD)	1	
	3JM-11601-10-00	PISTON RING SET (0.25MM O/S)	1	AP
	3JM-11601-20-00	PISTON RING SET (0.50MM O/S)	1	AP
10	93310-316H6-00	BEARING	1	
11	4L0-11633-00-00	PIN, PISTON	1	
12	93450-17044-00	CIRCLIP	2	
13	93306-20562-00	BEARING	1	
14	93306-30556-00	BEARING	1	
15	93102-25331-00	OIL SEAL	1	
16	93103-32171-00	OIL SEAL (93103-32099-00) ..	1	
17	90387-206K3-00	COLLAR	1	
18	90280-03017-00	KEY, WOODRUFF	1	
19	90282-05047-00	KEY, STRAIGHT	1	
20	10V-11536-01-00	GEAR, DRIVE	1	
21	37F-11454-00-00	WEIGHT 1	1	
22	93306-20211-00	BEARING (6202SH2-C3)	1	
23	93306-20335-00	BEARING	1	

CONTINUED ON NEXT FRAME ➤

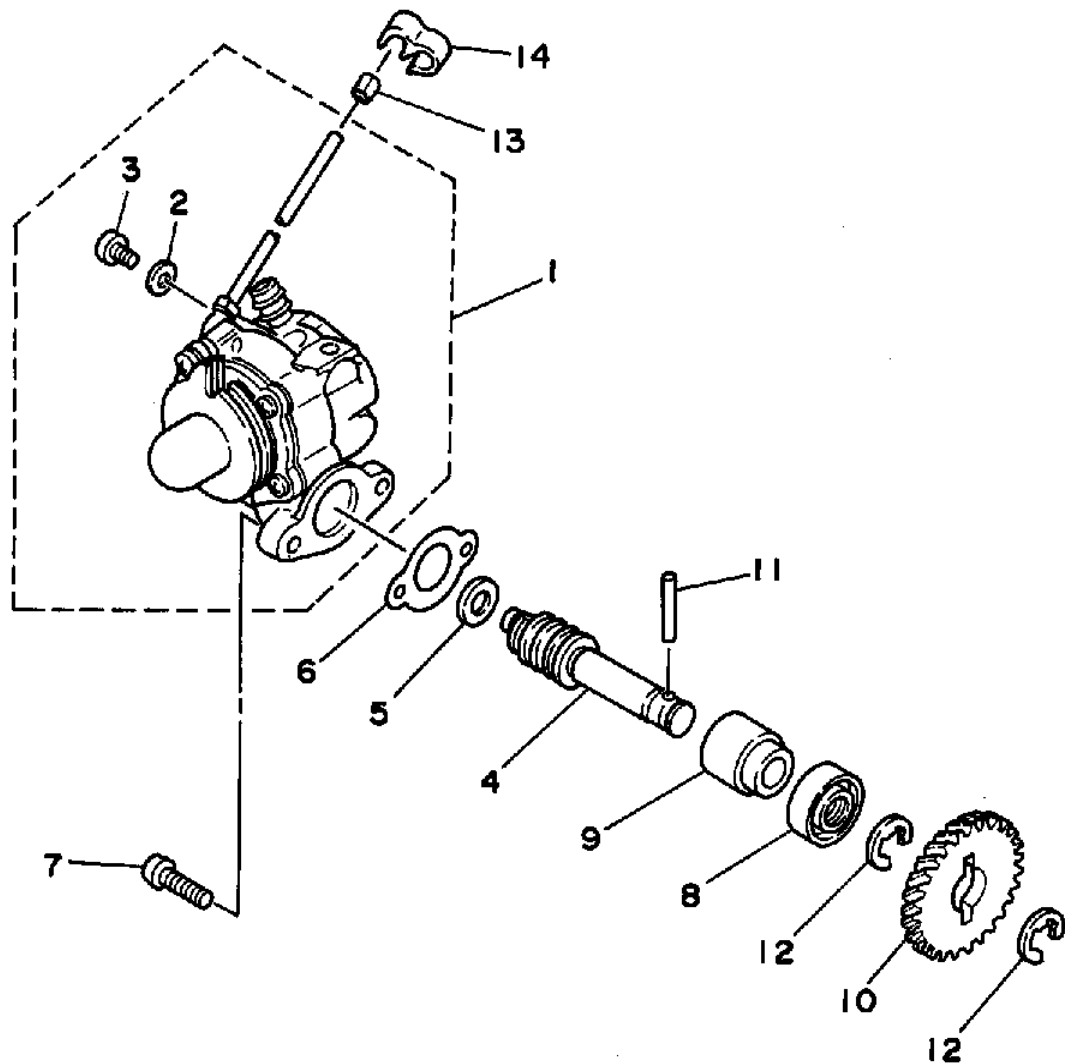
CRANKSHAFT - PISTON



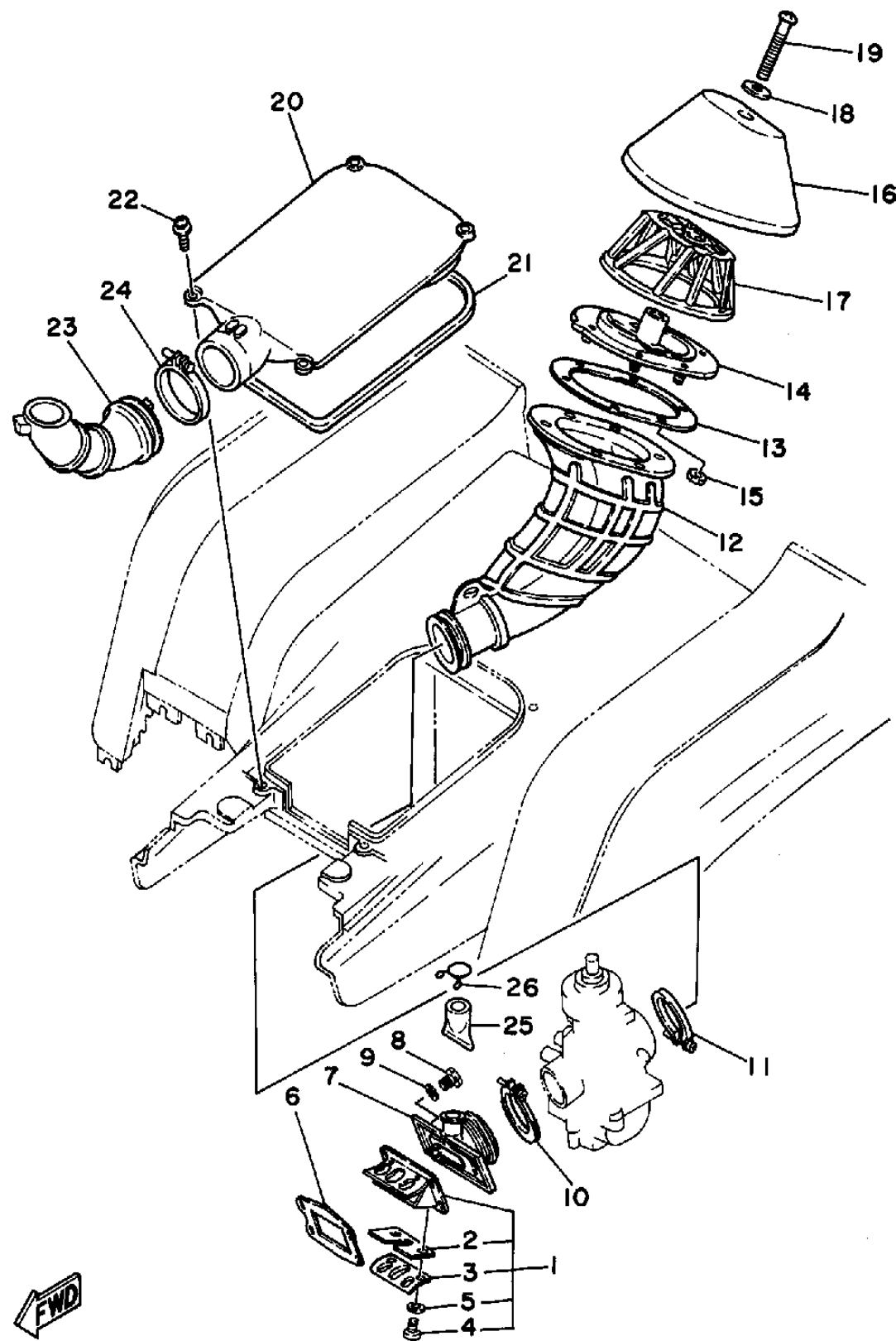
Ref. No.	Part Number	Description	Qty	Remarks
24	90282-05013-00	KEY, STRAIGHT	1	
25	37F-11530-00-00	BALANCER WEIGHT GEAR COMP.	1	
26	90215-12272-00	WASHER, LOCK	1	
27	90170-12337-00	NUT	1	

OIL PUMP

Ref. No.	Part Number	Description	Qty	Remarks
1	2XJ-13100-00-00	OIL PUMP ASSEMBLY	1	
2	90430-04004-00	. GASKET	1	
3	98907-04008-00	. SCREW, BIND	1	
4	10V-13175-00-00	SHAFT, WORM	1	
5	90201-08624-00	WASHER, PLATE	1	
6	3MT-13116-00-00	GASKET, PUMP CASE	1	
7	98507-05014-00	SCREW, PAN HEAD	2	
8	93101-10090-00	OIL SEAL	1	
9	1E7-13176-00-00	METAL, WRM SHAF OTR	1	
10	10V-13178-01-00	GEAR, PUMP DRIVE	1	
11	93603-22028-00	PIN, DOWEL	1	
12	93430-08036-00	CIRCLIP	2	
13	90468-02033-00	CLIP	1	
14	90468-15020-00	CLIP	1	



3JM2100-0030

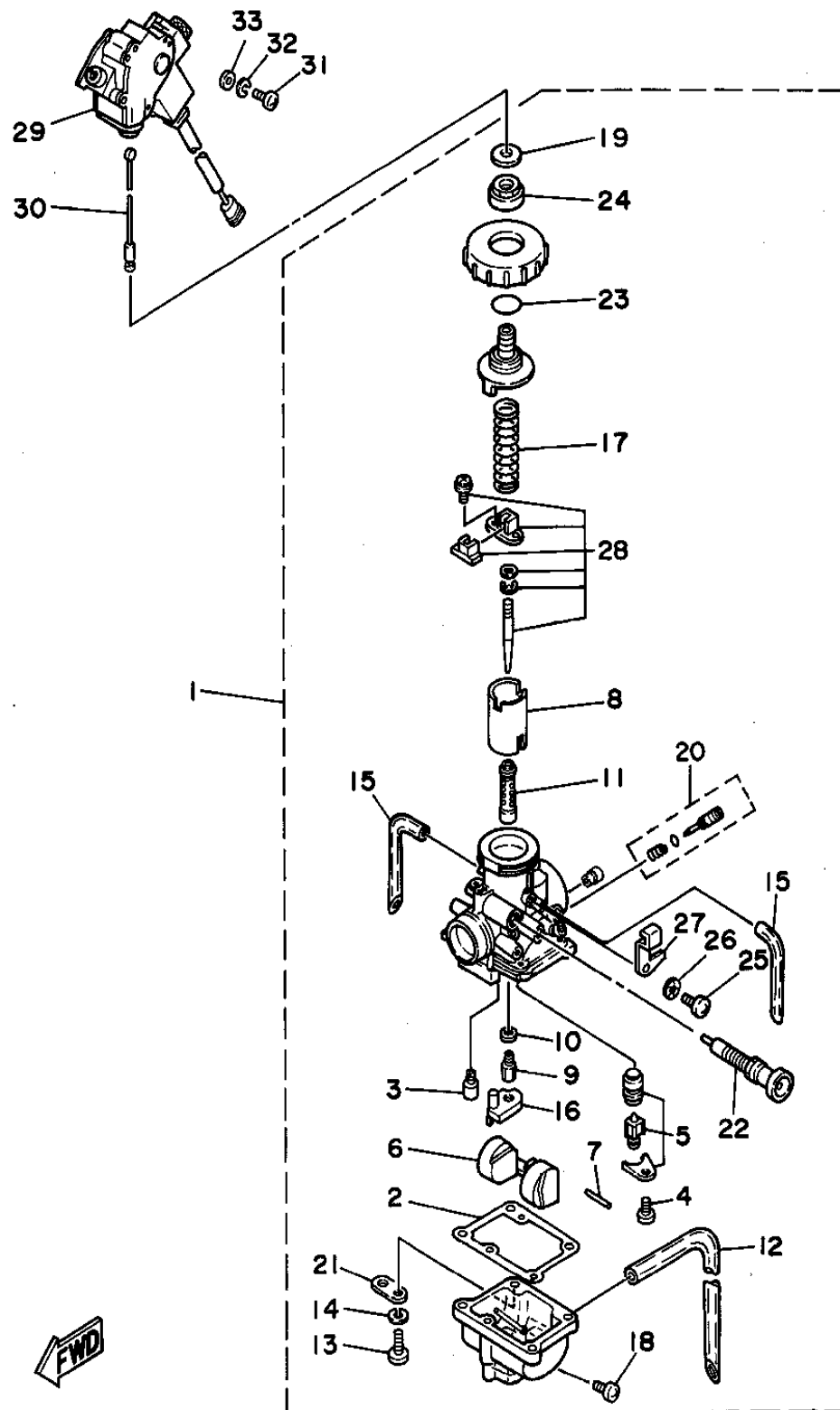


3JM2100-0040

INTAKE

Ref. No.	Part Number	Description	Qty	Remarks
1	2HF-13610-01-00	REED VALVE ASSEMBLY	1	
2	2HF-13613-00-00	. REED, VALVE	2	
3	58T-13616-01-00	. STOPPER, REED VALVE	2	
4	98517-03008-00	. SCREW, PAN HEAD	4	
5	92990-03100-00	. WASHER, SPRING (92901-03100)	4	
6	3JM-13621-00-00	GASKET, VALVE SEAT	1	
7	2XJ-13565-00-00	JOINT, CARBURETOR	1	
8	97007-06025-00	BOLT	4	
9	92907-06600-00	WASHER, PLATE	4	
10	90450-44046-00	HOSE CLAMP ASSEMBLY	1	
11	90460-49058-00	CLAMP, HOSE	1	
12	2XJ-14453-00-00	JOINT, AIR CLEANER 1	1	
13	2XJ-14477-00-00	PLATE	1	
14	2XJ-14459-00-00	HOLDER, GUIDE	1	
15	95607-05100-00	NUT, U	6	
16	2XJ-14451-00-00	ELEMENT, AIR CLEANER	1	
17	2XJ-14458-00-00	GUIDE	1	
18	90209-06096-00	WASHER	1	
19	98507-06060-00	SCREW, PAN HEAD	1	
20	2XJ-14412-01-00	CAP, CLEANER CASE 1	1	
21	1VJ-14462-00-00	SEAL	1	
22	90159-06085-00	SCREW, WITH WASHER	4	
23	2XJ-14437-00-00	DUCT	1	
24	90460-56105-00	CLAMP, HOSE	1	
25	59V-14457-00-00	SEAL	1	
26	90467-22080-00	CLIP	1	

CARBURETOR

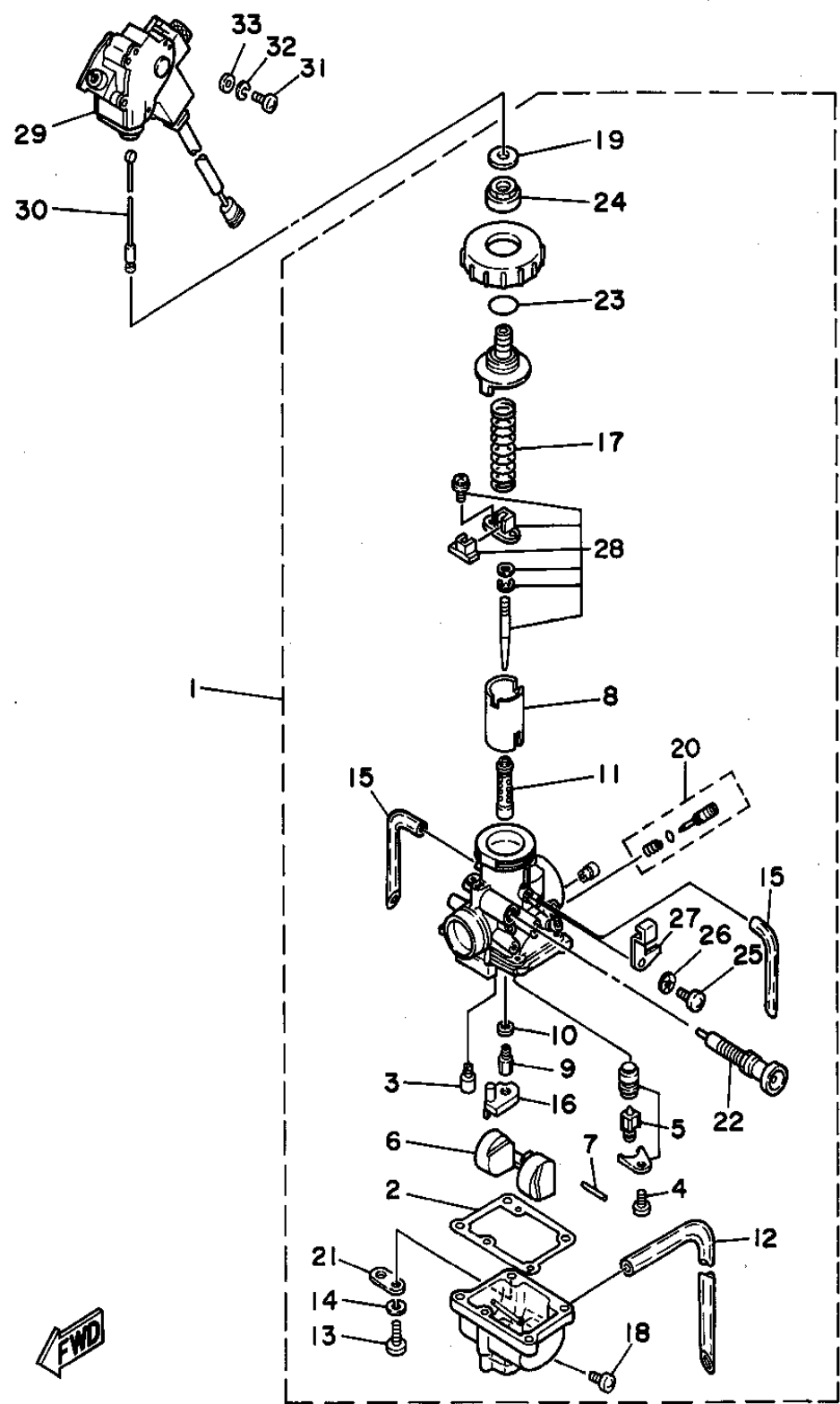


2XJ110-8050

Ref. No.	Part Number	Description	Qty	Remarks
1	2XJ-14101-01-00	CARBURETOR ASSEMBLY 1	1	
2	304-14184-00-00	. GASKET, FLOAT CHAMBER	1	
3	260-14142-32-00	. JET, PILOT (# 32.5)	1	
4	98580-04008-00	. BOLT, FLANGE	1	
5	2MA-14107-28-00	. NEEDLE VALVE SET	1	
6	4L0-14185-00-00	. FLOAT	1	
7	537-14186-00-00	. PIN, FLOAT	1	
8	2XJ-14112-20-00	. VALVE, THROTTLE 1	1	
9	137-14143-46-A1	. JET, MAIN (#230)	1	
10	137-14153-00-00	. WASHER, MAIN JET	1	
11	4L0-14141-46-00	. NOZZLE, MAIN	1	
12	90445-08376-00	. HOSE	1	
13	98517-04016-00	. SCREW, PAN HEAD (98511-04016-00)	4	
14	92990-04100-00	. WASHER, SPRING	4	
15	4L0-14197-00-00	. PIPE	2	
16	2GU-14153-00-00	. RING	1	
17	248-14131-00-00	. SPRING, THROTTLE VALVE	1	
18	12R-14191-00-00	. PLUG, DRAIN	1	
19	2GU-14952-00-00	. WASHER	1	
20	10W-14104-00-00	. AIR SCREW SET	1	
21	500-14146-00-00	. PLATE	1	
22	2GU-14171-00-00	. PLUNGER, STARTER	1	
23	558-14147-00-00	. O-RING	1	
24	2GU-14161-00-00	. NUT, CABLE ADJUSTING	1	
25	98507-05008-00	. SCREW, PAN HEAD	1	
26	92990-05100-00	. WASHER, SPRING	1	
27	2GU-14243-00-00	. PLATE	1	
28	2XJ-1490J-00-00	. NEEDLE SET	1	

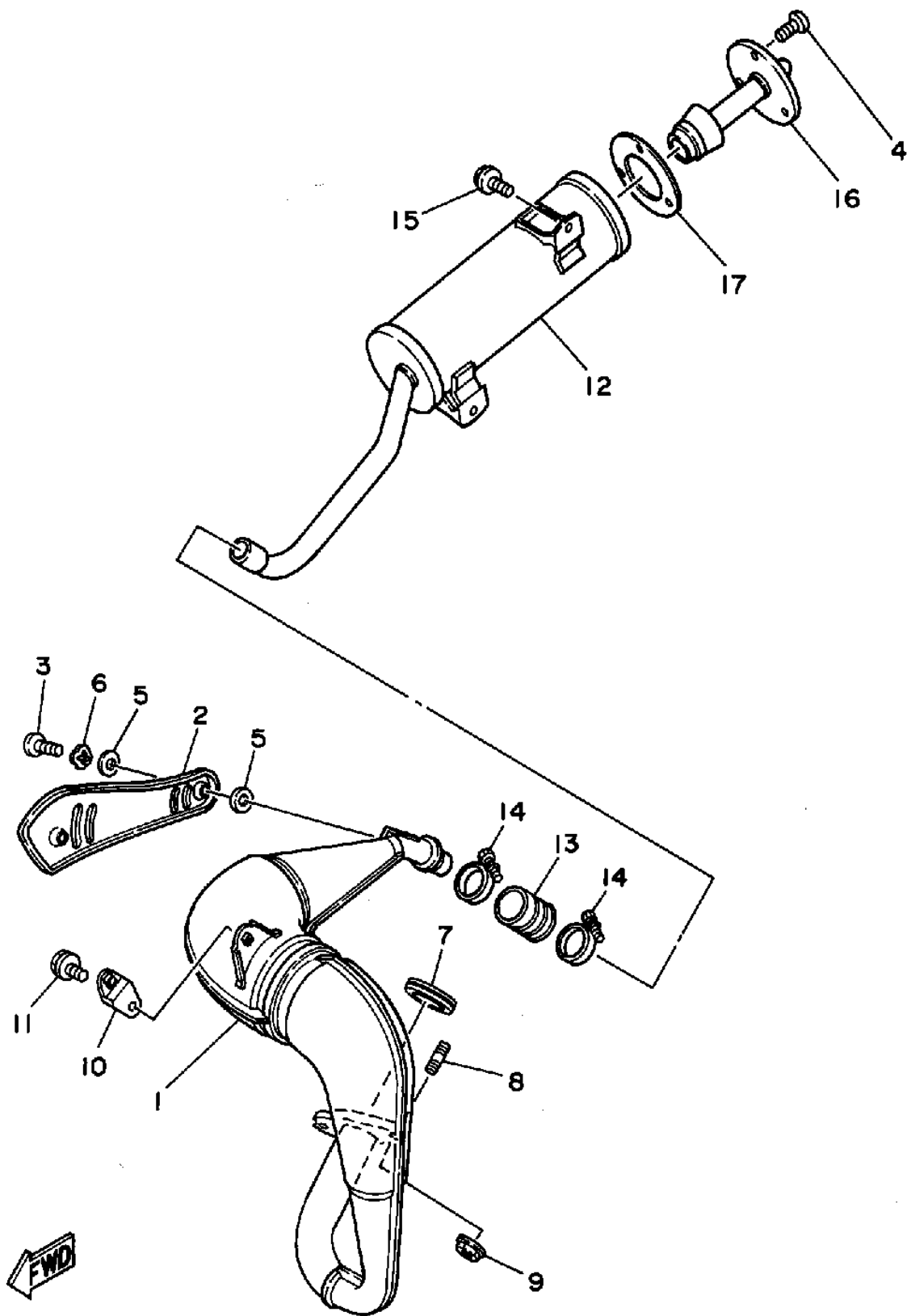
CONTINUED ON NEXT FRAME ►

CARBURETOR



Ref. No.	Part Number	Description	Qty	Remarks
29	2XJ-8259E-01-00	SWITCH ASSEMBLY	1	
30	2GU-2633K-00-00	WIRE, INNER 1	1	
31	98507-03010-00	SCREW, PAN HEAD	3	
32	92990-03100-00	WASHER, SPRING (92901-03100)	3	
33	92907-03600-00	WASHER	3	

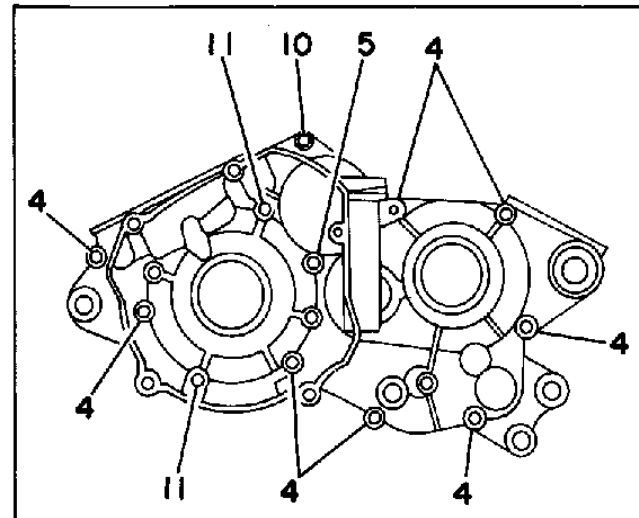
EXHAUST



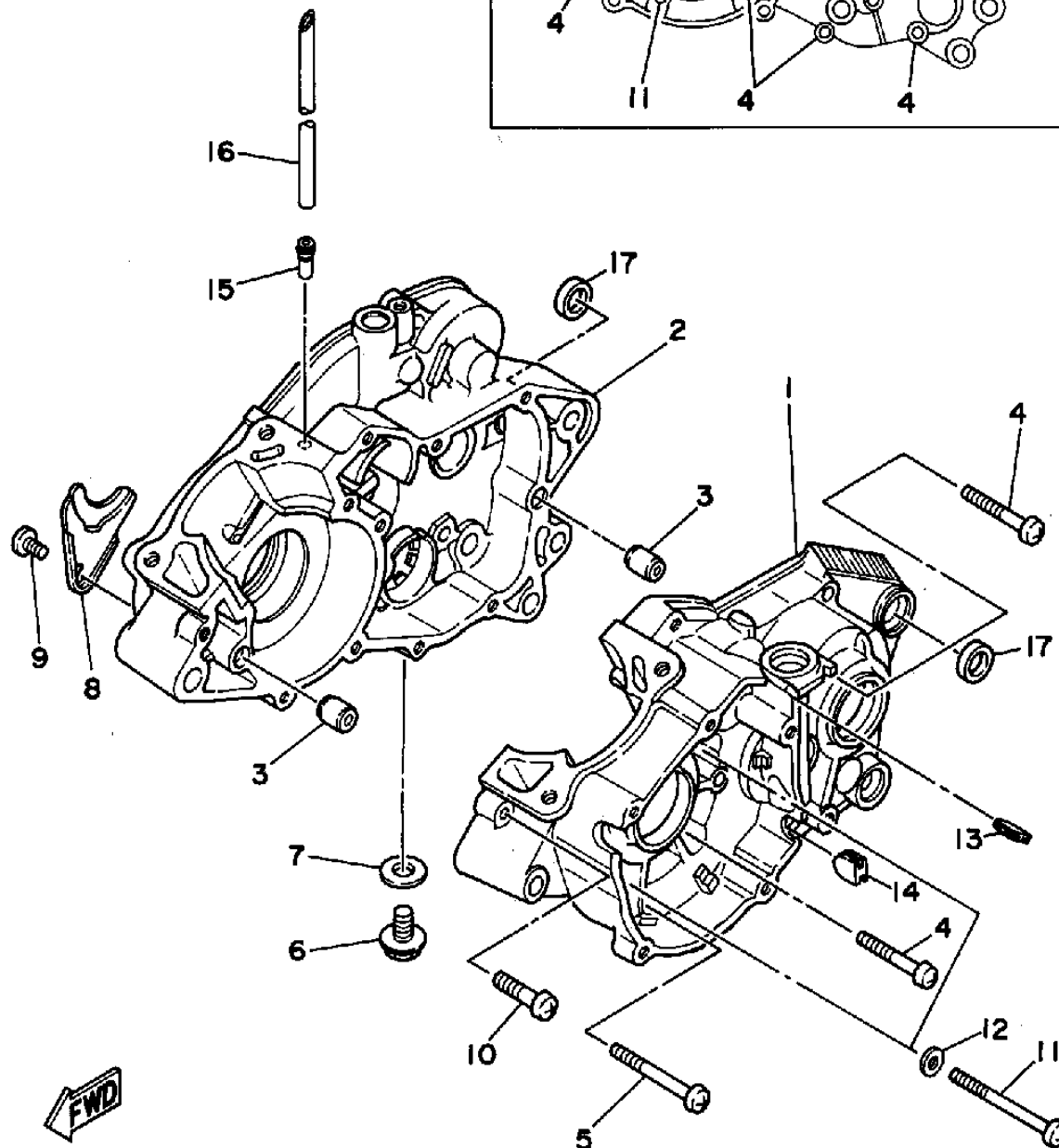
Ref. No.	Part Number	Description	Qty	Remarks
1	2XJ-14610-00-00	EXHAUST PIPE ASSEMBLY 1	1	
2	2XJ-14718-00-00	PROTECTOR, MUFFLER 1	1	
3	98907-06010-00	SCREW, BIND	2	
4	98907-06010-00	SCREW, BIND	3	
5	4BD-14766-00-00	WASHER, PROTECTOR	4	
6	90206-06090-00	WASHER, WAVE	2	
7	3PA-14613-10-00	GASKET, EXHAUST PIPE	1	
8	90116-08042-00	BOLT, STUD	2	
9	90179-08270-00	NUT	2	
10	565-14771-00-00	STAY, MUFFLER 1	1	
11	95817-06012-00	BOLT, FLANGE	2	
12	2XJ-14753-00-00	SILENCER, EXHAUST	1	
13	1W2-14714-00-00	GASKET, MUFFLER	1	
14	90460-37026-00	CLAMP, HOSE	2	
15	95811-08016-00	BOLT, FLANGE	2	
16	2XJ-14752-00-00	PIPE, OUTLET	1	
17	2XJ-14755-10-00	GASKET, SILENCER	1	

3JMD110-4060

CRANKCASE

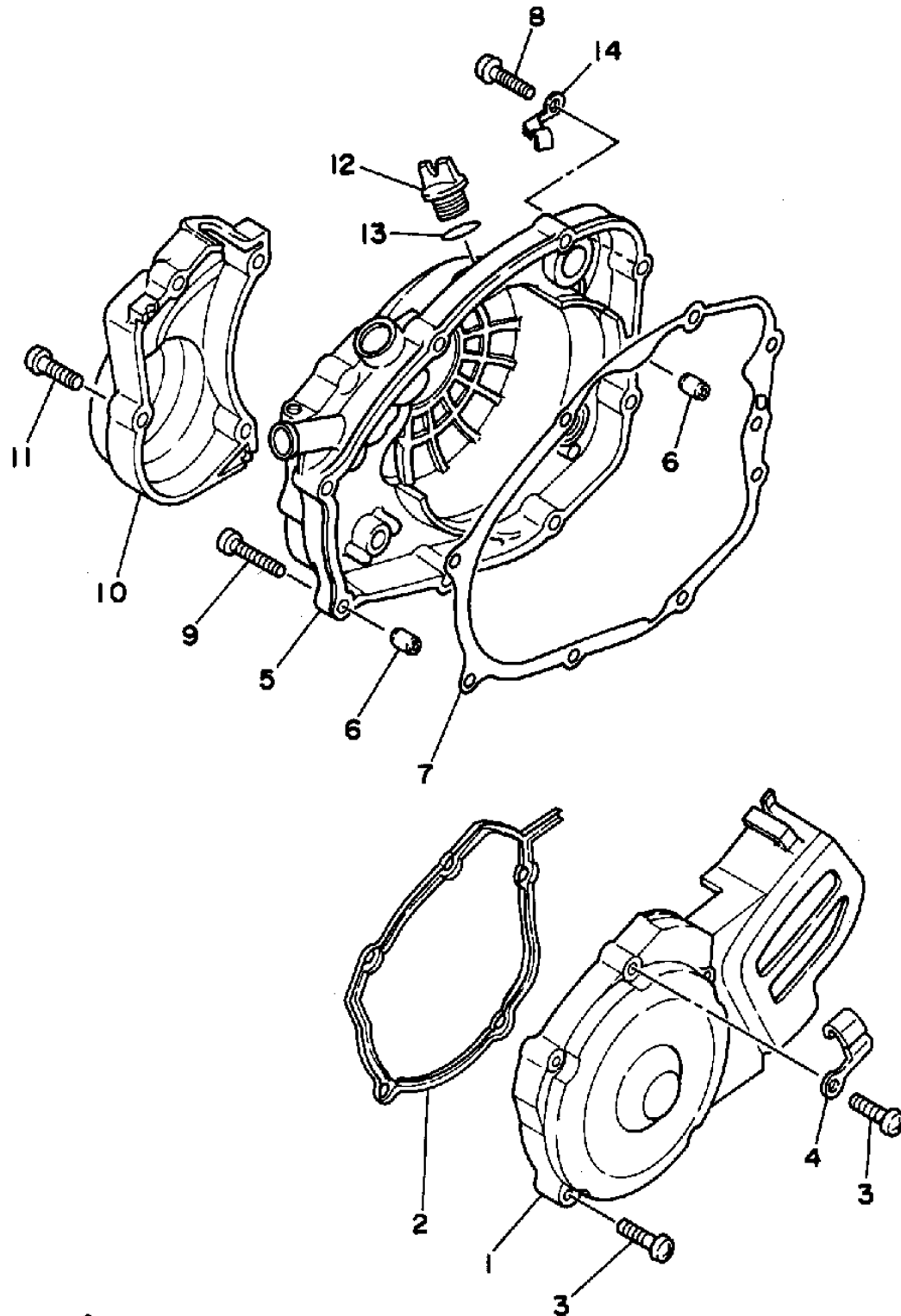


Ref. No.	Part Number	Description	Qty	Remarks
1	2XJ-15111-01-00	CRANKCASE 1	1	
2	2XJ-15121-00-00	CRANKCASE 2	1	
3	99510-12016-00	PIN, DOWEL (91800-05016) ...	2	
4	98507-06045-00	SCREW, PAN HEAD	8	
5	98507-06060-00	SCREW, PAN HEAD	1	
6	90340-12097-00	PLUG, STRAIGHT SCREW	1	
7	90201-12172-00	WASHER, PLATE	1	
8	37F-15128-00-00	HOLDER	1	
9	98507-08010-00	SCREW, PAN HEAD	1	
10	98507-06030-00	SCREW, PAN HEAD	1	
11	98507-06075-00	SCREW, PAN HEAD	2	
12	92907-06600-00	WASHER, PLATE	2	
13	90480-01209-00	GROMMET	1	
14	90338-09206-00	PLUG	1	
15	137-13115-00-00	CONNECTOR, SUCTION PIPE .	1	
16	91A20-05100-00	TUBE, FLEXIBLE VINYL	1	
17	90201-166L5-00	WASHER, PLATE	2	



3JMA110-3070

CRANKCASE COVER



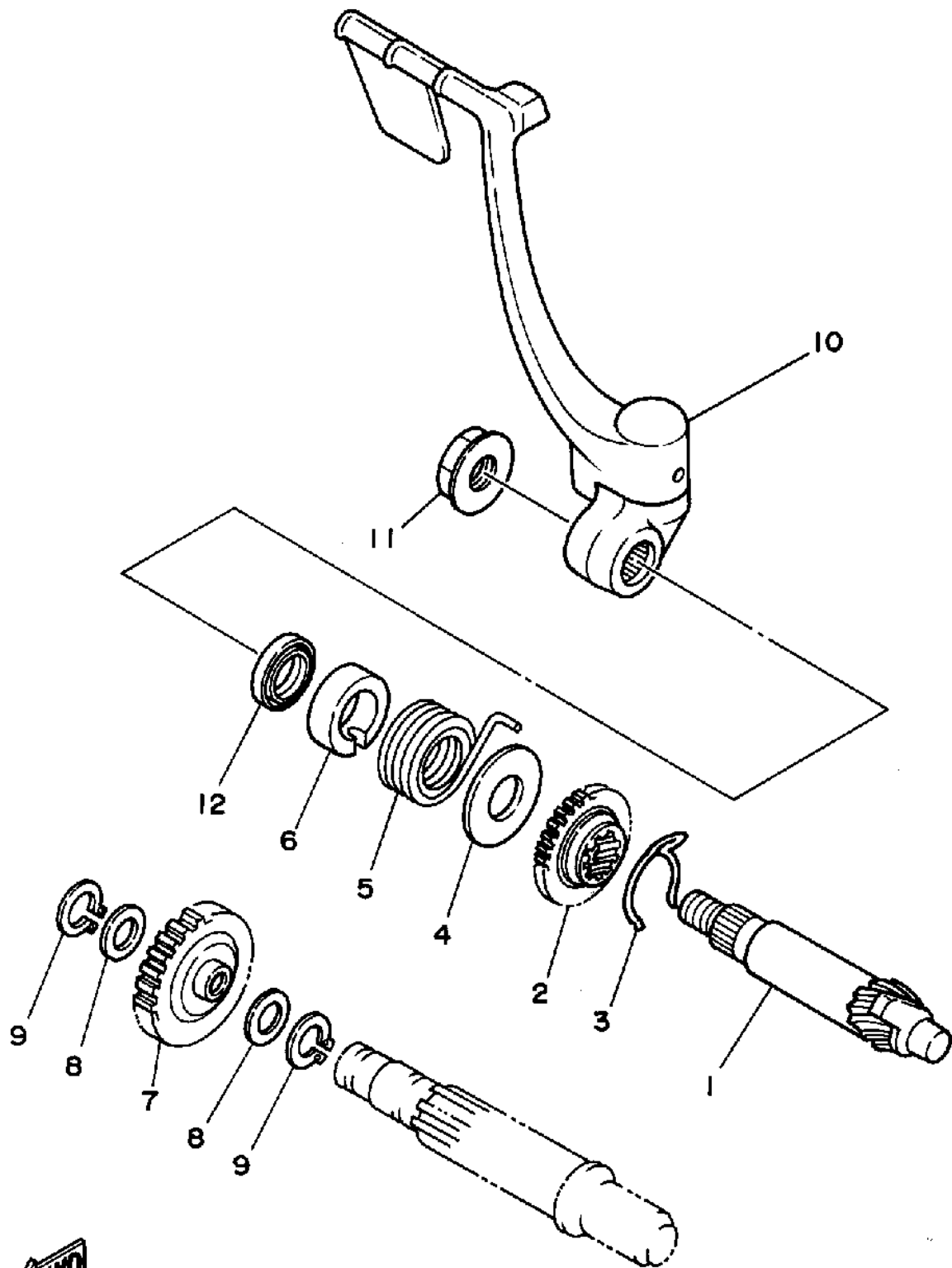
Ref. No.	Part Number	Description	Qty	Remarks
1	2XJ-15411-00-00	COVER, CRANKCASE 1	1	
2	2XJ-15379-00-00	SEAL, CRANKCASE	1	
3	98507-06030-00	SCREW, PAN HEAD	5	
4	90465-10069-00	CLAMP	1	
5	2XJ-15420-00-00	CRANKCASE COVER ASSEMBLY 2	1	
6	99530-10014-00	PIN, DOWEL	2	
7	3JM-15451-01-00	GASKET, CRANKCASE COVER 1	1	
8	98507-06030-00	SCREW, PAN HEAD	7	
9	98507-06035-00	SCREW, PAN HEAD	1	
10	37F-15416-00-00	COVER, OIL PUMP	1	
11	98507-06030-00	SCREW, PAN HEAD	4	
12	1RG-15363-00-00	PLUG, OIL	1	
13	93210-19123-00	O-RING	1	
14	367-13174-00-00	HOLDER, OIL PIPE	1	



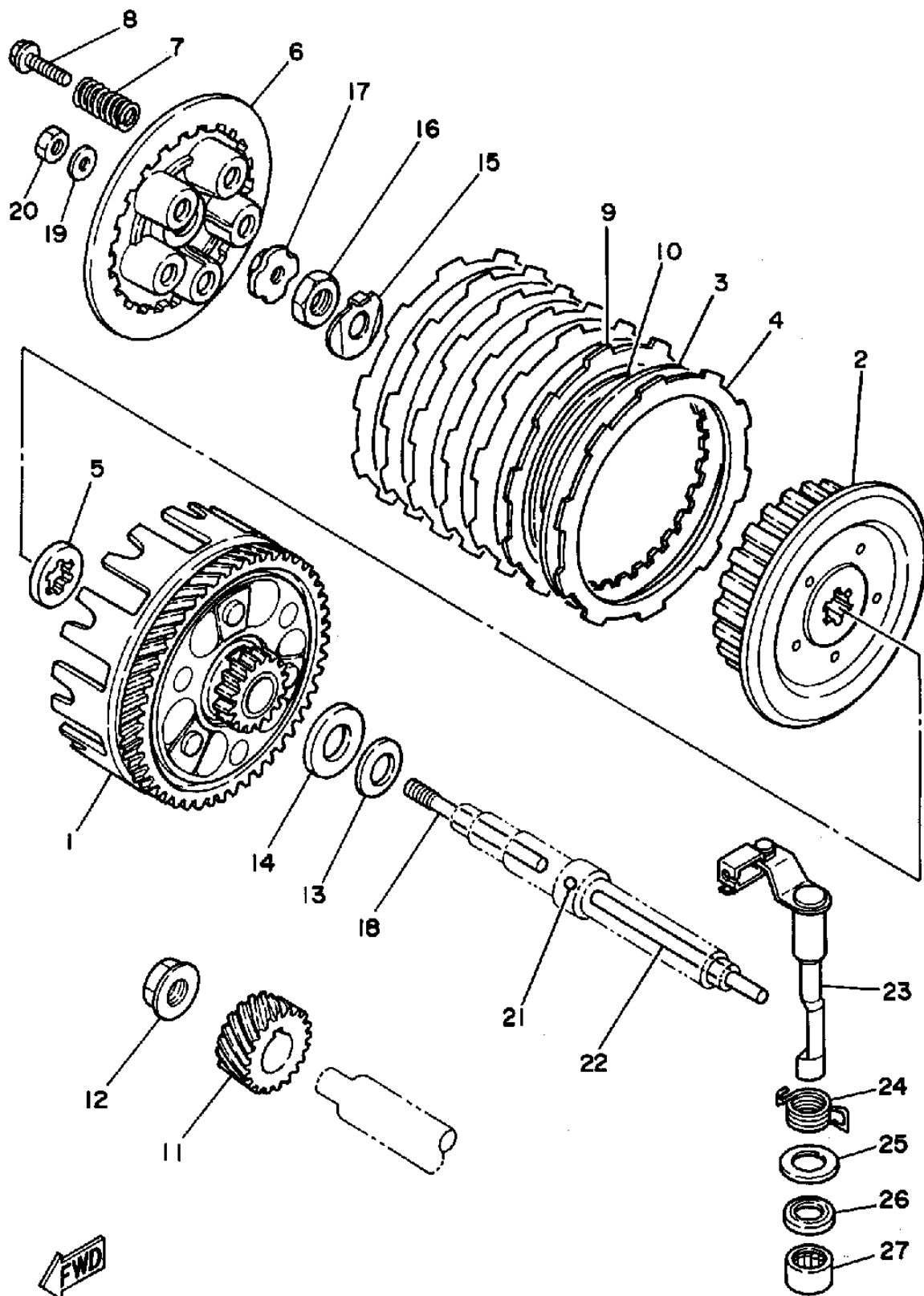
2XJ110-8080

STARTER

Ref. No.	Part Number	Description	Qty	Remarks
1	10V-15660-00-00	KICK AXLE ASSEMBLY	1	
2	10V-15641-00-00	GEAR, KICK (23T)	1	
3	90468-26048-00	CLIP	1	
4	90201-200J7-00	WASHER, PLATE	1	
5	90508-26667-00	SPRING, TORSION	1	
6	10V-15666-00-00	SPACER	1	
7	10V-15651-00-00	GEAR, KICK IDLE (29T)	1	
8	90201-154E8-00	WASHER, PLATE (1.0T)	2	
9	99009-15400-00	CIRCLIP	2	
10	2XJ-15620-10-00	KICK CRANK ASSEMBLY	1	
11	90179-12659-00	NUT	1	
12	93102-20309-00	SEAL, OIL	1	




2XJ110-8090

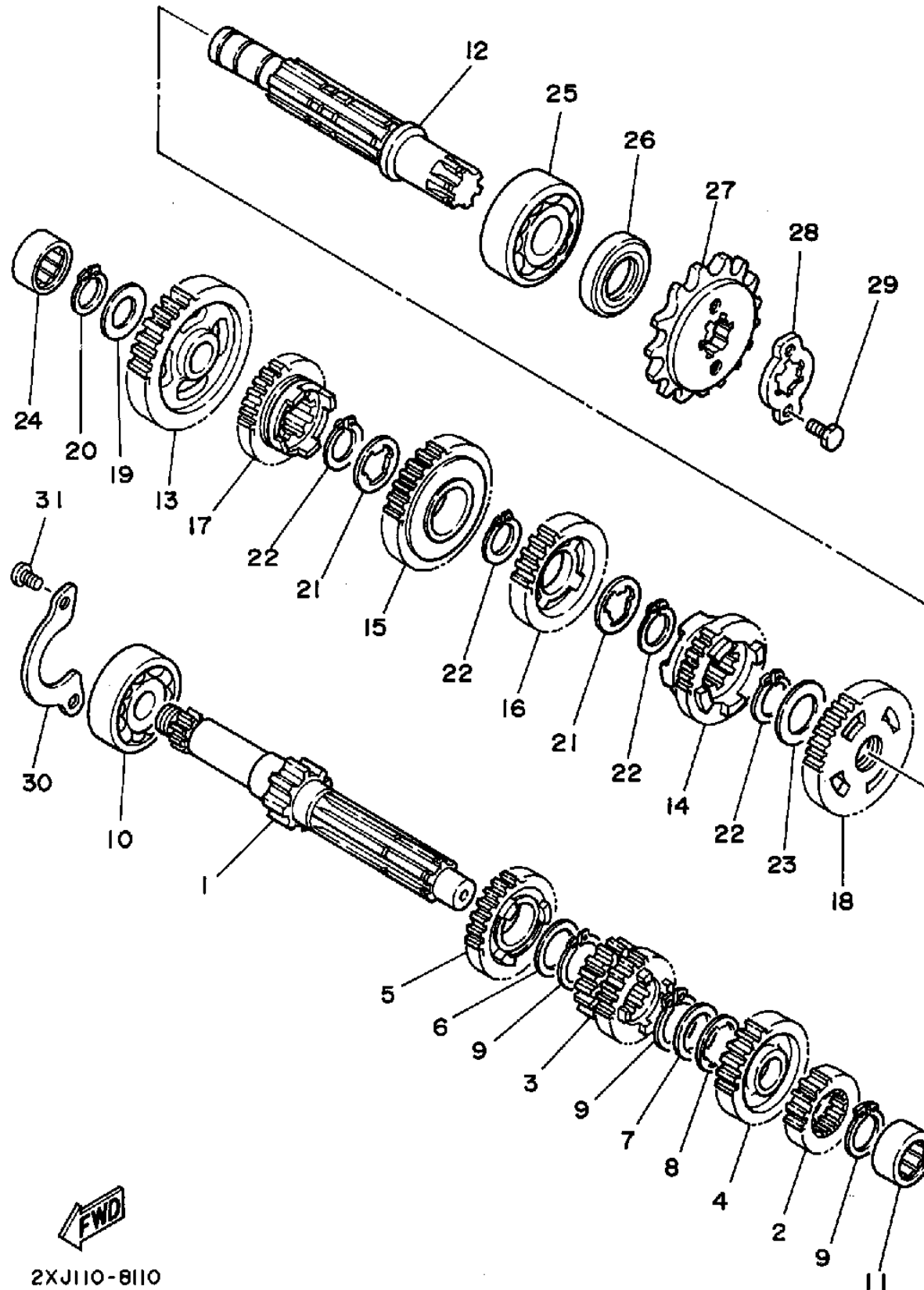


2XJ110-8100

CLUTCH

Ref. No.	Part Number	Description	Qty	Remarks
1	3JM-16150-01-00	PRIMARY DRIVEN GEAR		
		COMP.	1	
2	2TV-16371-00-00	BOSS, CLUTCH	1	
3	1V1-16324-00-00	PLATE, CLUTCH 1	6	
4	21V-16321-00-00	PLATE, FRICTION	6	
5	2TV-16154-00-00	PLATE, THRUST 1	1	
6	37F-16351-00-00	PLATE, PRESSURE 1	1	
7	90501-20568-00	SPRING, COMPRESSION	5	
8	90119-05001-00	BOLT, WITH WASHER	5	
9	1HX-16331-00-00	PLATE, FRICTION 2	1	
10	1HX-16383-00-00	SPRING, CLUTCH BOSS	1	
11	2JK-16111-01-00	GEAR, PRIMARY DRIVE (22T) .	1	
12	90179-12567-00	NUT	1	
13	90208-18046-00	WASHER, CONICAL SPRING ..	1	
14	90201-180P2-00	WASHER, PLATE	1	
15	90215-12271-00	WASHER, LOCK	1	
16	90170-12370-00	NUT	1	
17	1W1-16358-01-00	PLATE, PUSH	1	
18	1W1-16356-02-00	ROD, PUSH 1	1	
19	92907-06200-00	WASHER	1	
20	95307-06600-00	NUT	1	
21	93503-16010-00	BALL	1	
22	2J5-16357-00-00	ROD, PUSH 2	1	
23	37F-16380-02-00	PUSH LEVER ASSEMBLY	1	
24	90508-20555-00	SPRING, TORSION	1	
25	90201-14217-00	WASHER, PLATE	1	
26	93104-14059-00	OIL SEAL, SO-TYPE	1	
27	93315-21429-00	BEARING	1	

TRANSMISSION



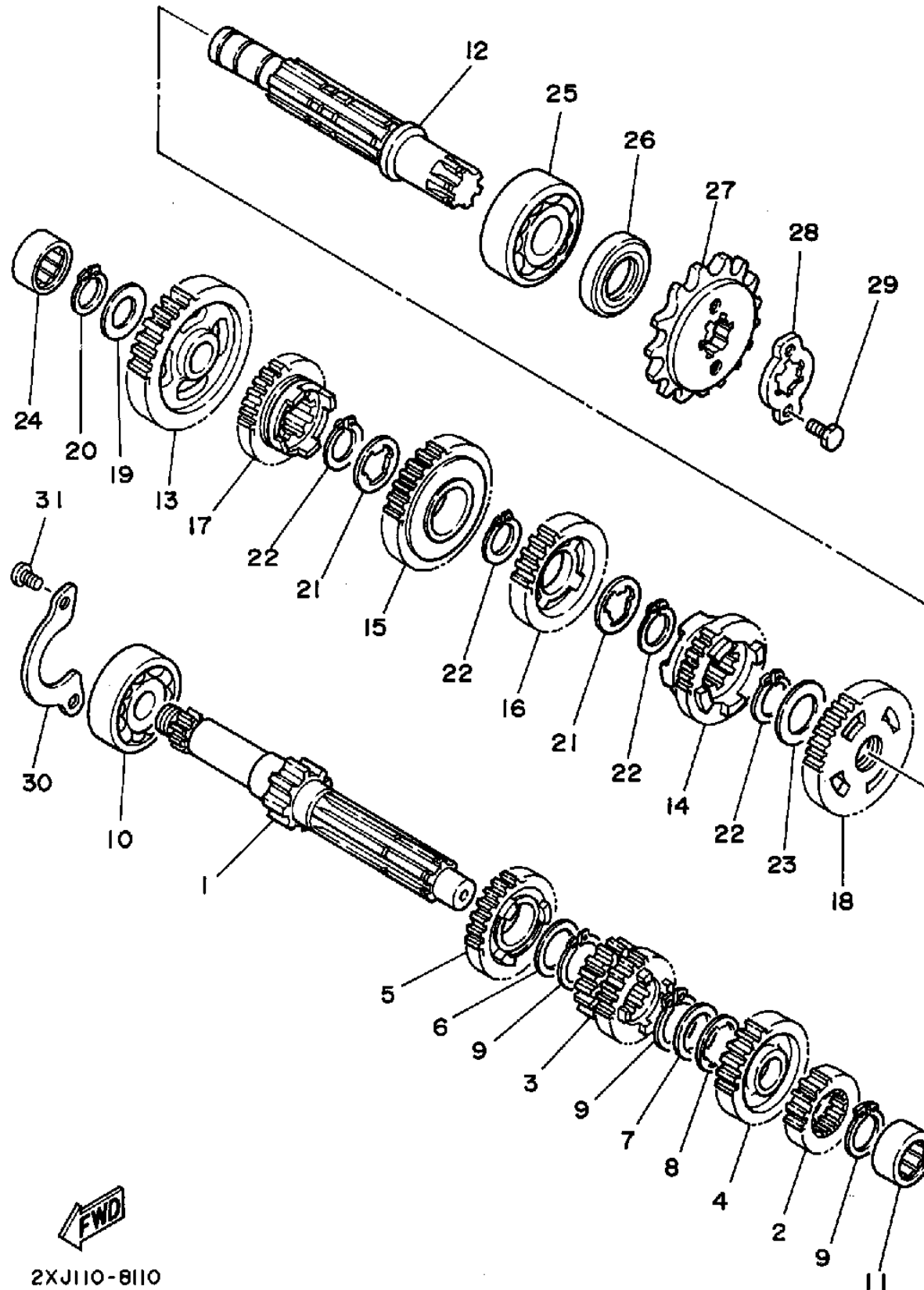
Ref. No.	Part Number	Description	Qty	Remarks
1	2XJ-17411-00-00	AXLE, MAIN	1	
2	2XJ-17121-00-00	GEAR, 2ND PINION (14T)	1	
3	2XJ-17131-00-00	GEAR, 3RD-4TH PINION (15T-16T)	1	
4	2XJ-17161-00-00	GEAR, 6TH PINION (21T)	1	
5	2XJ-17151-00-00	GEAR, 5TH PINION (18T)	1	
6	90201-20266-00	WASHER, PLATE (1.0T)	1	
7	90201-206L6-00	WASHER, PLATE	1	
8	90209-16133-00	WASHER	1	
9	93410-20038-00	CIRCLIP	3	
10	93306-20469-00	BEARING	1	
11	93311-31576-00	BEARING	1	
12	37F-17421-01-00	AXLE, DRIVE	1	
13	2XJ-17211-00-00	GEAR, 1ST WHEEL (34T)	1	
14	2XJ-17261-00-00	GEAR, 6TH WHEEL (19T)	1	
15	2XJ-17231-00-00	GEAR, 3RD WHEEL (25T)	1	
16	2XJ-17241-00-00	GEAR, 4TH WHEEL (20T)	1	
17	2XJ-17251-00-00	GEAR, 5TH WHEEL (19T)	1	
18	2XJ-17221-01-00	GEAR, 2ND WHEEL	1	
19	90201-150J4-00	WASHER, PLATE	1	
20	93440-15012-00	CIRCLIP	1	
21	90209-18135-00	WASHER	2	
22	93410-22039-00	CIRCLIP	4	
23	90201-22555-00	WASHER, PLATE	1	
24	93311-51554-00	BEARING	1	
25	93306-30439-00	BEARING (93306-30421-00)	1	
26	93102-20143-00	OIL SEAL	1	
27	93832-13164-00	SPROCKET, DRIVE (13T)	1	
28	5H0-17456-00-00	HOLDER, SPROCKET	1	

CONTINUED ON NEXT FRAME ➤

2XJ110-8110

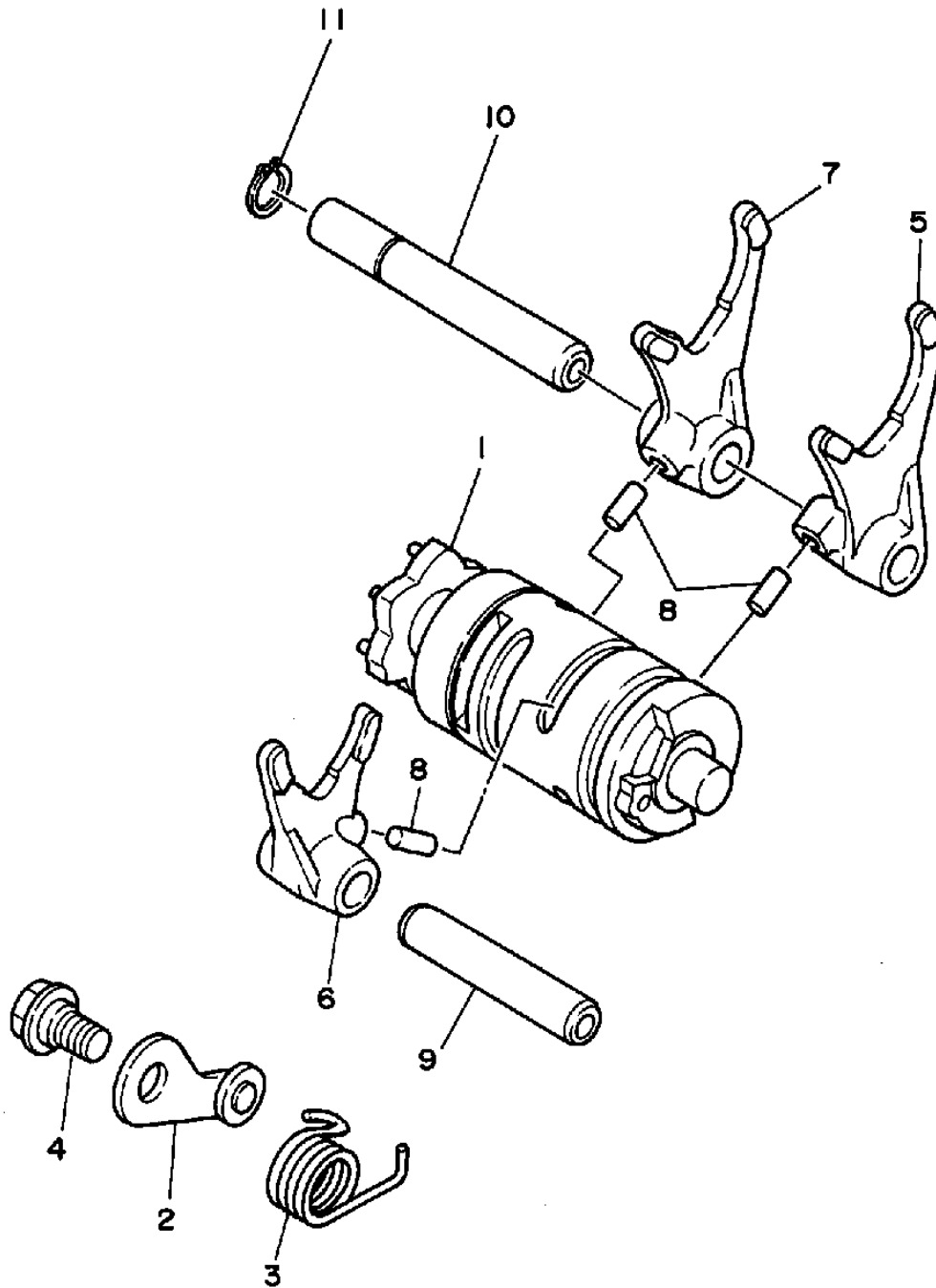
TRANSMISSION

Ref. No.	Part Number	Description	Qty	Remarks
29	97027-06012-00	BOLT	2	
30	10V-17471-00-00	PLATE, COVER	1	
31	98507-06012-00	SCREW, PAN HEAD	2	

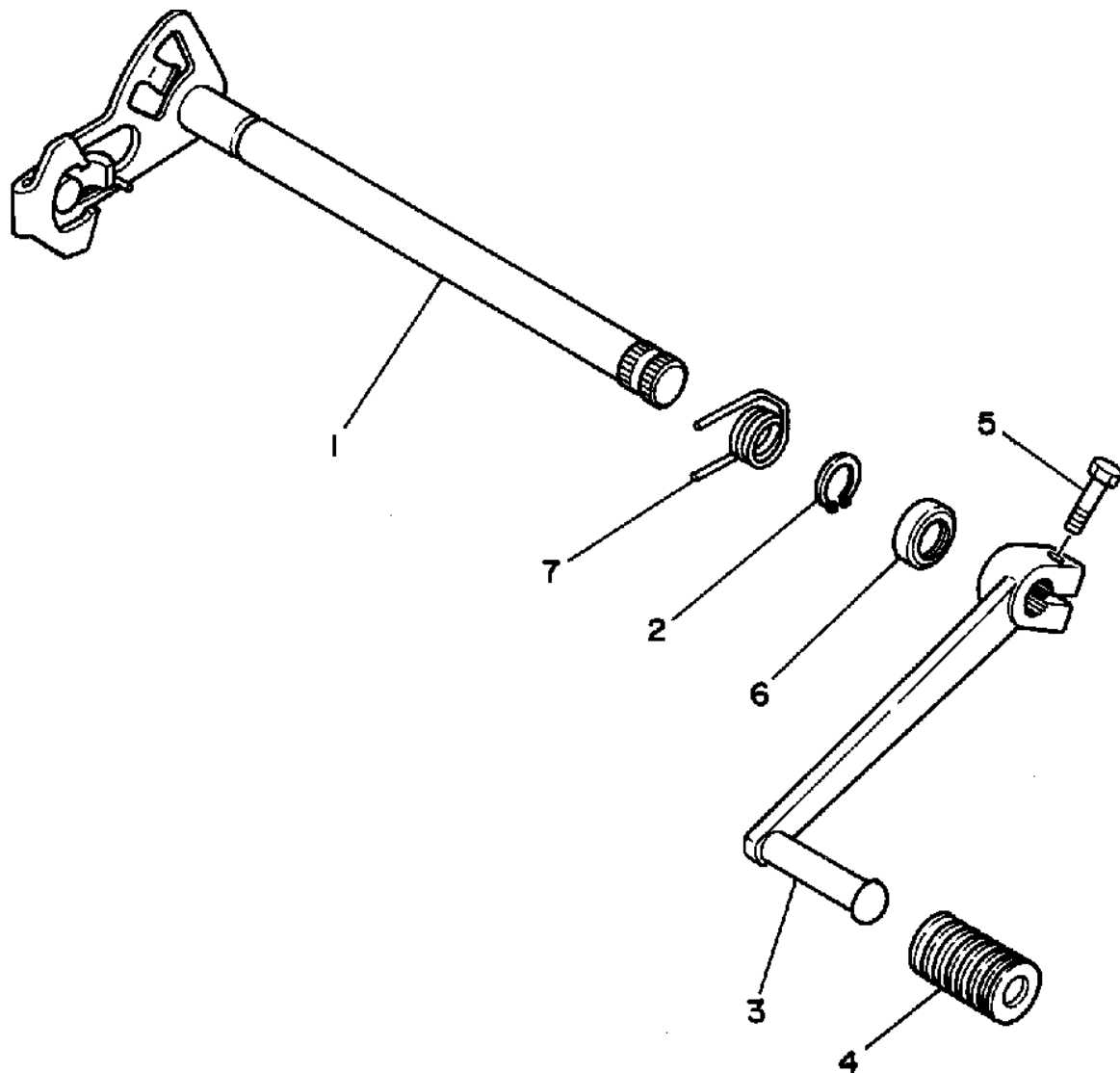


SHIFT CAM - SHIFT FORK

Ref. No.	Part Number	Description	Qty	Remarks
1	2XJ-18540-01-00	SHIFT CAM ASSEMBLY	1	
2	10V-18140-00-00	STOPPER LEVER ASSEMBLY .	1	
3	90508-29749-00	SPRING, TORSION	1	
4	90109-063F7-00	BOLT	1	
5	37F-18511-00-00	FORK, SHIFT 1	1	
6	37F-18512-00-00	FORK, SHIFT 2	1	
7	37F-18513-00-00	FORK, SHIFT 3	1	
8	90250-06013-00	PIN, STRAIGHT	3	
9	5X5-18531-01-00	BAR, SHIFT FORK GUIDE 1 ...	1	
10	34X-18535-00-00	BAR, SHIFT FORK GUIDE 2 ...	1	
11	99009-10400-00	CIRCLIP	1	



2XJ110-8120

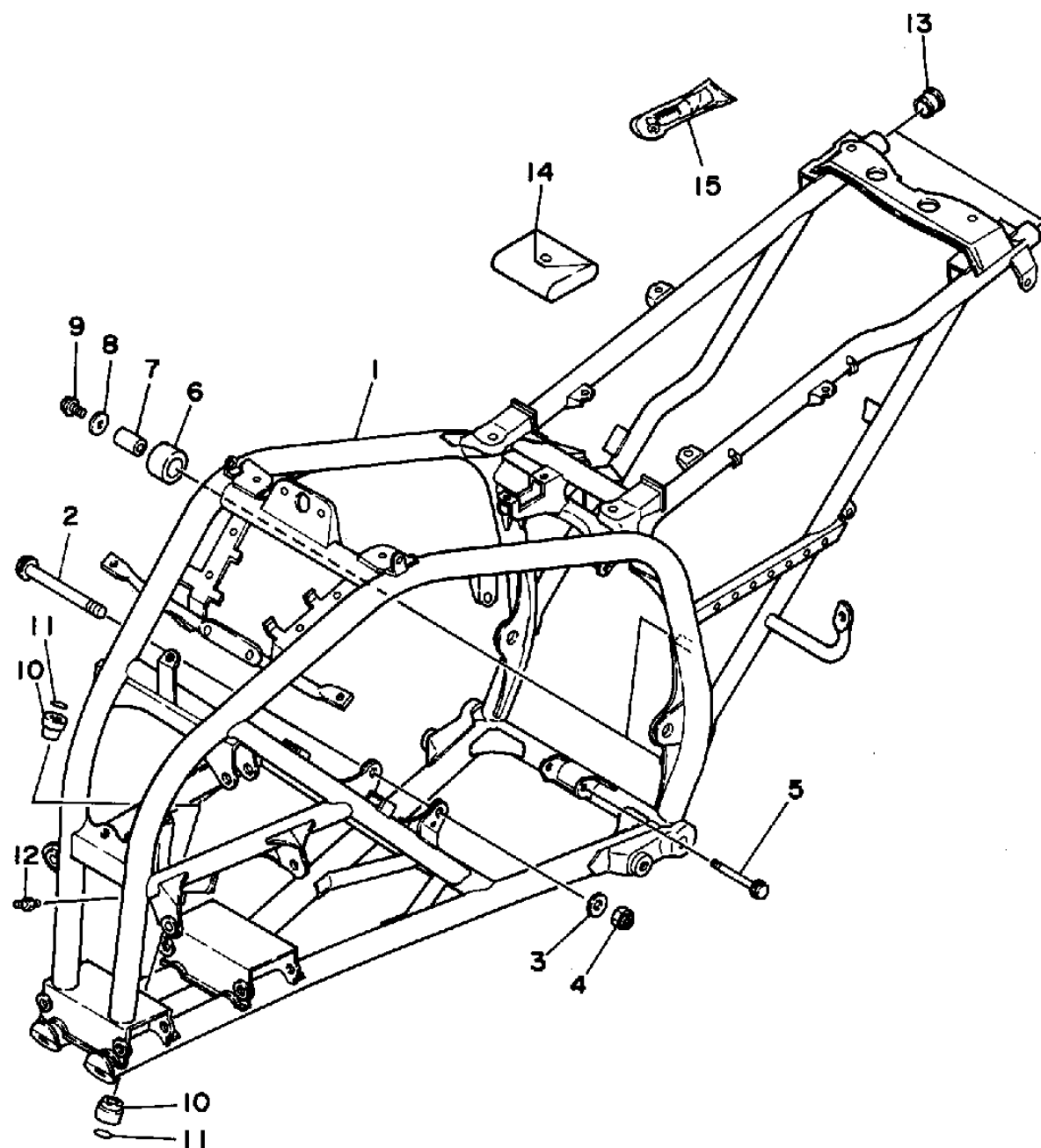


SHIFT SHAFT

Ref. No.	Part Number	Description	Qty	Remarks
1	37F-18101-02-00	SHIFT SHAFT ASSEMBLY	1	
2	99006-10600-00	CIRCLIP	1	
3	2XJ-18111-00-00	PEDAL, SHIFT	1	
4	132-18113-01-00	COVER, SHIFT PEDAL	1	
5	97017-06020-00	BOLT	1	
6	93101-12060-00	OIL SEAL	1	
7	90508-32553-00	SPRING, TORSION	1	



2XJ110-8130

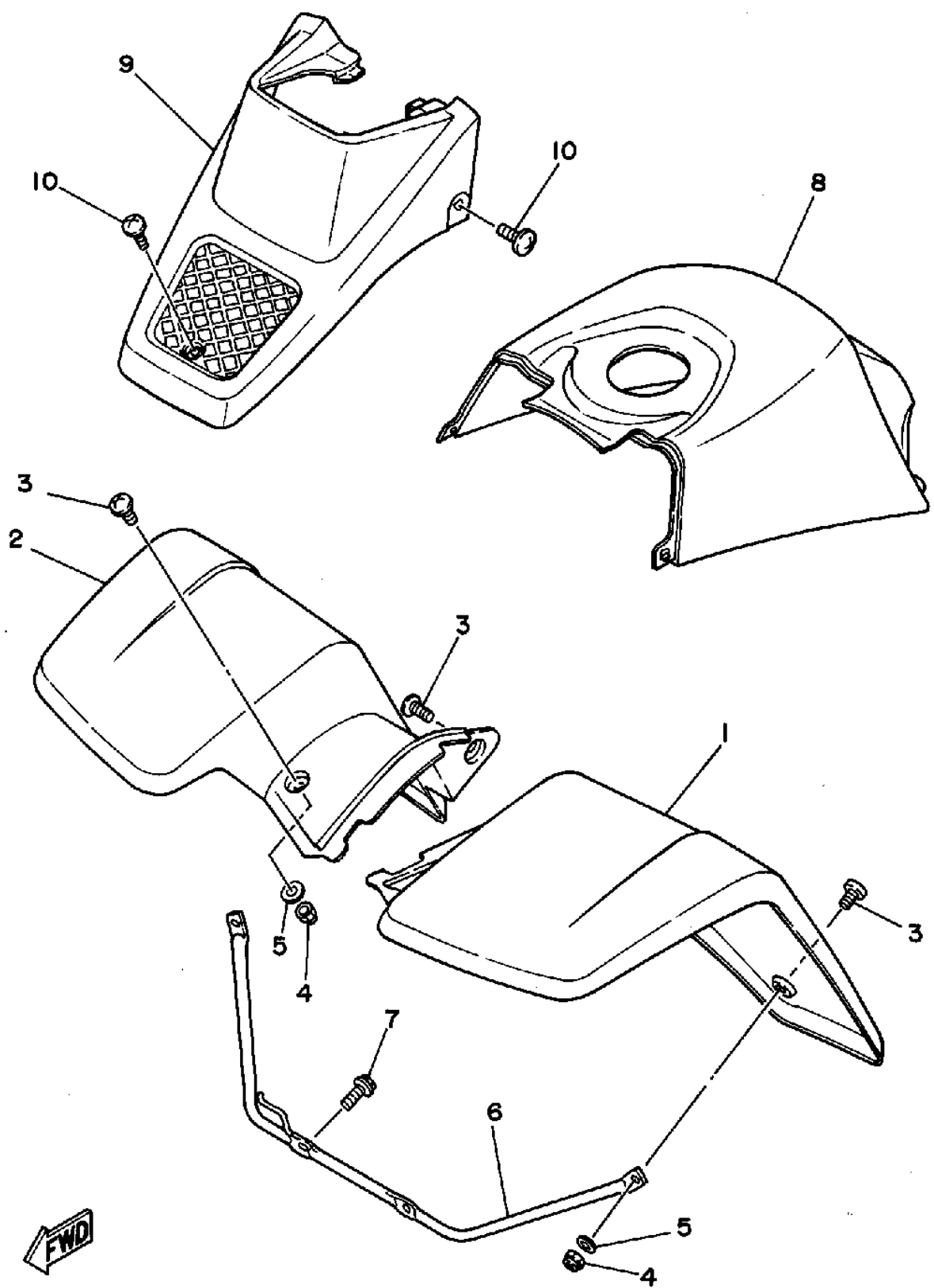


3JM100-9140

FRAME

Ref. No.	Part Number	Description	Qty	Remarks
1	2XJ-21110-10-35	FRAME COMP.	1	SILVER
2	90105-10328-00	BOLT, WASHER BASED	1	
3	90201-10774-00	WASHER, PLATE	1	
4	90185-10060-00	NUT, SELF-LOCKING	1	
5	90105-08721-00	BOLT, WASHER BASED	1	
6	30X-22178-00-00	TENSIONER	2	
7	4V4-22184-00-00	BUSH	2	
8	90201-08753-00	WASHER, PLATE	2	
9	95807-08012-00	BOLT, FLANGE	2	
10	90381-15040-00	BUSH, SOLID	2	
11	93210-15566-00	O-RING	2	
12	93700-06M03-00	NIPPLE, GREASE	1	
13	90338-23172-00	PLUG	2	
14	2XJ-28100-00-00	TOOL KIT	1	
15	1NV-2811A-00-00	GAUGE, AIR	1	

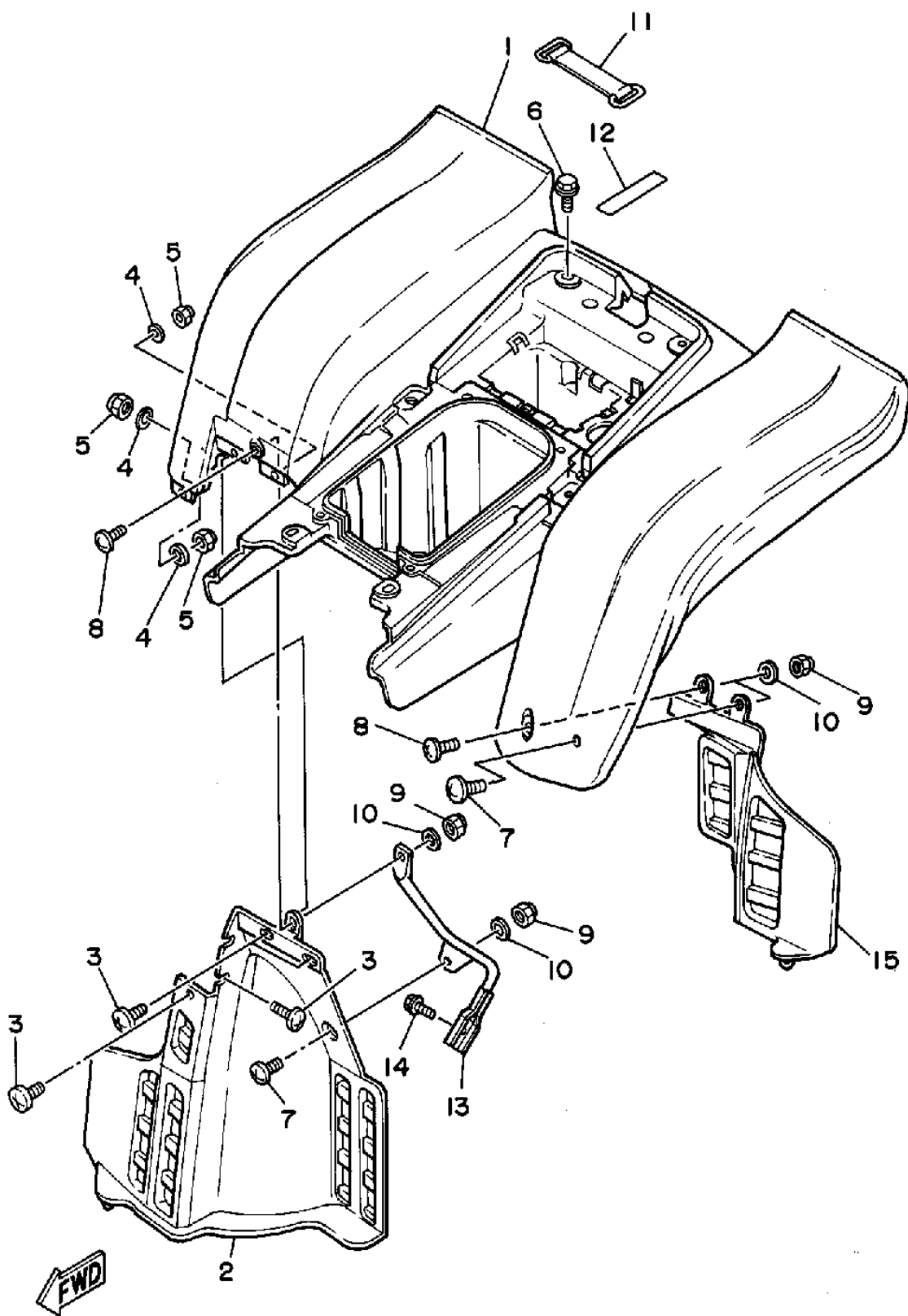
FRONT FENDER



Ref. No.	Part Number	Description	Qty	Remarks
1	2XJ-21511-50-00	FENDER, FRONT	1	UR DEEP REDDISH PURPLE SOLID 1
	2XJ-21511-70-00	FENDER, FRONT	1	UR INK BLUE
2	2XJ-21556-50-00	FENDER, FRONT 2	1	UR DEEP REDDISH PURPLE SOLID 1
	2XJ-21556-70-00	FENDER, FRONT 2	1	UR INK BLUE
3	90149-06306-00	SCREW	6	
4	95607-06100-00	NUT, U	4	
5	92907-06200-00	WASHER	4	
6	2XJ-21513-00-00	STAY, FENDER 1	1	
7	95827-06012-00	BOLT, FLANGE	2	
8	2XJ-2171A-90-00	COVER, TOP	1	UR YAMAHA BLACK
	2XJ-2171A-A0-00	COVER, TOP	1	UR INK BLUE
9	2XJ-23391-90-00	PANEL, FRONT	1	UR YAMAHA BLACK
	2XJ-23391-A0-00	PANEL, FRONT	1	UR INK BLUE
10	90154-05051-00	SCREW, BINDING	3	

FWD
3JMI00-9150

REAR FENDER

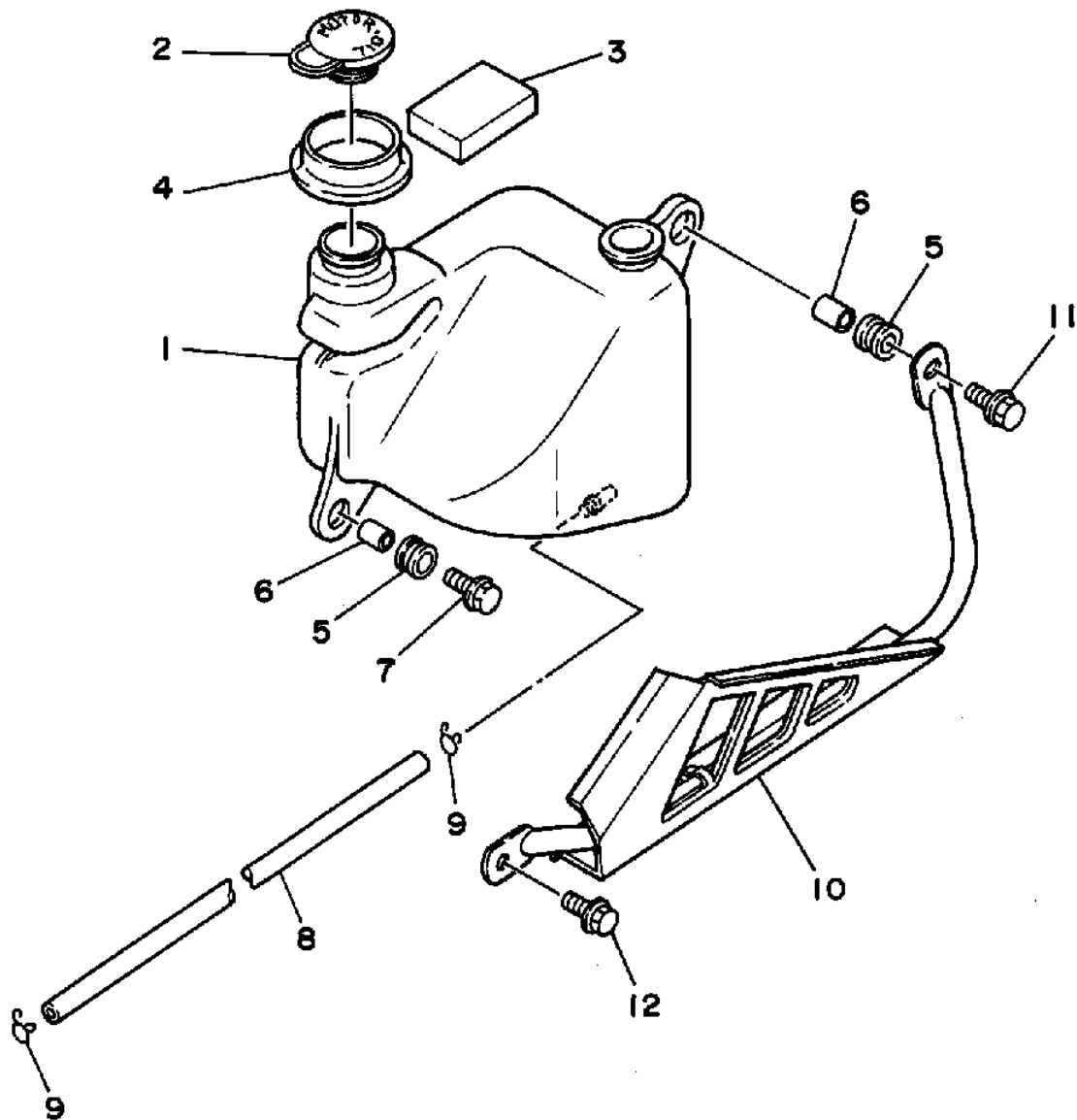


3JM2100-0160

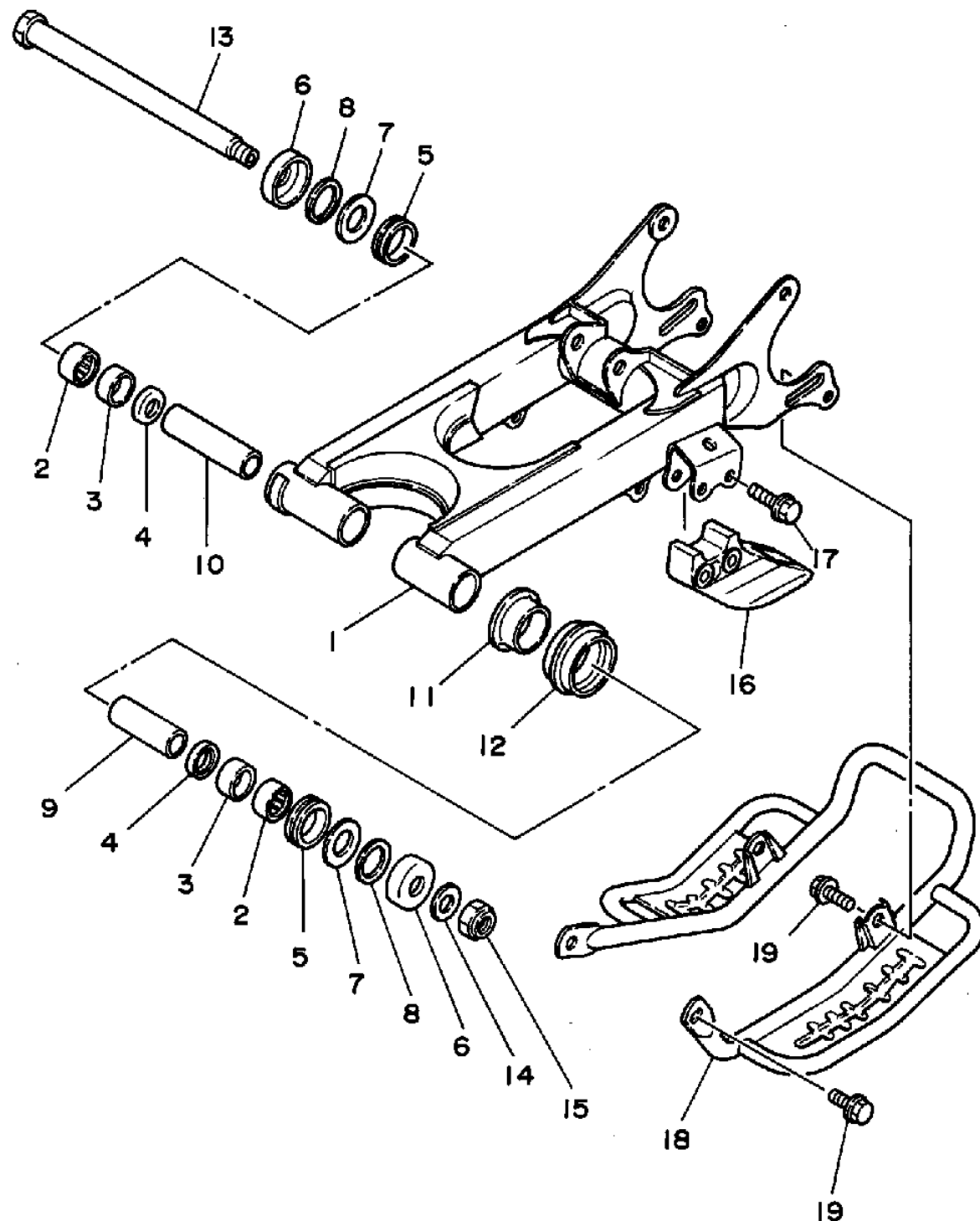
Ref. No.	Part Number	Description	Qty	Remarks
1	2XJ-21611-A0-00	FENDER, REAR	1	UR DEEP REDDISH PURPLE SOLID 1
	2XJ-21611-E0-00	FENDER, REAR	1	UR INK BLUE
2	3JM-21621-00-00	FLAP	1	
3	90154-05005-00	SCREW, BINDING	5	
4	92907-05200-00	WASHER	5	
5	95607-05100-00	NUT, U	5	
6	90119-06056-00	BOLT, WITH WASHER	6	
7	90149-06306-00	SCREW	2	
8	90150-06037-00	SCREW, ROUND HEAD	2	
9	95607-06100-00	NUT, U	4	
10	92907-06200-00	WASHER	4	
11	2T4-82131-00-00	BAND, BATTERY	1	
12	93210-61750-00	O-RING	1	
13	2XJ-21614-00-00	STAY, FENDER 2	1	
14	92017-08012-00	BOLT, BUTTON HEAD	1	
15	3JM-21691-00-00	FLAP	1	

OIL TANK

Ref. No.	Part Number	Description	Qty	Remarks
1	2XJ-21751-01-00	TANK, OIL	1	
2	2N3-21771-01-00	BODY, CAP	1	
3	2XJ-21746-00-00	DAMPER	1	
4	90480-48493-00	GROMMET	1	
5	90480-13238-00	GROMMET	2	
6	90387-07391-00	COLLAR	2	
7	95817-06025-00	BOLT, FLANGE	1	
8	90445-096F4-00	HOSE	1	
9	90467-08003-00	CLIP	2	
10	2XJ-2172W-00-00	COVER	1	
11	95817-06025-00	BOLT, FLANGE	1	
12	95817-06025-00	BOLT, FLANGE	1	



2XJ110-8170



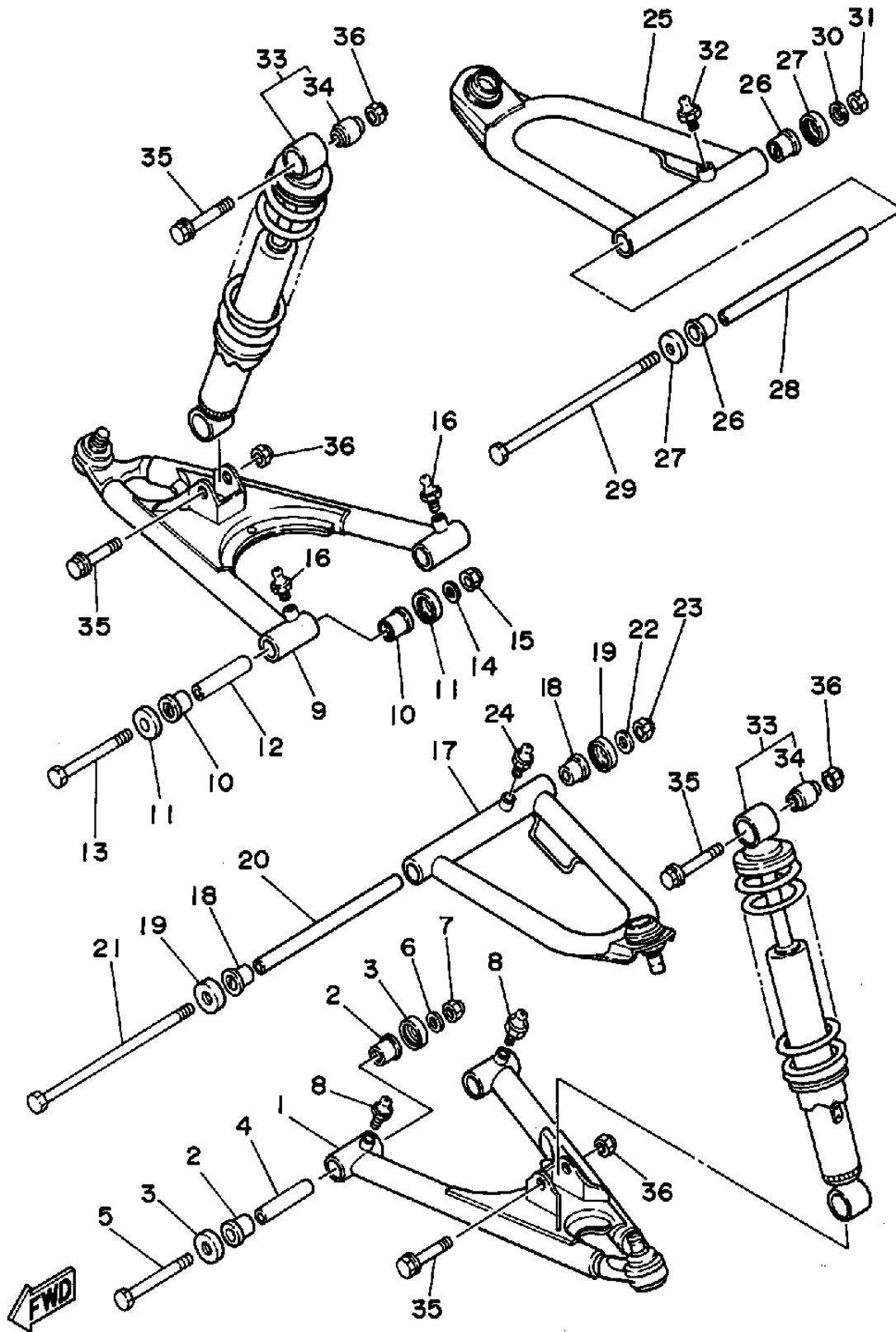
REAR ARM

Ref. No.	Part Number	Description	Qty	Remarks
1	2XJ-22110-00-35	REAR ARM COMP.	1	SILVER
2	93317-32231-00	BEARING	2	
3	90380-22111-00	BUSH, SOLID	2	
4	93106-22019-00	OIL SEAL (DC 22-28-8)	2	
5	93108-35004-00	OIL SEAL (35-41-8)	2	
6	2K6-22128-01-00	COVER, THRUST 1	2	
7	90201-244A9-00	WASHER, PLATE (2.05T)	2	
8	240-22127-00-00	SHIM	1	UN
9	2XJ-22123-00-00	BUSH 1	1	
10	2XJ-22124-00-00	BUSH 2	1	
11	2GU-22155-00-00	PIPE	1	
12	2GU-22151-10-00	SEAL, GUARD	1	
13	2JN-22141-00-00	SHAFT, PIVOT	1	
14	90201-14218-00	WASHER, PLATE	1	
15	90185-14070-00	NUT, SELF-LOCKING	1	
16	38W-22199-00-00	SUPPORT, CHAIN	1	
17	95807-08040-00	BOLT, FLANGE	2	
18	2XJ-2219X-00-00	COVER	1	
19	95827-08012-00	BOLT, FLANGE	4	



2XJ110-8180

FRONT SUSPENSION - WHEEL

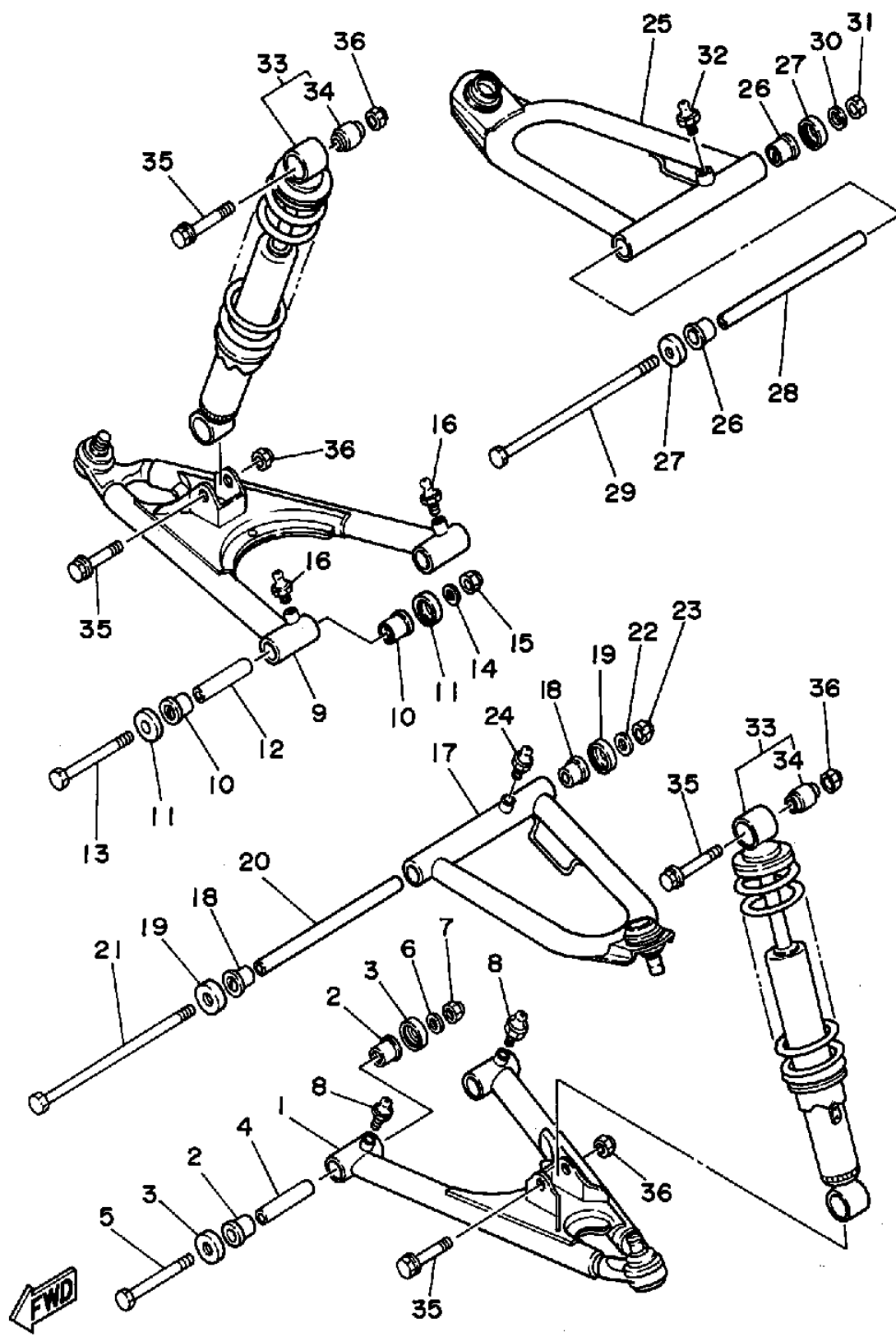


2XJ110-8200

Ref. No.	Part Number	Description	Qty	Remarks
1	3JM-23570-00-35	FRONT LOWER ARM COMP. (LEFT)	1	SILVER
2	90381-15088-00	BUSH, SOLID	4	
3	1UY-23517-00-00	COVER, THRUST 1	4	
4	90387-101R3-00	COLLAR	2	
5	90101-10655-00	BOLT	2	
6	90201-100F7-00	WASHER, PLATE	2	
7	90185-10120-00	NUT, SELF-LOCKING	2	
8	93700-06M03-00	NIPPLE, GREASE	2	
9	3JM-23580-00-35	FRONT LOWER ARM COMP. (RIGHT)	1	SILVER
10	90381-15088-00	BUSH, SOLID	4	
11	1UY-23517-00-00	COVER, THRUST 1	4	
12	90387-101R3-00	COLLAR	2	
13	90101-10655-00	BOLT	2	
14	90201-100F7-00	WASHER, PLATE	2	
15	90185-10120-00	NUT, SELF-LOCKING	2	
16	93700-06M03-00	NIPPLE, GREASE	2	
17	2XJ-23540-00-35	FRONT UPPER ARM COMP. (LEFT)	1	SILVER
18	90381-15088-00	BUSH, SOLID	2	
19	1UY-23517-00-00	COVER, THRUST 1	2	
20	90387-101U6-00	COLLAR	1	
21	336-22141-00-00	SHAFT, PIVOT	1	
22	90201-100F7-00	WASHER, PLATE	1	
23	90185-10120-00	NUT, SELF-LOCKING	1	
24	93700-06M03-00	NIPPLE, GREASE	1	
25	2XJ-23550-00-35	FRONT UPPER ARM COMP. (RIGHT)	1	SILVER
26	90381-15088-00	BUSH, SOLID	2	

CONTINUED ON NEXT FRAME ►

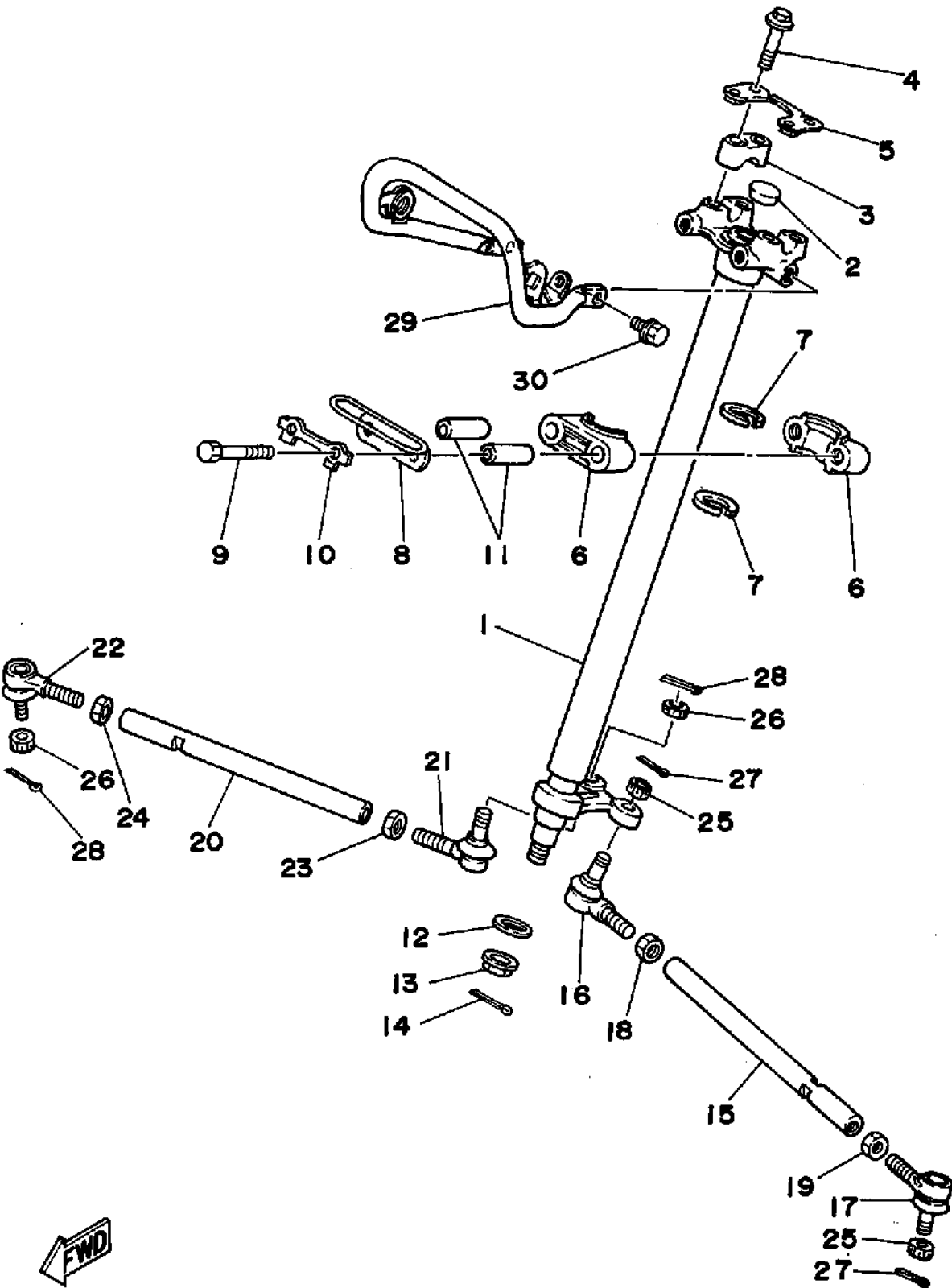
FRONT SUSPENSION - WHEEL



Ref. No.	Part Number	Description	Qty	Remarks
27	1UY-23517-00-00	COVER, THRUST 1	2	
28	90387-101U6-00	COLLAR	1	
29	336-22141-00-00	SHAFT, PIVOT	1	
30	90201-100F7-00	WASHER, PLATE	1	
31	90185-10120-00	NUT, SELF-LOCKING	1	
32	93700-06M03-00	NIPPLE, GREASE	1	
33	2XJ-23350-00-P2	SHOCK ABSORBER ASSEMBLY	2	LIGHT REDDISH YELLOW SOLID 1
34	2XJ-2331R-00-00	. DAMPER, BUSH B	2	
35	90105-10388-00	BOLT, WASHER BASED	4	
36	90185-10060-00	NUT, SELF-LOCKING	4	

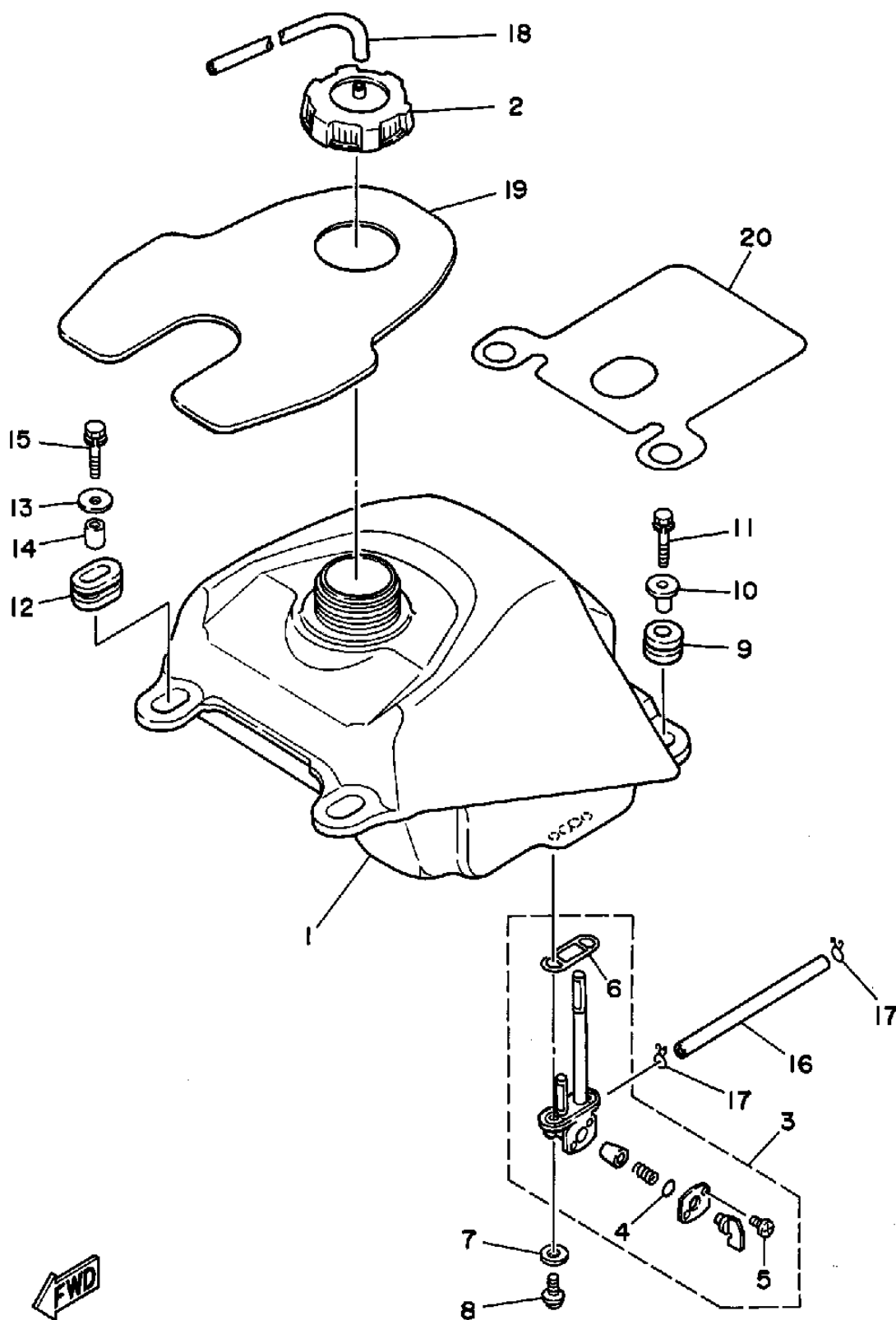
STEERING

Ref. No.	Part Number	Description	Qty	Remarks
30	95816-08014-00	BOLT, flange (95806-08014-00)	4	



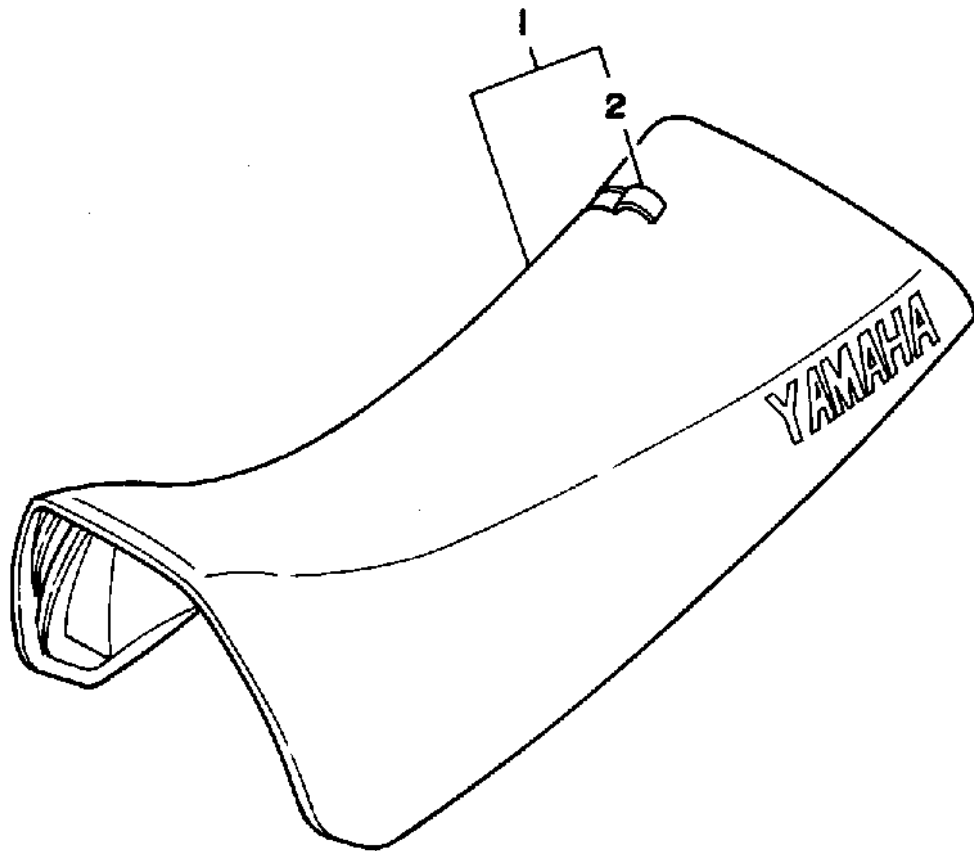

2XJ110-B210

FUEL TANK



Ref. No.	Part Number	Description	Qty	Remarks
1	2XJ-24110-00-00	FUEL TANK COMP.	1	
2	1UY-24610-00-00	CAP ASSEMBLY	1	
3	36R-24500-01-00	FUEL COCK ASSEMBLY 1 ...	1	
4	4X8-24534-00-00	. SEAL, COCK	1	
5	98580-03008-00	. SCREW, PAN HEAD	2	
6	4X8-24512-00-00	. O-RING	1	
7	90202-05187-00	WASHER, PLATE	2	
8	90149-06011-00	SCREW	2	
9	90480-18290-00	GROMMET	2	
10	90387-066H4-00	COLLAR	2	
11	90119-06073-00	BOLT, WITH WASHER	2	
12	90480-01400-00	GROMMET	2	
13	90201-060L5-00	WASHER, PLATE	2	
14	90387-07598-00	COLLAR	2	
15	90119-06073-00	BOLT, WITH WASHER	2	
16	90445-100E9-00	HOSE	1	
17	90467-09006-00	CLIP	2	
18	90445-09111-00	HOSE	1	
19	2XJ-2414H-01-00	DAMPER, PLATE 1	1	
20	3JM-2414J-00-00	DAMPER, PLATE 2	1	

FWD
3JM4110-1220

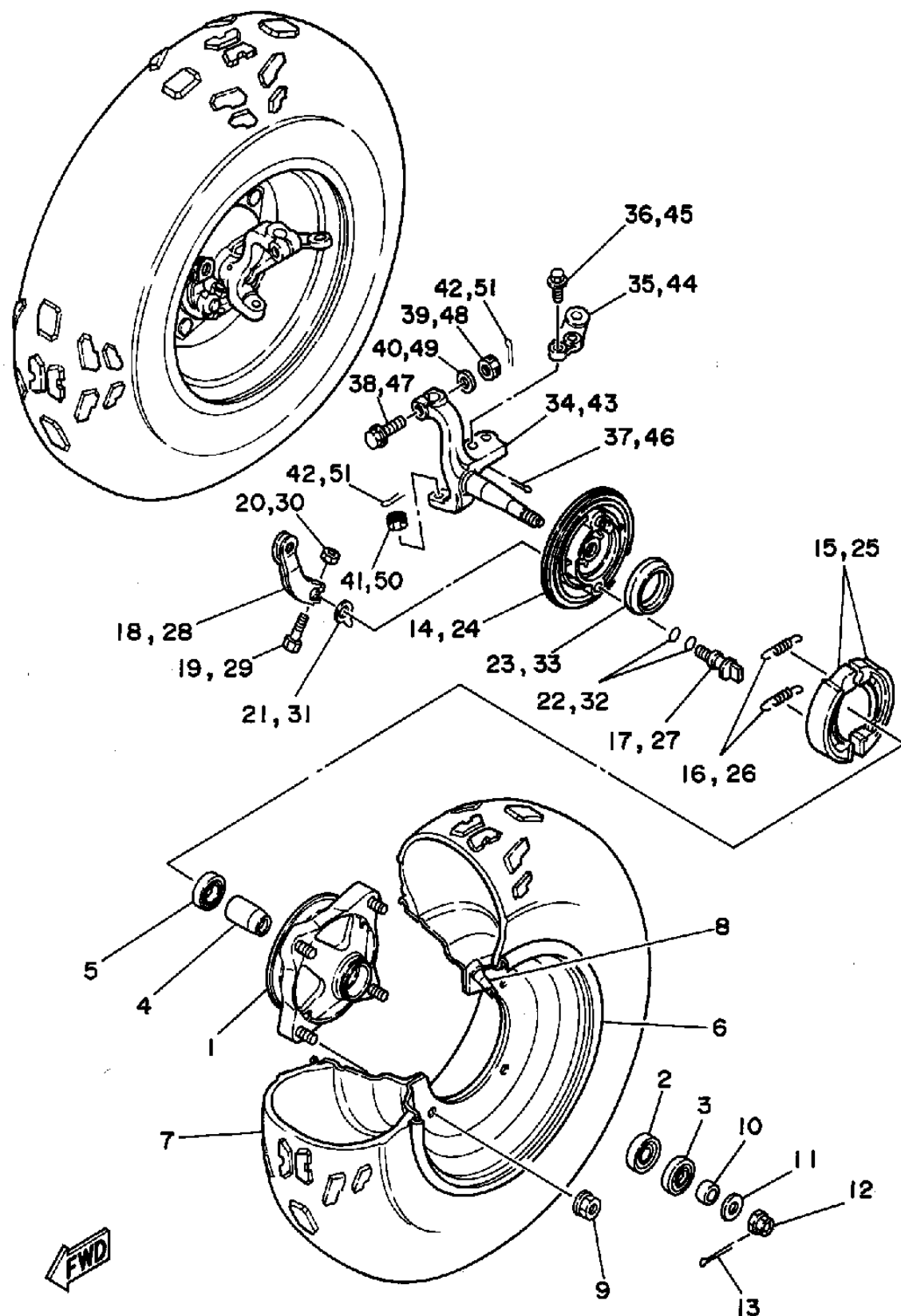


SEAT

Ref. No.	Part Number	Description	Qty	Remarks
1	2XJ-24710-A0-00	SINGLE SEAT ASSEMBLY ...	1	YAMAHA BLACK
2	2XJ-24731-A0-00	. COVER, SEAT	1	YAMAHA BLACK



2XJ110-8230

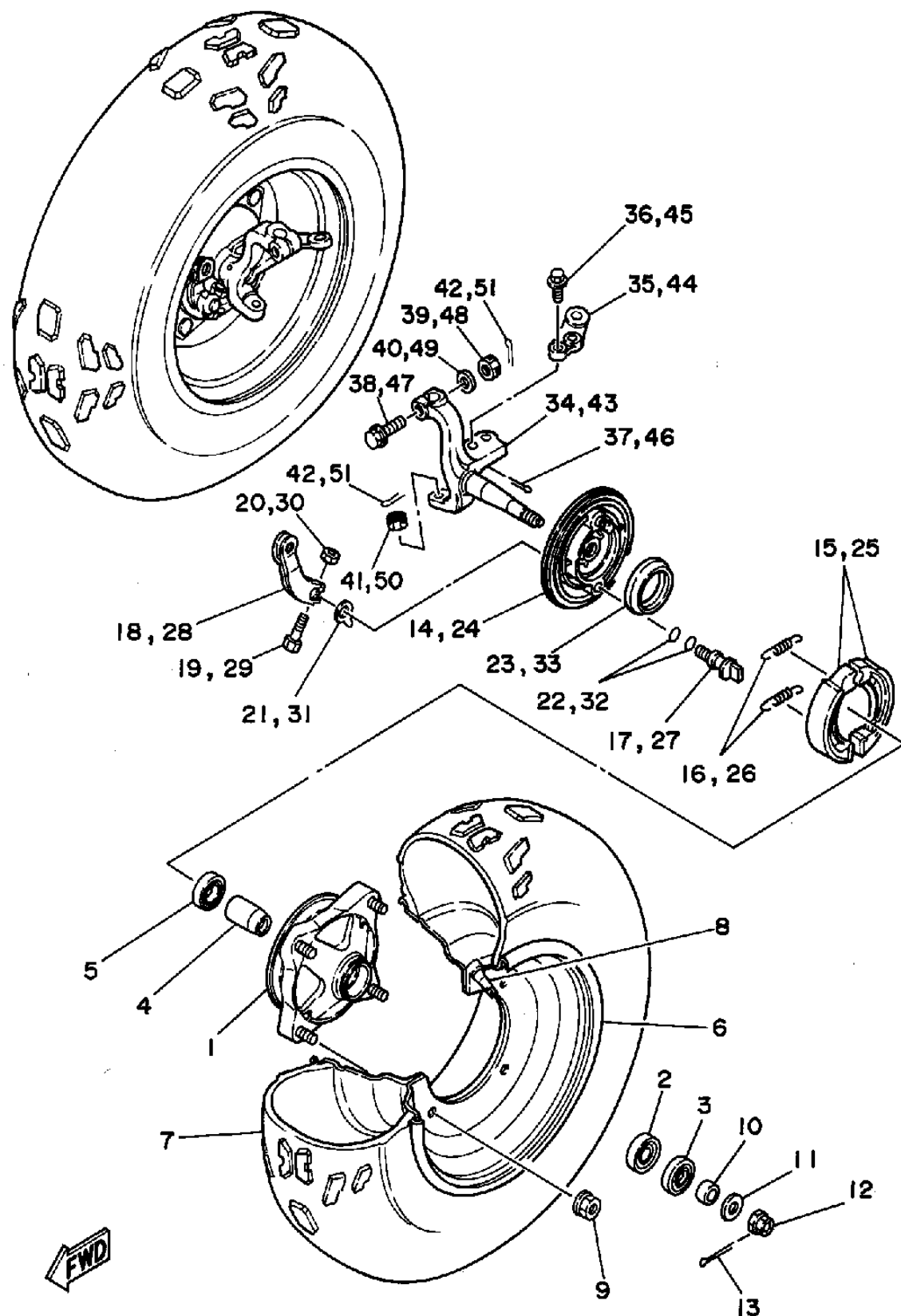


3JM100-9240

FRONT WHEEL

Ref. No.	Part Number	Description	Qty	Remarks
1	2XJ-25111-00-00	HUB, FRONT	2	
2	93306-20209-00	BEARING (B6202)	2	
3	93102-22216-00	OIL SEAL	2	
4	1UY-25117-00-00	SPACER, BEARING	2	
5	93306-90403-00	BEARING	2	
6	2XJ-25180-00-P1	FRONT WHEEL COMP.	2	LIGHT REDDISH YELLOW SOLID 1
7	94107-106W0-00	TIRE (AT21X7-10**KT894A T/L)	2	DUNLOP
8	93900-00030-00	VALVE, RIM	2	
9	95707-10500-00	NUT, FLANGE	8	
10	90387-150R1-00	COLLAR	2	
11	90201-14586-00	WASHER, PLATE	2	
12	90171-14020-00	NUT, CASTLE	2	
13	91401-30030-00	PIN, COTTER	2	
14	2XJ-25121-00-00	PLATE, BRAKE SHOE	1	
15	4BE-W2536-00-00	BRAKE SHOE SET	1	
16	90506-15260-00	SPRING, TENSION	2	
17	5G3-25351-02-00	CAMSHAFT	1	
18	52H-25155-00-00	LEVER, CAMSHAFT 1	1	
19	90101-06278-00	BOLT	1	
20	95307-06600-00	NUT	1	
21	52H-2513A-00-00	PLATE, INDICATOR	1	
22	93210-12790-00	O-RING	2	
23	93105-49023-00	OIL SEAL	1	
24	2XJ-25169-00-00	PLATE, BRAKE SHOE 2	1	
25	4BE-W2536-00-00	BRAKE SHOE SET	1	
26	90506-15260-00	SPRING, TENSION	2	
27	5G3-25351-02-00	CAMSHAFT	1	
28	52H-25156-00-00	LEVER, CAMSHAFT 2	1	

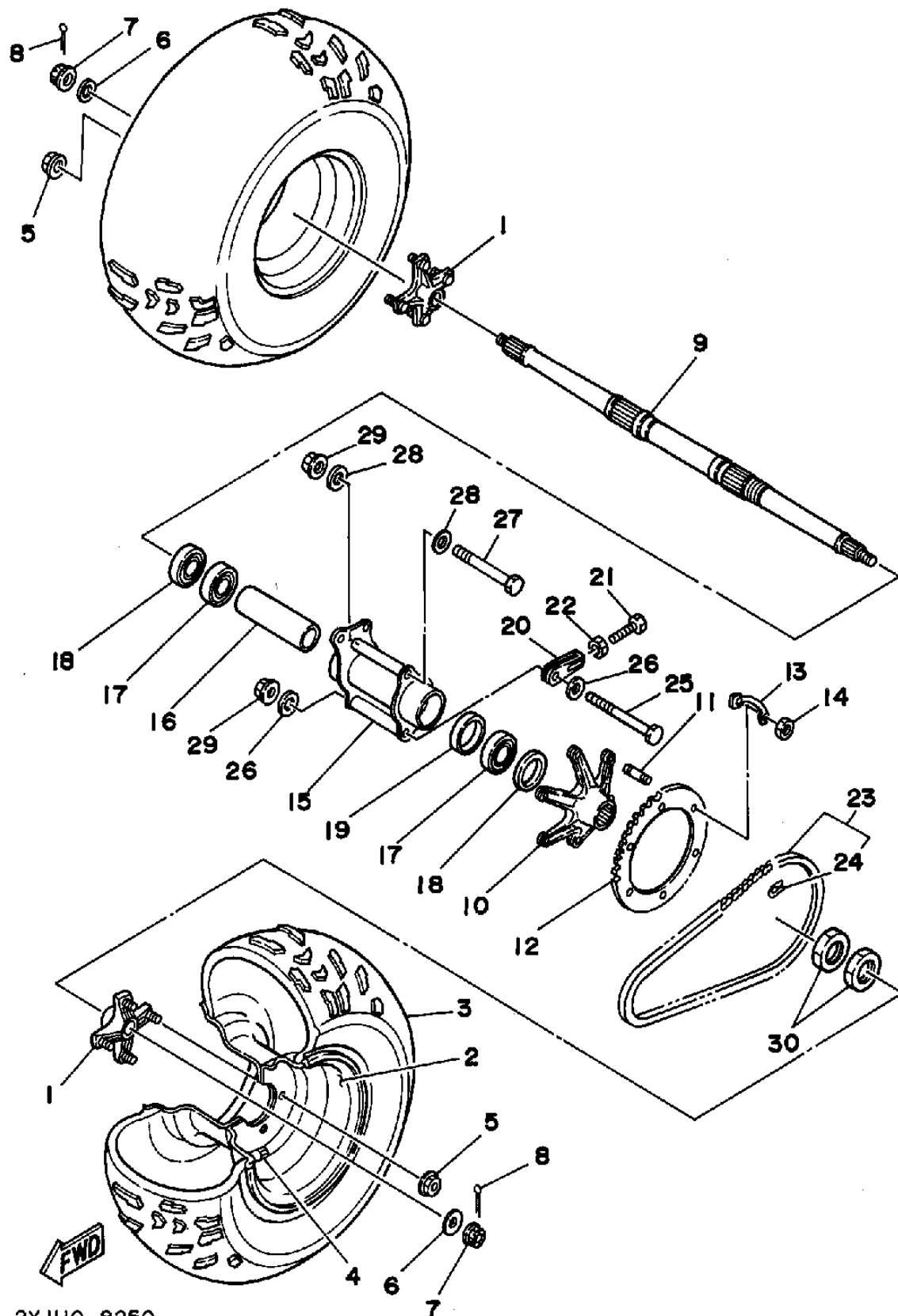
CONTINUED ON NEXT FRAME ►



FRONT WHEEL

Ref. No.	Part Number	Description	Qty	Remarks
29	90101-06278-00	BOLT	1	
30	95307-06600-00	NUT	1	
31	52H-2513A-00-00	PLATE, INDICATOR	1	
32	93210-12790-00	O-RING	2	
33	93105-49023-00	OIL SEAL	1	
34	3JM-23511-00-00	KNUCKLE, STEERING 1	1	
35	2XJ-23512-00-00	ARM, KNUCKLE 1 (LEFT)	1	
36	90105-10507-00	BOLT, WASHER BASED	2	
37	91490-20020-00	PIN, COTTER	2	
38	90105-10549-00	BOLT, WASHER BASED	1	
39	95337-10600-00	NUT	1	
40	90201-100F7-00	WASHER, PLATE	1	
41	90171-10046-00	NUT, CASTLE	1	
42	91490-20020-00	PIN, COTTER	2	
43	3JM-23521-00-00	KNUCKLE, STEERING 2	1	
44	2XJ-23522-00-00	ARM, KNUCKLE 2 (RIGHT) ...	1	
45	90105-10507-00	BOLT, WASHER BASED	2	
46	91490-20020-00	PIN, COTTER	2	
47	90105-10549-00	BOLT, WASHER BASED	1	
48	95337-10600-00	NUT	1	
49	90201-100F7-00	WASHER, PLATE	1	
50	90171-10046-00	NUT, CASTLE	1	
51	91490-20020-00	PIN, COTTER	2	

3JM100-9240



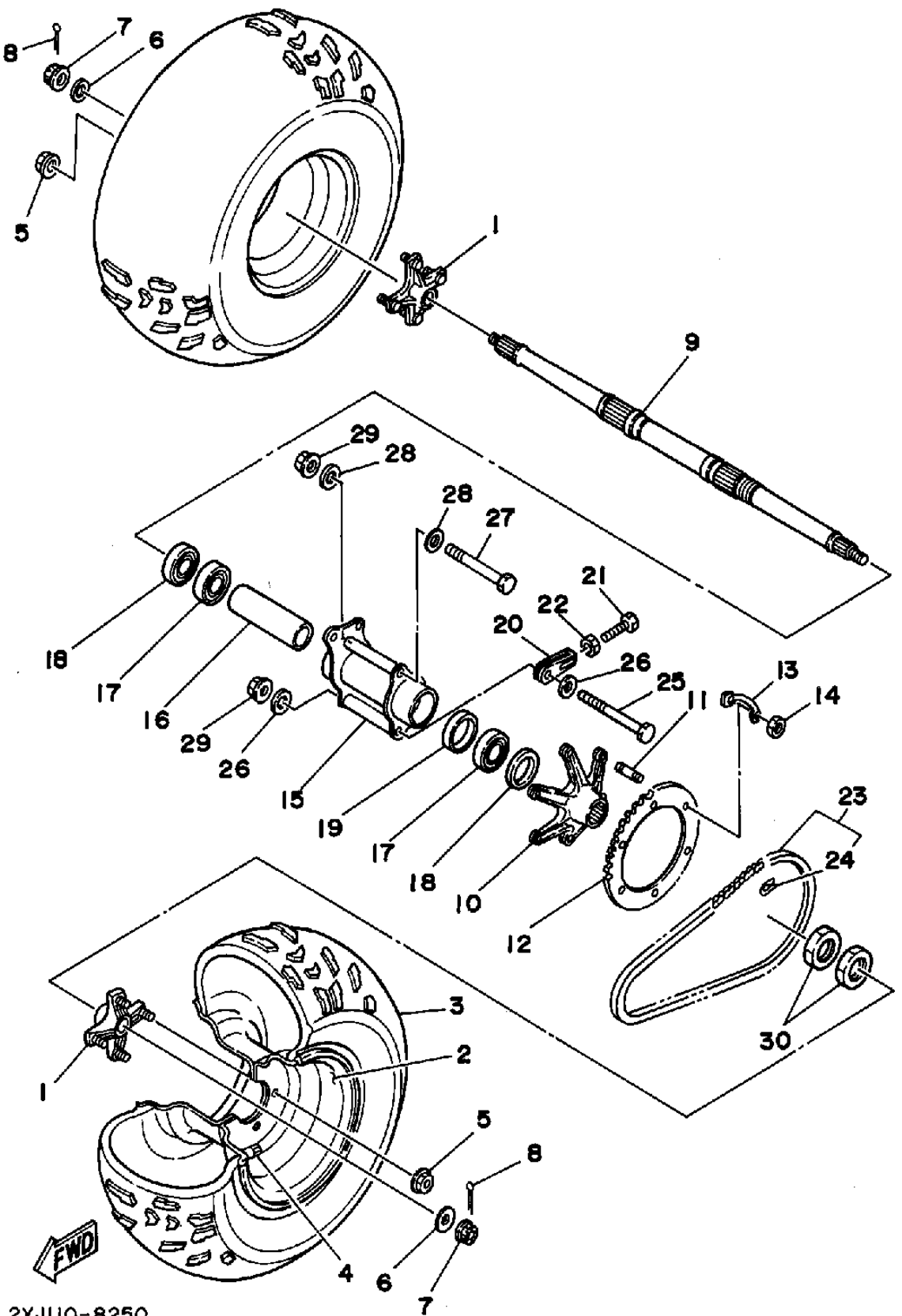
2XJ110-8250

REAR WHEEL

Ref. No.	Part Number	Description	Qty	Remarks
1	2XJ-25383-00-00	COLLAR, WHEEL	2	
2	2VY-25390-00-P1	REAR WHEEL COMP.	2	LIGHT REDDISH YELLOW SOLID 1
3	94110-085W9-00	TIRE (AT21X10-8*KT895A T/L N) ...	2	DUNLOP
4	93900-00030-00	VALVE, RIM	2	
5	95707-10500-00	NUT, FLANGE	8	
6	90201-141A3-00	WASHER, PLATE	2	
7	90171-14037-00	NUT, CASTLE	2	
8	91401-30030-00	PIN, COTTER	2	
9	2XJ-25381-00-00	AXLE, WHEEL	1	
10	2XJ-25386-00-00	COLLAR, SPROCKET AXLE ..	1	
11	90116-08507-00	BOLT, STUD	6	
12	2XJ-25440-20-00	SPROCKET, DRIVEN (40T) ...	1	
13	2XJ-25412-00-00	WASHER	3	
14	90170-08258-00	NUT	6	
15	2XJ-25311-00-35	HUB, REAR	1	SILVER
16	2XJ-25317-00-00	SPACER, BEARING	1	
17	93306-00705-00	BEARING	2	
18	93106-42026-00	OIL SEAL	2	
19	90387-561U7-00	COLLAR	1	
20	2XJ-25388-00-00	PULLER, CHAIN 1	2	
21	90101-08615-00	BOLT	2	
22	95307-08600-00	NUT	2	
23	94581-08092-00	CHAIN	1	
24	94681-08011-00	. JOINT, CHAIN (D.I.D 520V6-FJ)	1	
25	90101-10678-00	BOLT	1	
26	90201-106F2-00	WASHER, PLATE	2	
27	90101-10678-00	BOLT	1	

CONTINUED ON NEXT FRAME ►

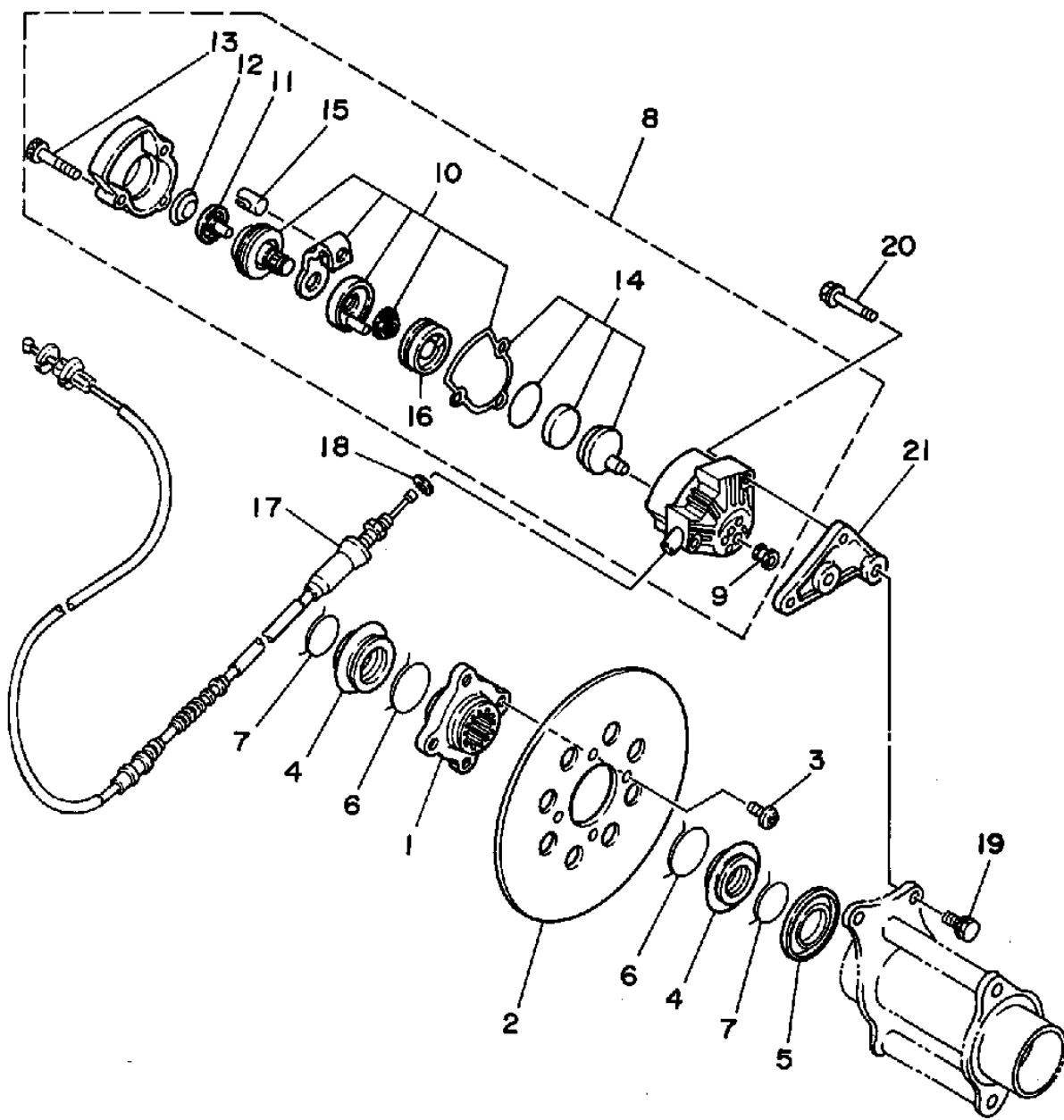
REAR WHEEL



Ref. No.	Part Number	Description	Qty	Remarks
28	90201-106F2-00	WASHER, PLATE	2	
29	95707-10500-00	NUT, FLANGE	2	
30	90170-33376-00	NUT	2	

2XJ110-8250

REAR BRAKE CALIPER

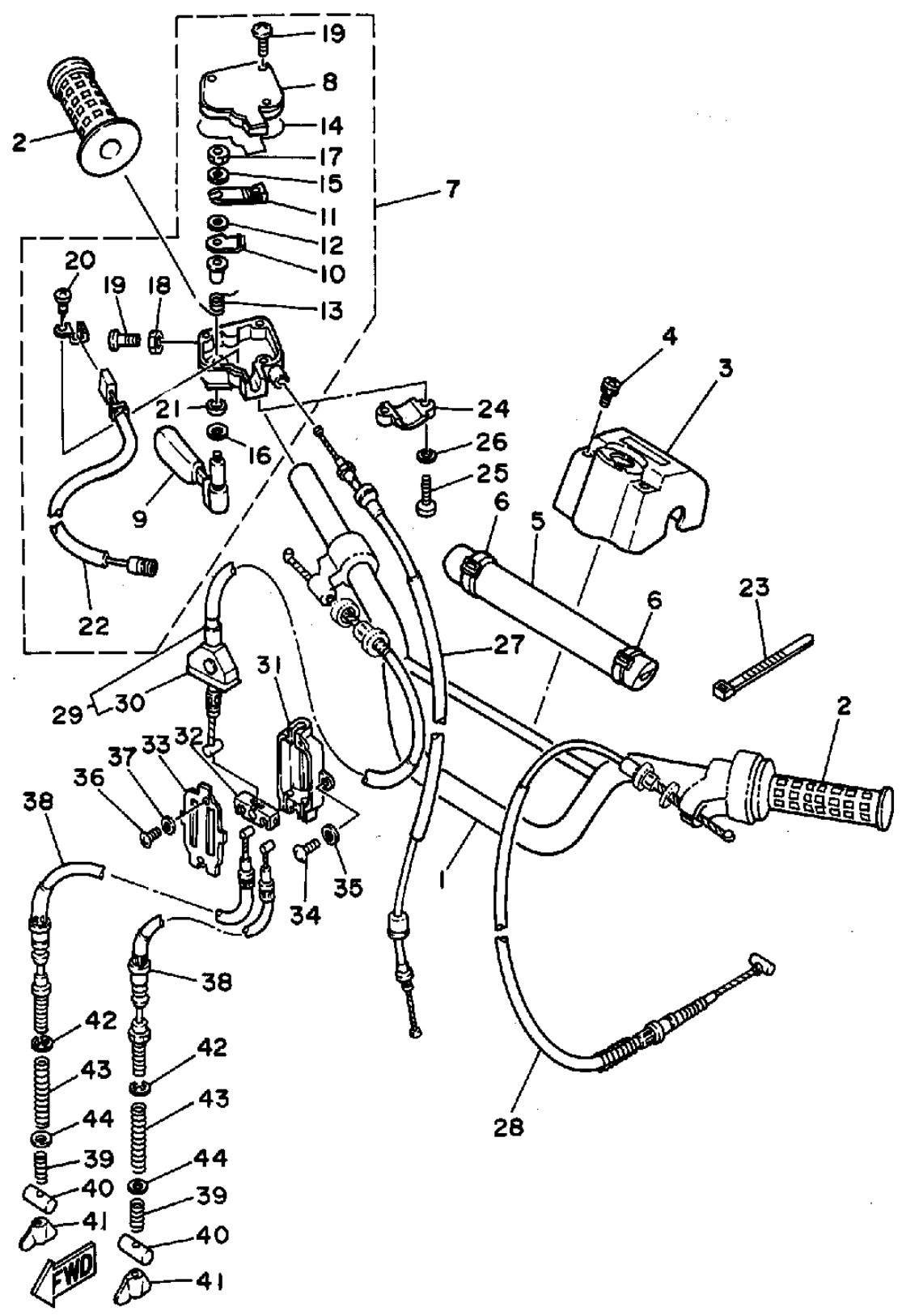


Ref. No.	Part Number	Description	Qty	Remarks
1	2XJ-25712-00-00	BRACKET, DISC	1	
2	2XJ-25831-50-00	DISC, BRAKE	1	
3	90109-081F0-00	BOLT	4	
4	2XJ-25715-00-00	COVER 1	2	
5	2XJ-25367-00-00	COVER, HUB DUST	1	
6	93440-44158-00	CIRCLIP	2	
7	93440-36159-00	CIRCLIP	2	
8	2XJ-25810-50-00	CALIPER ASSEMBLY	1	
9	2XJ-25916-00-00	. PLUG	1	
10	2XJ-25726-01-00	. BRAKE LEVER SET	1	
11	2XJ-25771-00-00	. RATCHET, ADJUSTING	1	
12	2XJ-25772-00-00	. SPRING, RATCHET FIX	1	
13	2XJ-25818-00-00	. BOLT, CALIPER	3	
14	2XJ-25811-00-00	. PAD, CALIPER 2	1	
15	2XJ-25734-00-00	. PIN 1	1	
16	2XJ-25689-00-00	. PLATE, GUIDE	1	
17	2XJ-26351-00-00	CABLE, BRAKE	1	
18	90201-080L7-00	WASHER, PLATE	1	
19	90105-08520-00	BOLT, WASHER BASED	2	
20	90105-08521-00	BOLT, WASHER BASED	2	
21	2XJ-25721-00-00	BRACKET, CALIPER	1	



3JMD110-4260

STEERING HANDLE - CABLE

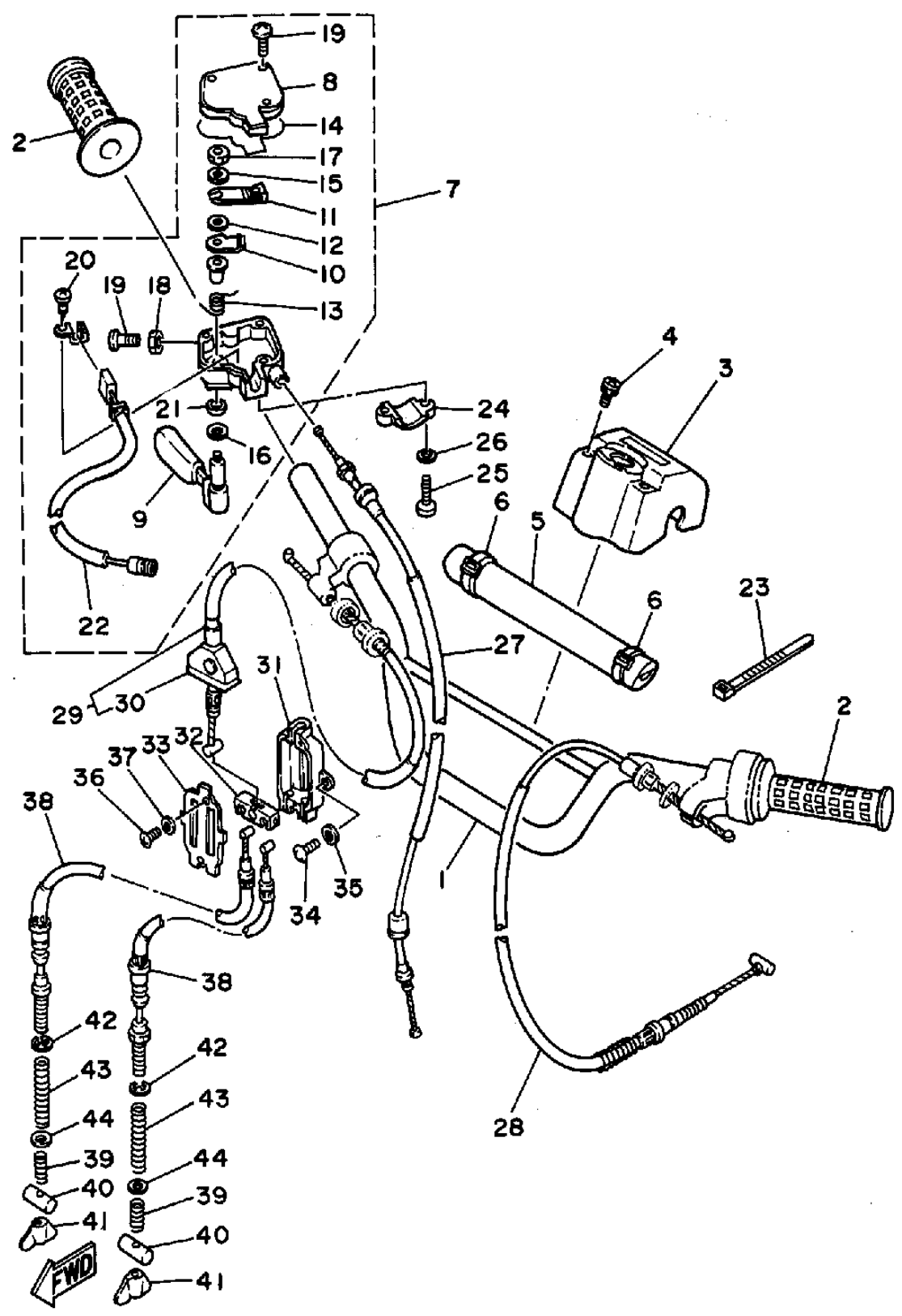


Ref. No.	Part Number	Description	Qty	Remarks
1	2GU-26111-00-00	HANDLEBAR	1	
2	3GB-26241-00-00	GRIP (LEFT)	2	
3	2GU-26124-00-00	PROTECTOR, HANDLEBAR ..	1	
4	90159-06093-00	SCREW, WITH WASHER	2	
5	3GD-2622K-00-00	PROTECTOR 1	1	
6	437-83936-01-00	BAND, SWITCH CORD	2	
7	2GU-26250-01-00	THROTTLE LEVER ASSEMBLY	1	
8	2GU-2628F-00-00	. CAP, GEAR	1	
9	2GU-2625G-01-00	. LEVER, THROTTLE	1	
10	2GU-2625H-00-00	. ARM, THROTTLE	1	
11	2GU-2625J-00-00	. ARM, THROTTLE 2	1	
12	2GU-26259-00-00	. COLLAR	1	
13	2GU-26314-00-00	. SPRING	1	
14	2GU-2628G-00-00	. GASKET	1	
15	2GU-26398-00-00	. WASHER	1	
16	1NV-26129-00-00	. WASHER	1	
17	95612-05100-00	. NUT, U	1	
18	95317-05700-00	. NUT (95302-05700-00)	1	
19	98507-05020-00	. SCREW, PAN HEAD	4	
20	98902-03006-00	. SCREW, BIND	1	
21	93104-09025-00	. OIL SEAL	1	
22	2GU-82567-00-00	. SWITCH, THROTTLE	1	
23	437-83936-01-00	BAND, SWITCH CORD	2	
24	4V4-82913-00-00	HOLDER, LEVER LOWER 1 ...	1	
25	98507-05020-00	SCREW, PAN HEAD	2	
26	92907-05100-00	WASHER, SPRING	2	
27	2XJ-26311-00-00	CABLE, THROTTLE 1	1	
28	2XJ-26335-00-00	CABLE, CLUTCH	1	
29	2XJ-26373-01-00	CABLE, BRAKE 4	1	

CONTINUED ON NEXT FRAME ➤

3JM7110-2270

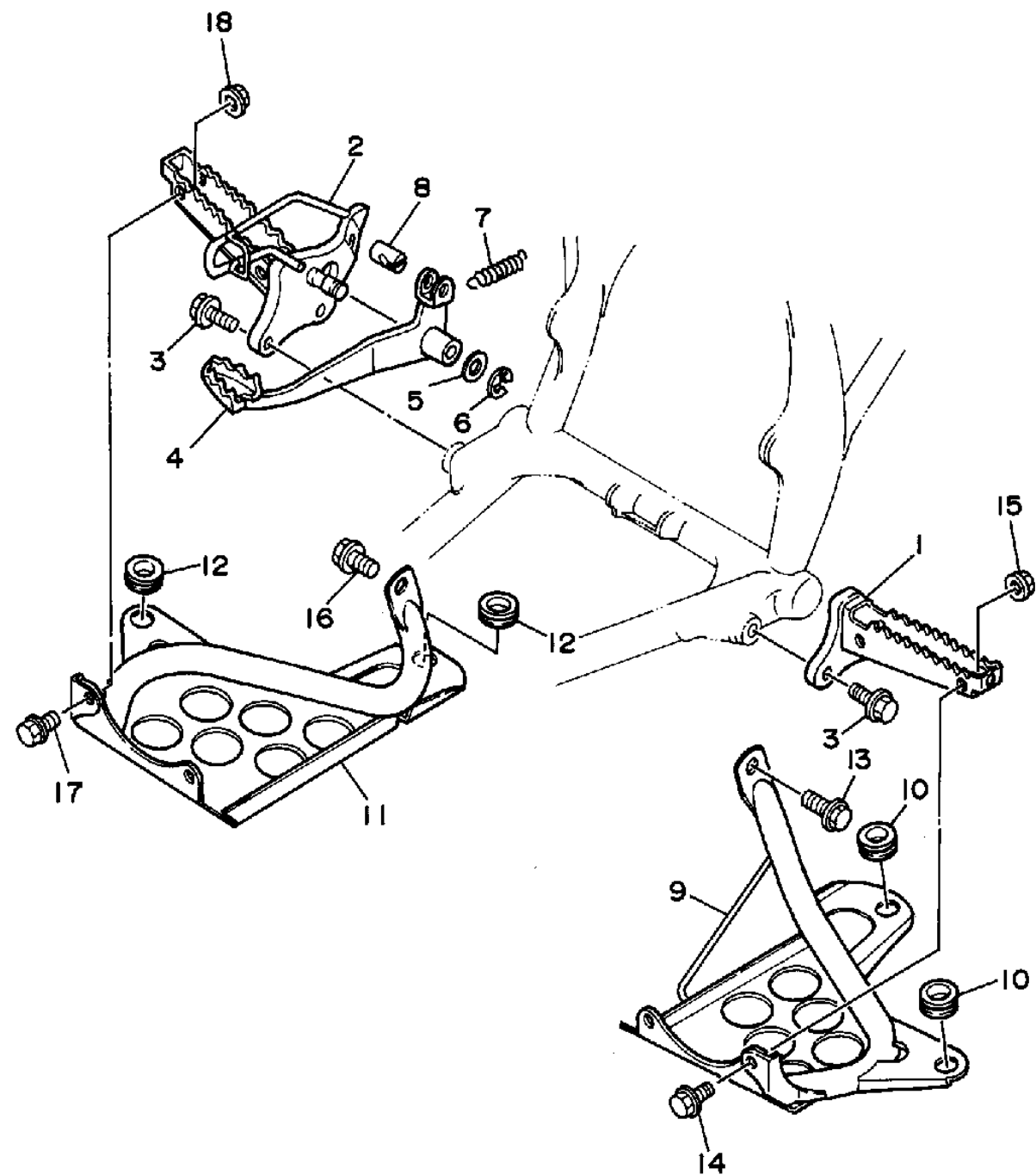
STEERING HANDLE - CABLE



Ref. No.	Part Number	Description	Qty	Remarks
30	52H-26362-00-00	. BOOT	1	
31	52H-26371-00-00	HOUSING, BRAKE LINK	1	
32	52H-26347-01-00	JOINT, CABLE	1	
33	52H-2631G-00-00	PLATE	1	
34	98507-05016-00	SCREW, PAN HEAD	2	
35	92907-05600-00	WASHER, PLATE	2	
36	98507-03008-00	SCREW, PAN HEAD	2	
37	92907-03600-00	WASHER	2	
38	2XJ-26361-01-00	CABLE, BRAKE	2	
39	90501-10782-00	SPRING, COMPRESSION	2	
40	90249-12008-00	PIN	2	
41	90179-06411-00	NUT	2	
42	99009-06600-00	CIRCLIP (93430-06005-00)	2	
43	90501-123A0-00	SPRING, COMPRESSION	2	
44	90209-06265-00	WASHER	2	

3JM7110-2270

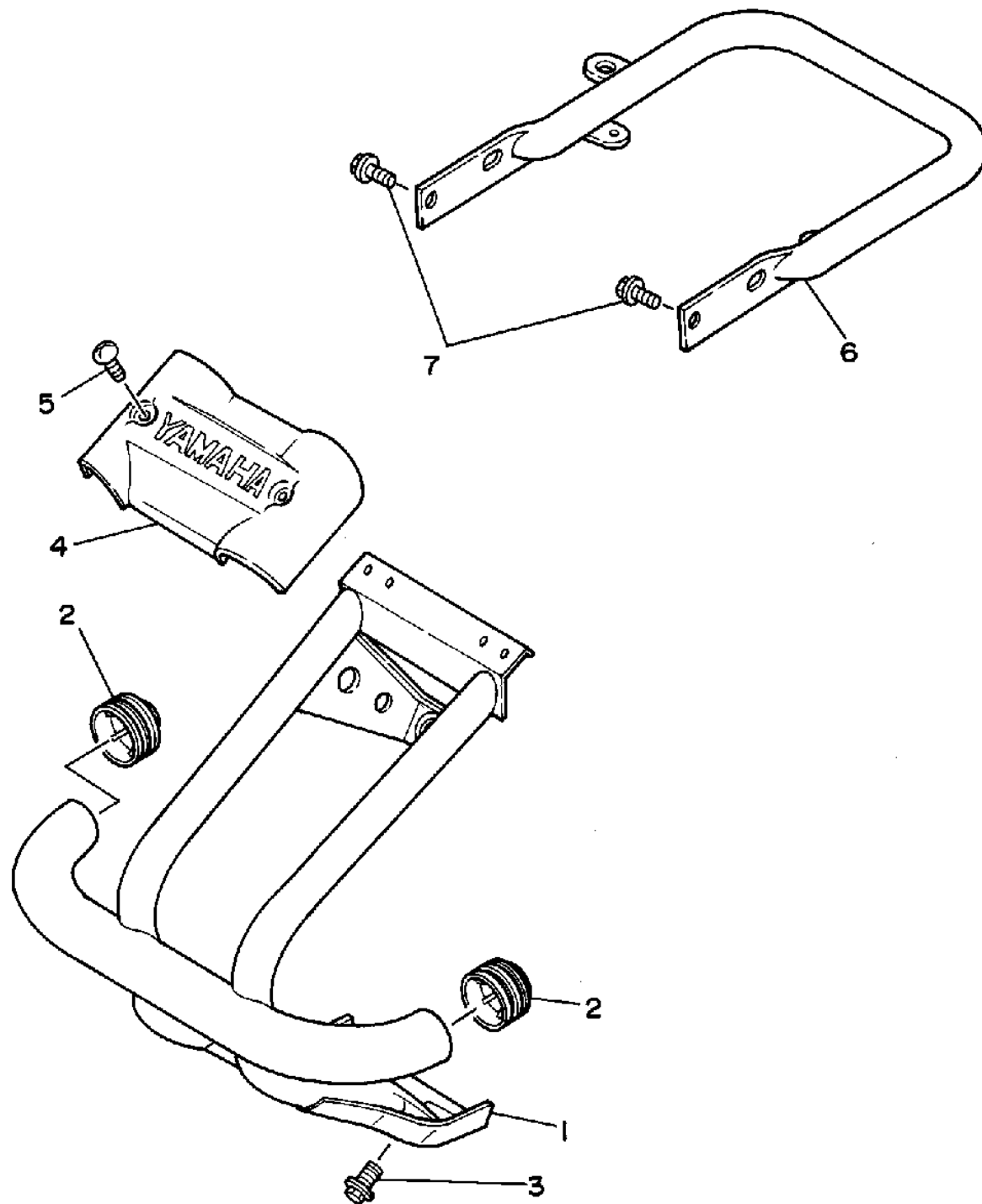
STAND - FOOTREST



Ref. No.	Part Number	Description	Qty	Remarks
1	3JM-27411-01-00	FOOTREST 1	1	
2	3JM-27421-01-00	FOOTREST 2	1	
3	95817-10025-00	BOLT, FLANGE	4	
4	3JM-27211-10-00	PEDAL BRAKE	1	
5	90201-15797-00	WASHER, PLATE	1	
6	93430-12008-00	CIRCLIP	1	
7	90506-20193-00	SPRING, TENSION	1	
8	90249-14202-00	PIN	1	
9	3JM-27445-00-00	PLATE 1	1	
10	90480-18411-00	GROMMET	2	
11	3JM-27446-00-00	PLATE 2	1	
12	90480-18411-00	GROMMET	2	
13	95827-08016-00	BOLT, FLANGE	1	
14	92017-08016-00	BOLT, BUTTON HEAD	2	
15	95707-08500-00	NUT, FLANGE	2	
16	95827-08016-00	BOLT, FLANGE	1	
17	92017-08016-00	BOLT, BUTTON HEAD	2	
18	95707-08500-00	NUT, FLANGE	2	



3JM2100-0280

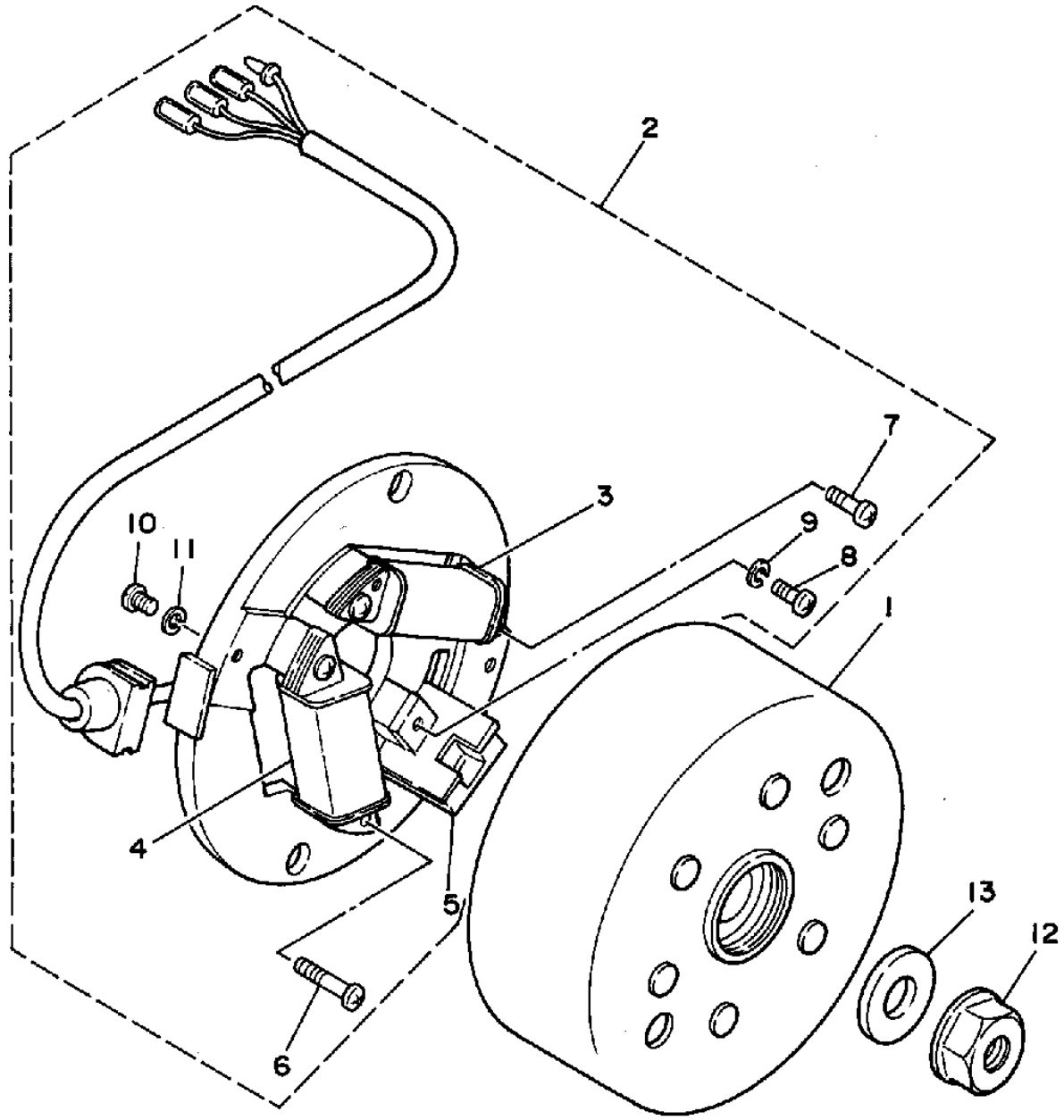


3JMA110-3290

GUARD

Ref. No.	Part Number	Description	Qty	Remarks
1	3JM-2845N-10-00	BAR, CARRY FRONT	1	
2	2HR-28415-00-00	DAMPER 1	2	
3	95817-08016-00	BOLT, FLANGE	3	
4	2XJ-2842M-00-00	COVER 1	1	
5	90154-05059-00	SCREW, BINDING	2	
6	3JM-2845R-00-00	BAR, CARRY REAR	1	
7	95817-08016-00	BOLT, FLANGE	3	

GENERATOR

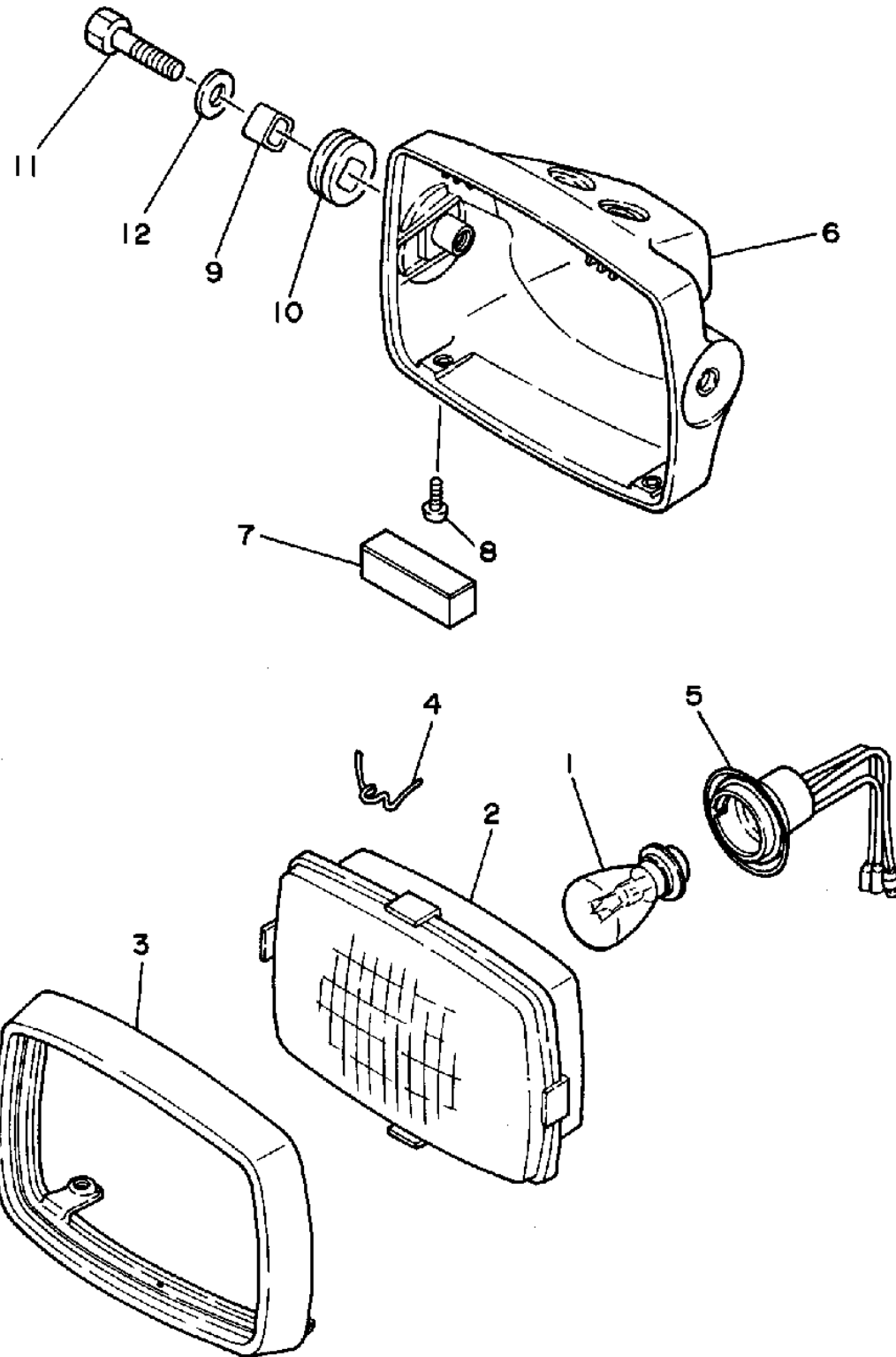


Ref. No.	Part Number	Description	Qty	Remarks
1	2XJ-85550-M0-00	ROTOR ASSEMBLY	1	
2	3JM-85560-00-00	BASE ASSEMBLY	1	
3	37A-85520-M1-00	. COIL, CHARGE	1	
4	2XJ-81313-M0-00	. COIL, LIGHTING 1	1	
5	2AL-85580-M0-00	. COIL, PULSER	1	
6	98511-04020-00	. SCREW, PAN HEAD	2	
7	98517-04012-00	. SCREW, PAN HEAD	2	
8	98580-04010-00	. SCREW, PAN HEAD	1	
9	92901-04100-00	. WASHER, SPRING	1	
10	98580-04008-00	. BOLT, FLANGE	1	
11	92901-04100-00	. WASHER, SPRING	1	
12	90179-12248-00	NUT	1	
13	90201-123L6-00	WASHER, PLATE	1	



3JM2100-0300

HEADLIGHT



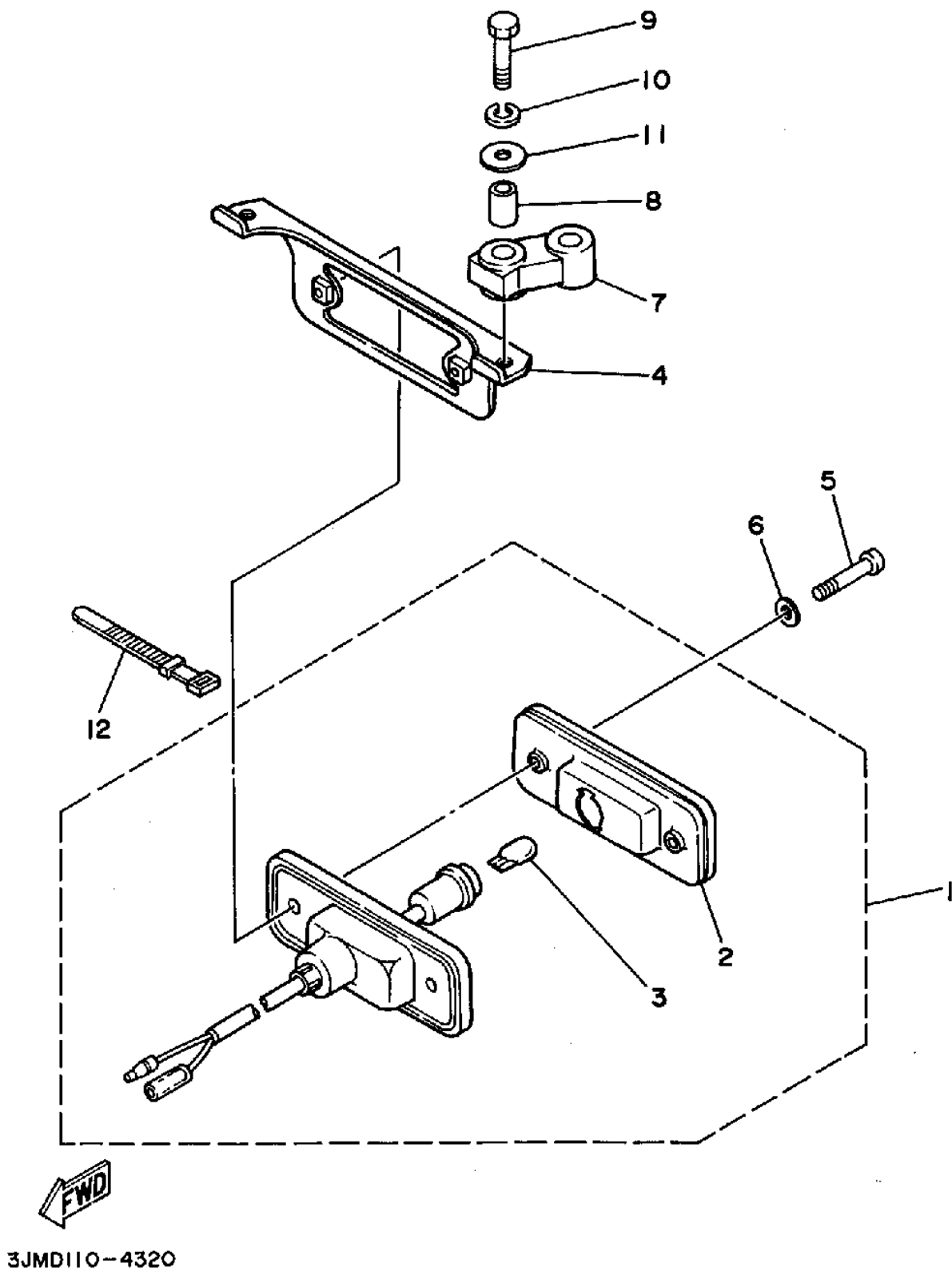
Ref. No.	Part Number	Description	Qty	Remarks
1	21V-84314-00-00	BULB, HEAD LIGHT (12V-45/45W)	1	
2	52H-84320-00-00	LENS ASSEMBLY	1	
3	52H-84315-00-00	RIM, HEADLIGHT	1	
4	52H-84324-00-00	SPRING, REFLECTOR	4	
5	52H-84340-00-00	SOCKET CORD ASSEMBLY 1 .	1	
6	2XJ-84330-00-00	BODY ASSEMBLY	1	
7	5X4-14462-00-00	DAMPER, HEADLIGHT (2XJ-84345-00-00)	1	
8	98507-05012-00	SCREW, PAN HEAD	2	
9	52H-84338-00-00	COLLAR, BODY FITTING	2	
10	52H-84345-00-00	DAMPER, HEADLIGHT	2	
11	97007-08030-00	BOLT	2	
12	90201-08753-00	WASHER, PLATE	2	



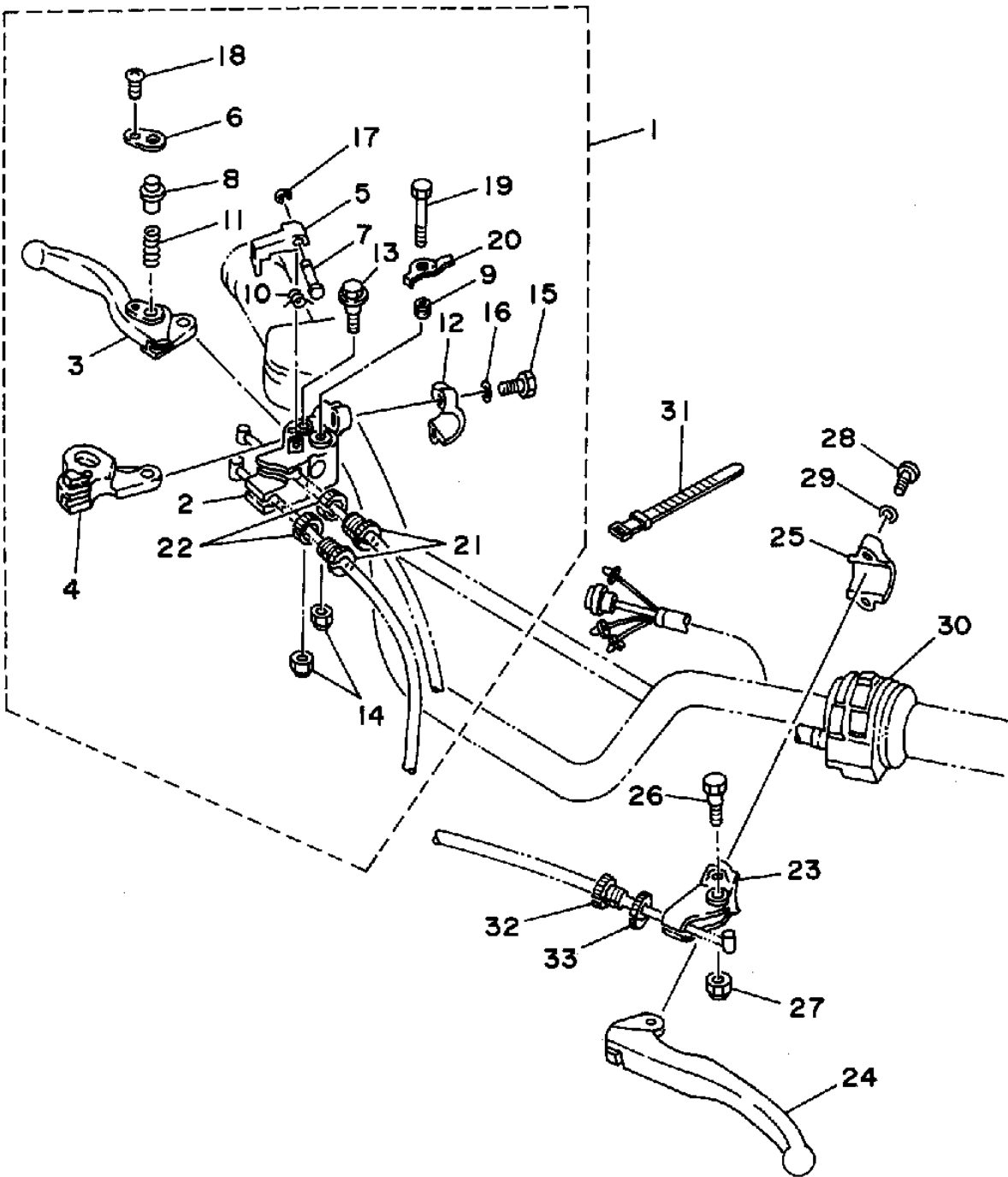
3JM100-9310

TAILLIGHT

Ref. No.	Part Number	Description	Qty	Remarks
1	38W-84710-00-00	TAILLIGHT UNIT ASSEMBLY ..	1	
2	38W-84721-00-00	. LENS, TAILLIGHT	1	
3	3F9-84744-00-00	. BULB (12V-3.8W)	1	
4	1UY-84702-00-00	BRACKET, TAILLIGHT	1	
5	98507-04020-00	SCREW, PAN HEAD	2	
6	92907-04600-00	WASHER	2	
7	38W-84736-00-00	DAMPER, TAIL 1	2	
8	90387-06553-00	COLLAR	4	
9	97007-06025-00	BOLT	4	
10	92907-06600-00	WASHER, PLATE	4	
11	90201-06059-00	WASHER, PLATE	4	
12	437-83936-01-00	BAND, SWITCH CORD	1	



HANDLE SWITCH - LEVER

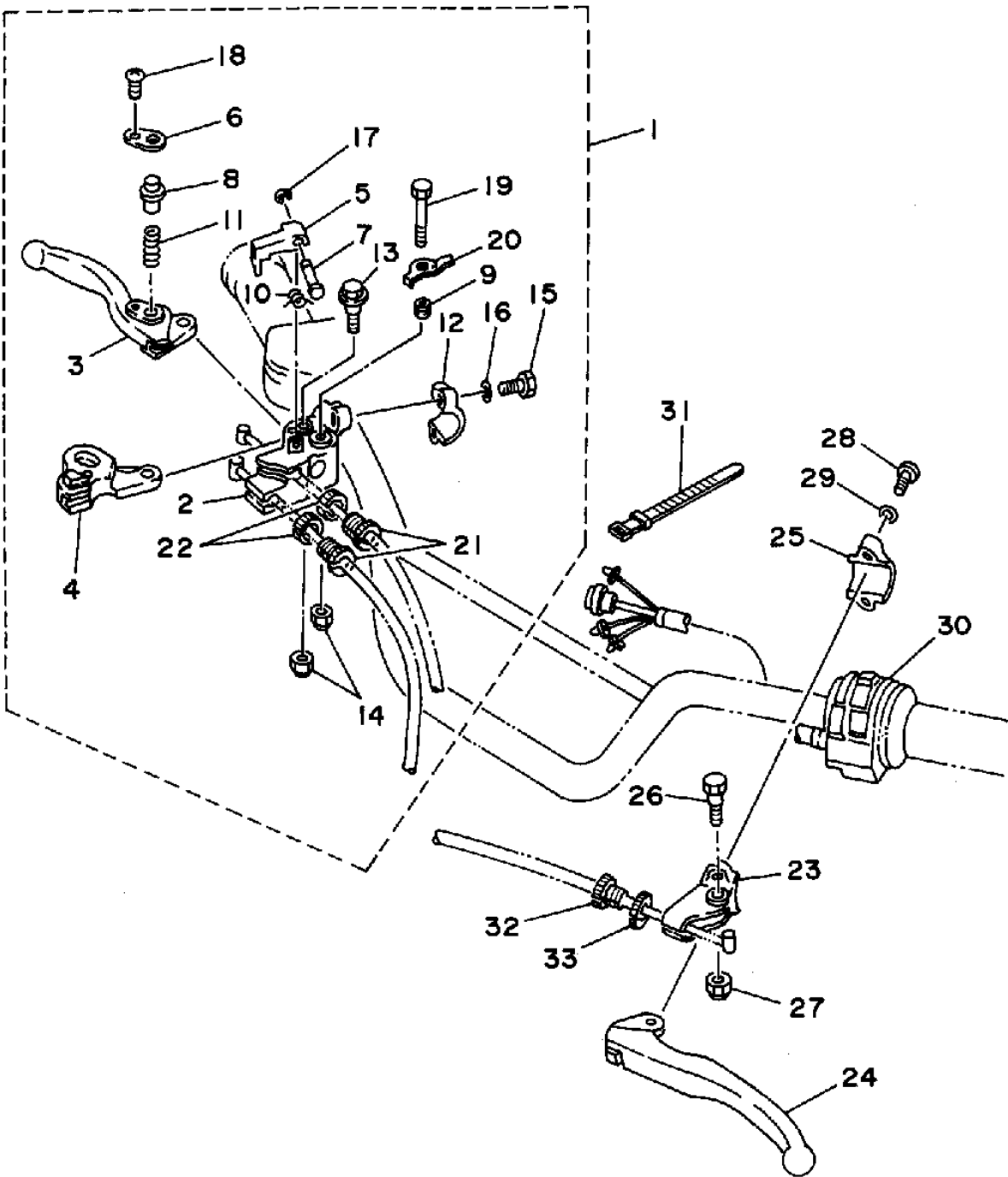


Ref. No.	Part Number	Description	Qty	Remarks
1	3JM-82920-20-00	LEVER HOLDER ASSEMBLY (RIGHT)	1	UR
2	3GH-82921-01-00	. HOLDER, LEVER 2	1	
3	3GH-83922-10-00	. LEVER 2	1	UR
4	3GH-83912-10-00	. LEVER 1	1	UR
5	3JM-83965-00-00	. LEVER, LOCK	1	
6	1UY-83935-10-00	. COVER	1	UR
7	3FA-83967-00-00	. PIN, LOCK 1	1	
8	1UY-83967-10-00	. PIN, LOCK 1	1	UR
9	1UY-83913-00-00	. COLLAR, LEVER 1	1	
10	3GH-83966-00-00	. SPRING, RETURN	1	
11	1UY-83962-00-00	. SPRING	1	
12	2XJ-82913-00-00	. HOLDER, LEVER LOWER 1	1	
13	90109-06797-00	. BOLT	1	
14	95607-06100-00	. NUT, U	2	
15	97017-06025-00	. BOLT	2	
16	92907-06100-00	. WASHER, SPRING	2	
17	3FA-26466-00-00	. RING, SNAP	1	
18	98507-03008-00	. SCREW, PAN HEAD	1	
19	95817-06040-00	. BOLT, FLANGE	1	
20	3JM-8331L-10-00	. PLATE, STOPPER	1	
21	90123-08046-00	. BOLT	2	
22	90179-08148-00	. NUT	2	
23	38V-82911-00-00	HOLDER, LEVER 1	1	
24	23X-83912-00-00	LEVER 1	1	UR
25	38V-82913-00-00	HOLDER, LEVER LOWER 1	1	
26	90109-06799-00	BOLT	1	
27	95607-06100-00	NUT, U	1	
28	98507-05020-00	SCREW, PAN HEAD	2	

CONTINUED ON NEXT FRAME ➤


3JM7110-2330

HANDLE SWITCH - LEVER

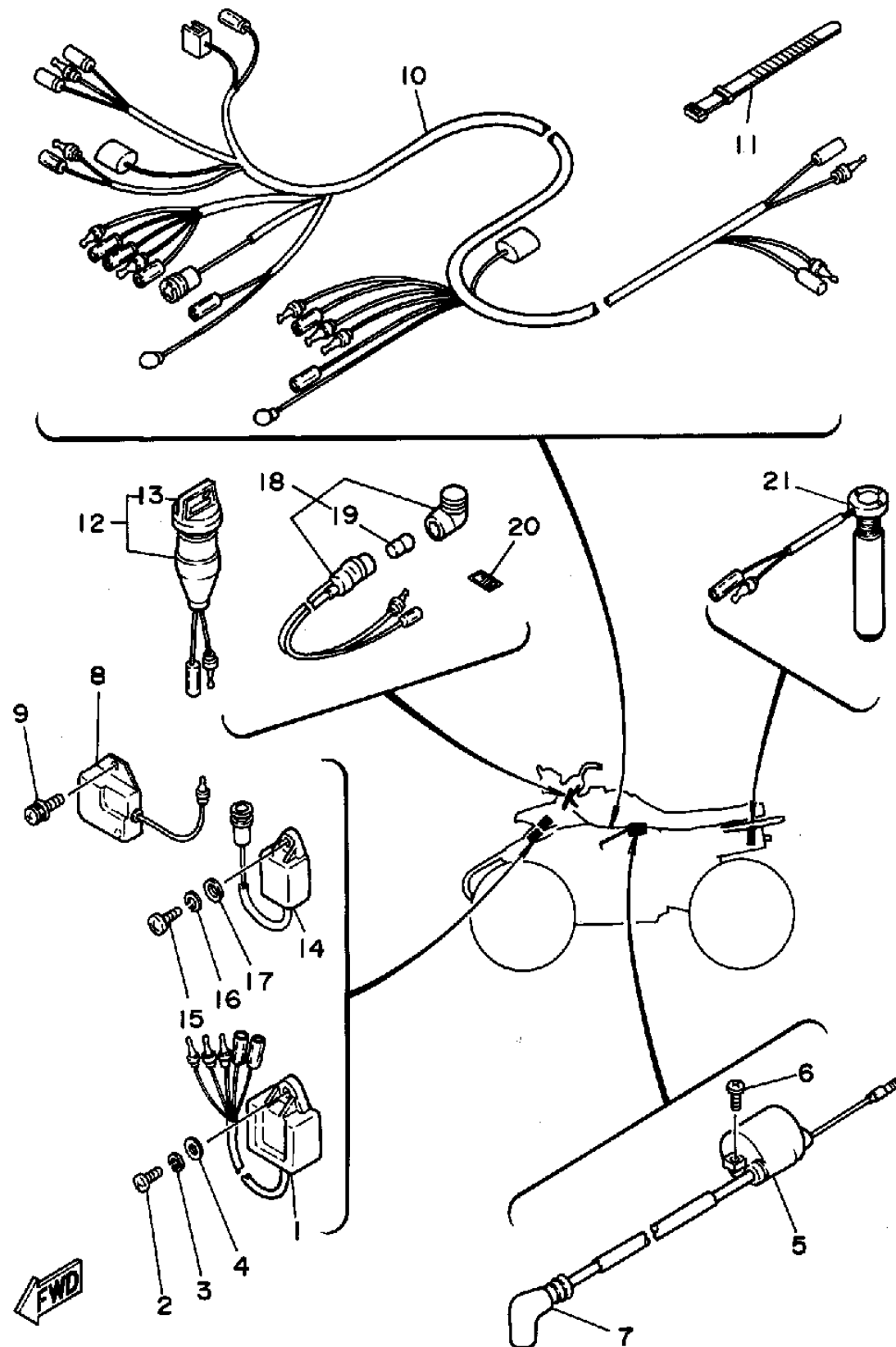


Ref. No.	Part Number	Description	Qty	Remarks
29	92907-05100-00	WASHER, SPRING	2	
30	2XJ-83975-01-00	SWITCH, HANDLE 2	1	
31	437-83936-01-00	BAND, SWITCH CORD	2	
32	90123-08046-00	BOLT	1	
33	90179-08148-00	NUT	1	



3JM7110-2330

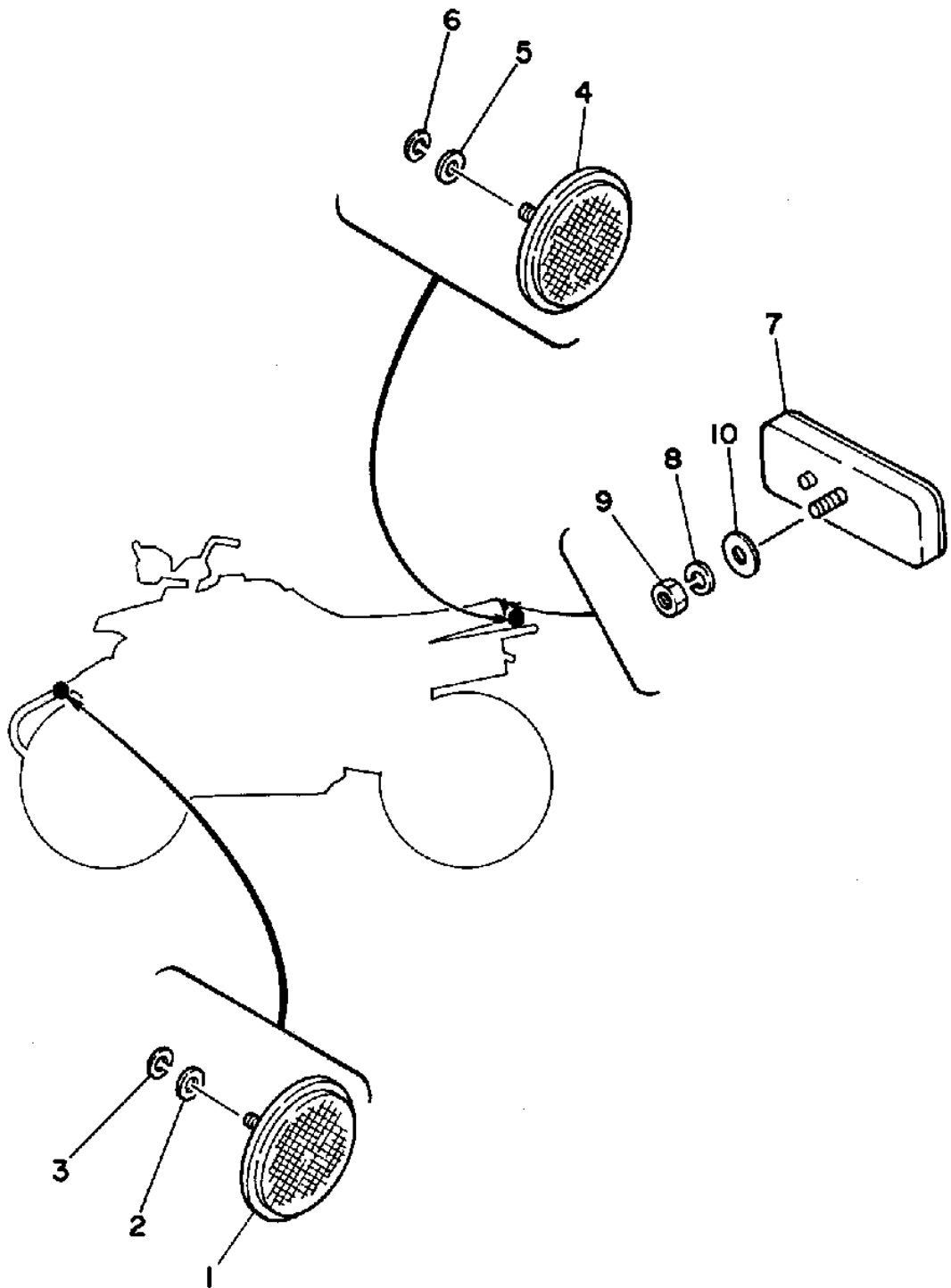
ELECTRICAL 1



3JMG11Q-5360

Ref. No.	Part Number	Description	Qty	Remarks
1	3FL-85540-00-00	C.D.I. UNIT ASSEMBLY	1	
2	98507-06020-00	SCREW, PAN HEAD	1	
3	92907-06100-00	WASHER, SPRING	1	
4	92907-06600-00	WASHER, PLATE	1	
5	5M0-82310-M0-00	IGNITION COIL ASSEMBLY ...	1	
6	98507-06016-00	SCREW, PAN HEAD	2	
7	81E-82370-20-00	PLUG CAP ASSEMBLY	1	
8	82F-81910-A0-00	VOLTAGE REGULATOR ASSEMBLY	1	
9	90159-06056-00	SCREW, WITH WASHER	2	
10	2XJ-82590-00-00	WIRE HARNESS ASSEMBLY ..	1	
11	437-83936-11-00	BAND, SWITCH CORD	3	
12	2XJ-82510-01-00	MAIN SWITCH ASSEMBLY ...	1	
13	3HN-82579-00-00	. CAP, KEY	1	
14	2GU-85590-M0-00	CONTROL UNIT ASSEMBLY ..	1	
15	98507-06020-00	SCREW, PAN HEAD	1	
16	92907-06100-00	WASHER, SPRING	1	
17	92907-06600-00	WASHER, PLATE	1	
18	2XJ-83530-00-00	PILOT LIGHT ASSEMBLY	1	
19	2XJ-83516-00-00	. BULB (12V-3.4W)	1	
20	4U3-83585-00-00	LABEL	1	
21	2XJ-85720-01-00	OIL LEVEL GAUGE ASSEMBLY	1	

EMBLEM - LABEL



Ref. No.	Part Number	Description	Qty	Remarks
1	3JN-21568-00-00	LABEL, WARNING	1	
2	3JM-21696-00-00	LABEL, CAUTION	1	
3	3JN-2151H-00-00	LABEL 5	1	
4	3JM-2165A-80-00	GRAPHIC SET, REAR FENDER	1	UR FOR DRPS 1
	3JM-2165A-90-00	GRAPHIC SET, REAR FENDER	1	UR FOR IKB
5	3JM-21570-80-00	GRAPHIC SET, FRONT FENDER	1	UR FOR DRPS 1
	3JM-21570-90-00	GRAPHIC SET, FRONT FENDER	1	UR FOR IKB
6	3FA-2415A-00-00	LABEL, CAUTION	1	
7	3JM-2819R-00-00	TAG, WARNING	1	


3JM100-9350

YFS200G

1995 SERVICE DATA

MODEL / MODEL CODE	YFM200G / 3JM
INITIAL ENGINE NUMBER / FRAME NUMBER	3JM-179101 / JY43JMA0()SA179101
ENGINE:	Air-Cooled, Two-Stroke, Single Cylinder
Bore / Stroke / Number Cylinders / Displacement	66mm / 57mm / 1 / 195cc
Piston Skirt Clearance New / Max	0.035 ~ 0.040mm / 0.1mm
Valve Clearance (Cold): Intake / Exhaust	ø / ø
Oil Type: Above 5°C (40°F)	Yamalube 2* or Equivalent
Oil Type: Below 15°C (60°F)	Yamalube 2* or Equivalent
Capacity: Oil and Filter Change / Oil Change Only	1.3 Lit (1.4 qt) (Autolube Tank) / ø
Oil Filter Part Number	ø
TRANSMISSION:	
Oil Type / Capacity / Drive Chain Free Play	Yamalube 4* or SAE 10W30SE / 650cc / 30 ~ 40mm
MIDDLE GEAR CASE: Oil Type / Capacity	ø / ø
FINAL GEAR CASE: Oil or Grease Type / Capacity	ø / ø
FUEL TANK: Main / Reserve / Fuel Type	9 Lit (2.4 gal) / 2 Lit (0.5 gal) / Unleaded Premium
COOLING SYSTEM: Coolant Type / Mixing Ratio (Liquid)	ø / ø
CARBURETOR:	
Manufacturer / Type / ID Number	Mikuni / VM26SS / 2XJ-01
Main Jet / Pilot Jet / Pilot Screw (Turns Out)	#230 / #32.5 / 1-1/2
Needle Jet / Jet Needle / Clip Position	P-6 (#345) / 5J22 / 2
Slide Cutaway	2.0
Float Height / Fuel Level	21 ±0.5mm / 1 ±0.5mm (With Special Tool)
Idle rpm	1500 ±50
SUSPENSION:	
Front: Toe-In	0 ~ 10mm (0 ~ 0.39 in.)
Oil Type / Level / Quantity	ø / ø / ø
Gas or Air Pressure Min ~ Max / Standard	ø / ø / ø
Rear: Gas or Air Pressure Min ~ Max / Standard	ø / ø / ø
TIRES: Size / Nominal Pressure: Front	AT21X7-10 / 0.27 ~ 0.33 kg-cm ² (3.8 ~ 4.7 psi)
Size / Nominal Pressure: Rear	AT21X10-8 / 0.22 ~ 0.28 kg-cm ² (3.1 ~ 4.0 psi)
CHARGING SYSTEM:	
Battery: Model / Specific Gravity / Charge Rate	ø / ø / ø
Maximum Output	ø
Field Coil Color Code / Ω	ø
Stator Coil Color Code / Ω	ø
Charge Coil Color Code / Ω	ø
IGNITION SYSTEM:	Capacitor Discharge
Ignition Timing	16° @ 3000 rpm
Spark Plug Type	NGK B8ES* or ND W24ES
Spark Plug Gap / Torque / Cap Ω	0.7~0.8mm (0.28~0.32 in.) / 2.5m-k (18 ft-lb) / 5KΩ
Ignition Coil Test Gap / Primary Ω / Secondary Ω	6mm / 1.6Ω ±10% / 6.6KΩ ±20%
Pulser Coil or Pickup Coil Color Code / Ω	W-R ~ B / 20Ω ±20%
Source Coil Color Code / Ω	B-R ~ B / 240Ω ±20%

ø = Does not apply to this model
NA = Information not available

* = Available from YPAD
⊕ = For diagnostic use only

LIGHTING SYSTEM	AC Magneto Generator
Headlight / Taillight / Turn Signal / Indicator	12V45-45W / 12V-3.8W / ø / 12V3.4W
Lighting Coil Color Code / Ω	Y-R ~ B / 0.2Ω ±20%
TORQUE VALUES:	
Front Hub Nut	M14: 7.0 m-k (51 ft-lb)
Steering Knuckle and Ball Joint	M10: 4.8 m-k (35 ft-lb)
Steering Knuckle and Knuckle Arm	M10: 3.8 m-k (27 ft-lb)
Steering Knuckle Arm and Tie Rod	M10: 2.5 m-k (18 ft-lb)
Rear Hub Nut	M14: 12 m-k (87 ft-lb)
Front Wheel Nut	M10: 4.5 m-k (33 ft-lb)
Rear Whgeel Nut	M10: 4.5 m-k (33 ft-lb)
Rear Axle Ring Nut	ø
Clutch Nut	M12: 8.0 m-k (58 ft-lb)
Drain Plug	M12: 2.0 m-k (14 ft-lb)
Drain Plug (Transmission)	M12: 2.0 m-k (14 ft-lb)
Flywheel Nut	M12: 7.3 m-k (53 ft-lb)
Cylinder Head	M8: 2.7 m-k (20 ft-lb)
Engine Mounting: Front and Frame	M10: 4.5 m-k (33 ft-lb)
Rear and Frame	M8: 3.3 m-k (24 ft-lb)
Pivot Shaft	M14: 8.5 m-k (61 ft-lb)
Spark Plug	2.5 m-k (18 ft-lb)
SERVICE LITERATURE:	
Owner's Manual	LIT-11626-09-49
Owner's Manual (Maine & New Hampshire)	LIT-11626-09-50 Supplement to LIT-11626-09-49
Service Manual	LIT-11616-07-20 Same as YFS200U ~ F
Assembly Manual	LIT-11666-07-20 Same as YFS200A ~ F

ø = Does not apply to this model
NA = Information not available

* = Available from YPAD
⊕ = For diagnostic use only