


PARTS CATALOGUE

MODEL YEAR 1994

YFS200F (3JMD)

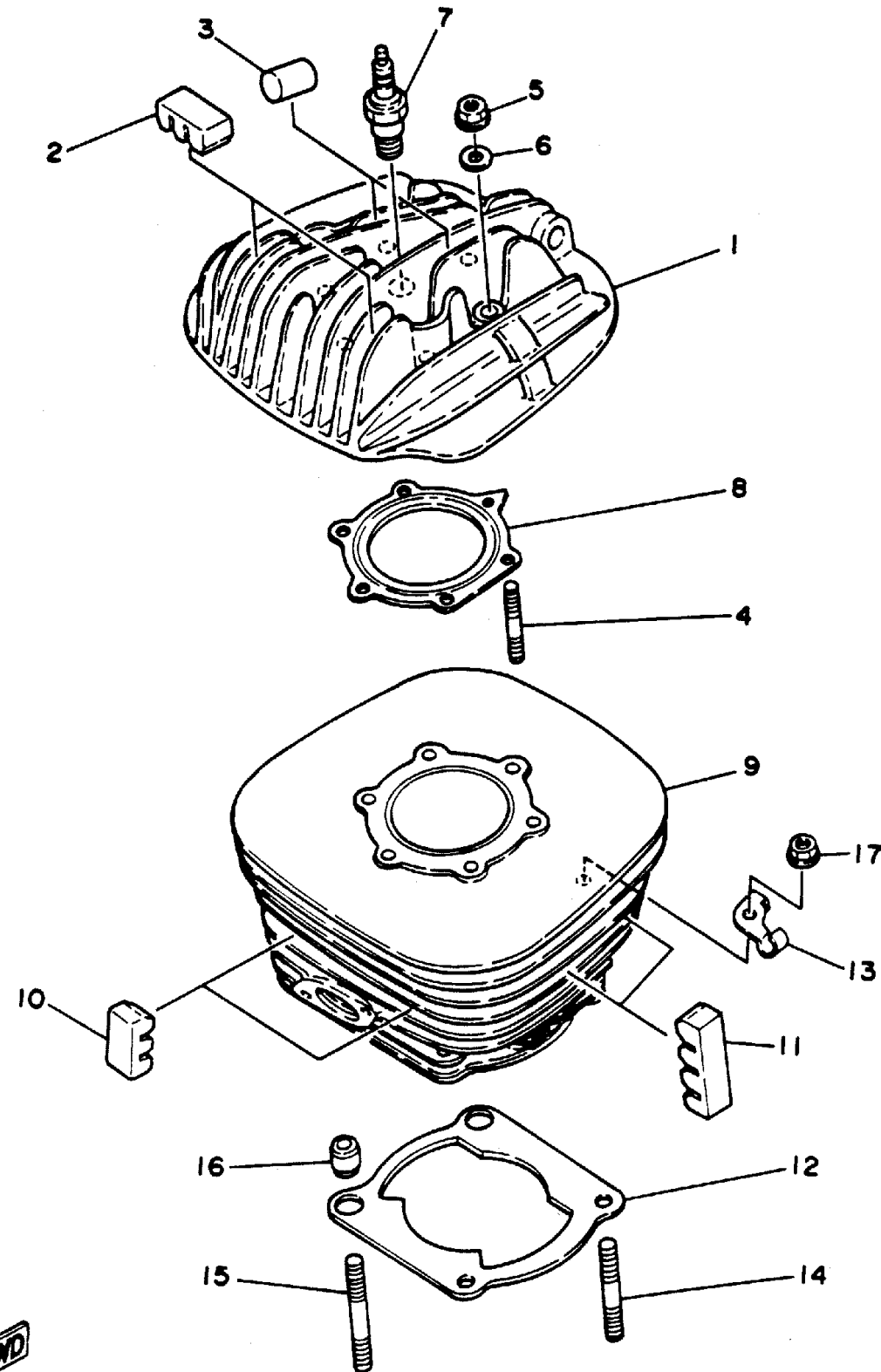
Frame Serial No.	3JM 160101 and following
Engine Serial No.	3JM-160101 and following

PUBLICATION	PART NUMBER	REMARKS
OWNER'S MANUAL	LIT-11626-08-84	
ASSEMBLY	LIT 11666 07 20	
SERVICE MANUAL	LIT-11616-07-20	



YAMAHA
ONLINE
PARTS CATALOGUE

CYLINDER

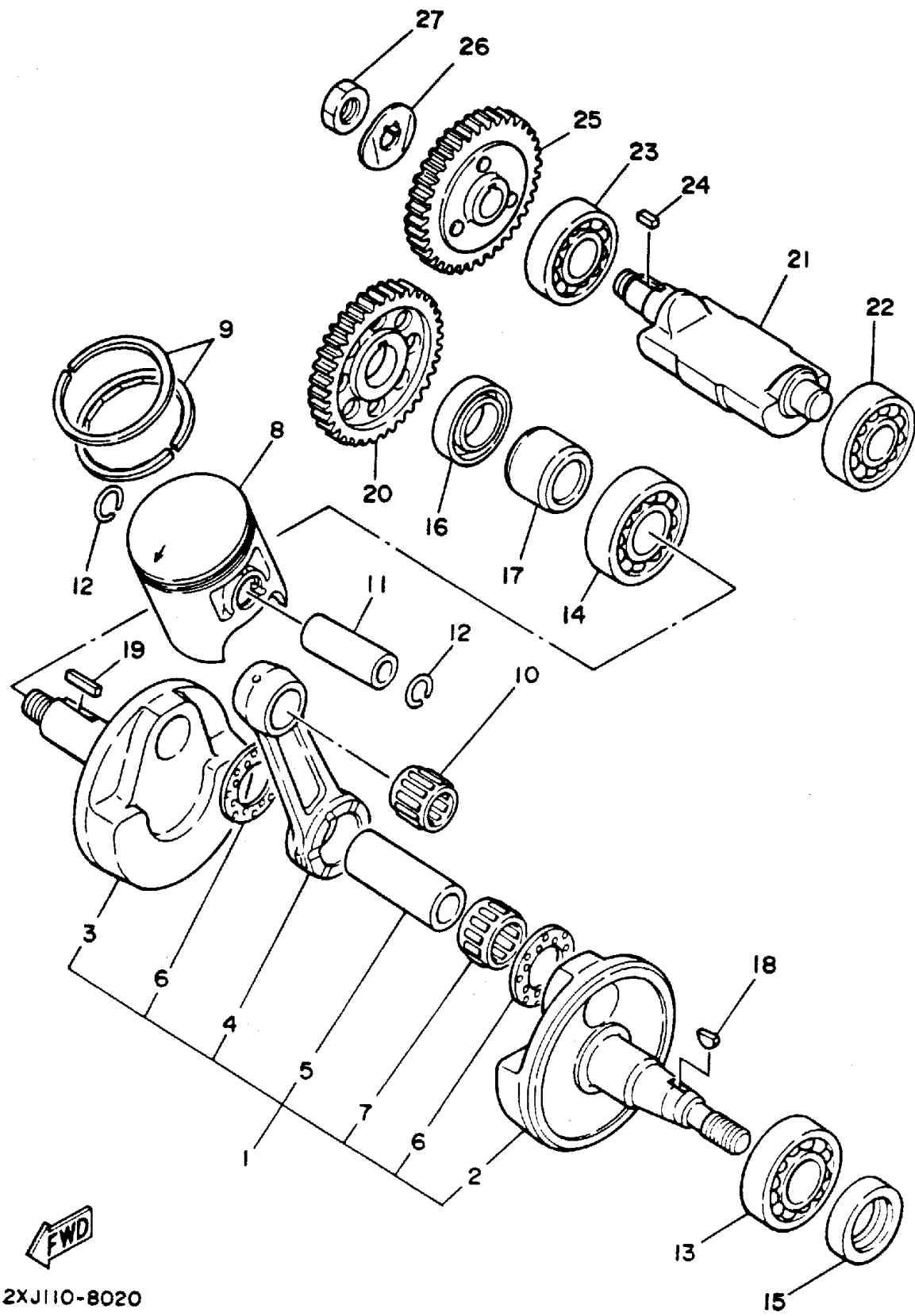


Ref. No.	Part Number	Description	Qty	Remarks
1	2XJ-11111-00-00	HEAD, CYLINDER 1	1	
2	3R9-11162-00-00	ABSORBER 2	2	
3	576-11127-00-00	ABSORBER 3	2	
4	90116-08394-00	BOLT, STUD	6	
5	95333-08600-00	NUT	6	
6	90201-08649-00	WASHER, PLATE	6	
7	NGK-B8ES0-00-00	PLUG, SPARK (NGK B8ES) ...	1	UR
8	2XJ-11181-00-00	GASKET, CYLINDER HEAD 1 .	1	
9	2XJ-11311-01-00	CYLINDER 1	1	
10	3R9-11162-00-00	ABSORBER 2	2	
11	3R6-11162-00-00	ABSORBER 2	4	
12	3JM-11351-00-00	GASKET, CYLINDER	1	
13	10V-1131E-00-00	HOLDER 1	1	
14	90116-08318-00	BOLT, STUD	2	
15	90116-08388-00	BOLT, STUD	2	
16	99510-10114-00	PIN, DOWEL	2	
17	90179-08491-00	NUT, FLANGE	4	



3JM2100-0010

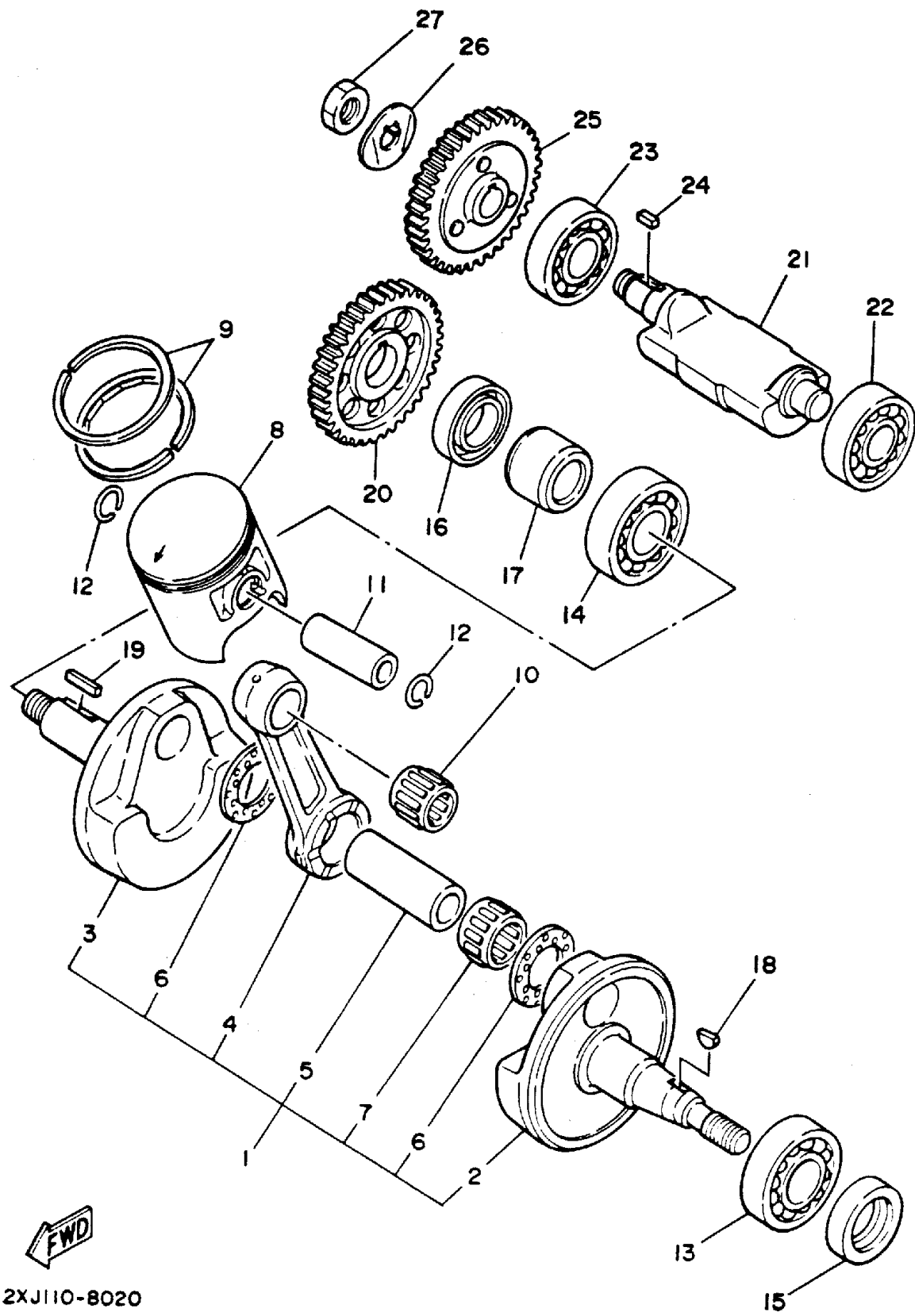
CRANKSHAFT - PISTON



Ref. No.	Part Number	Description	Qty	Remarks
1	37F-11400-00-00	CRANKSHAFT ASSEMBLY ...	1	
2	37F-11412-00-00	. CRANK 1	1	
3	37F-11422-00-00	. CRANK 2	1	
4	43G-11651-00-00	. ROD, CONNECTING	1	
5	37F-11681-00-00	. PIN, CRANK 1	1	
6	90209-22248-00	. WASHER	2	
7	93310-522L4-00	. BEARING	1	
8	2XJ-11631-01-97	PISTON (STD)	1	
	2XJ-11635-01-00	PISTON (0.25MM O/S)	1	AP
	2XJ-11636-01-00	PISTON (0.50MM O/S)	1	AP
9	3JM-11601-00-00	PISTON RING SET (STD)	1	
	3JM-11601-10-00	PISTON RING SET (0.25MM O/S)	1	AP
	3JM-11601-20-00	PISTON RING SET (0.50MM O/S)	1	AP
10	93310-316H6-00	BEARING	1	
11	4L0-11633-00-00	PIN, PISTON	1	
12	93450-17044-00	CIRCLIP	2	
13	93306-20562-00	BEARING	1	
14	93306-30556-00	BEARING	1	
15	93102-25331-00	OIL SEAL	1	
16	93103-32171-00	OIL SEAL (93103-32099-00) ..	1	
17	90387-206K3-00	COLLAR	1	
18	90280-03017-00	KEY, WOODRUFF	1	
19	90282-05047-00	KEY, STRAIGHT	1	
20	10V-11536-01-00	GEAR, DRIVE	1	
21	37F-11454-00-00	WEIGHT 1	1	
22	93306-20211-00	BEARING (6202SH2-C3)	1	
23	93306-20335-00	BEARING	1	

CONTINUED ON NEXT FRAME ➤

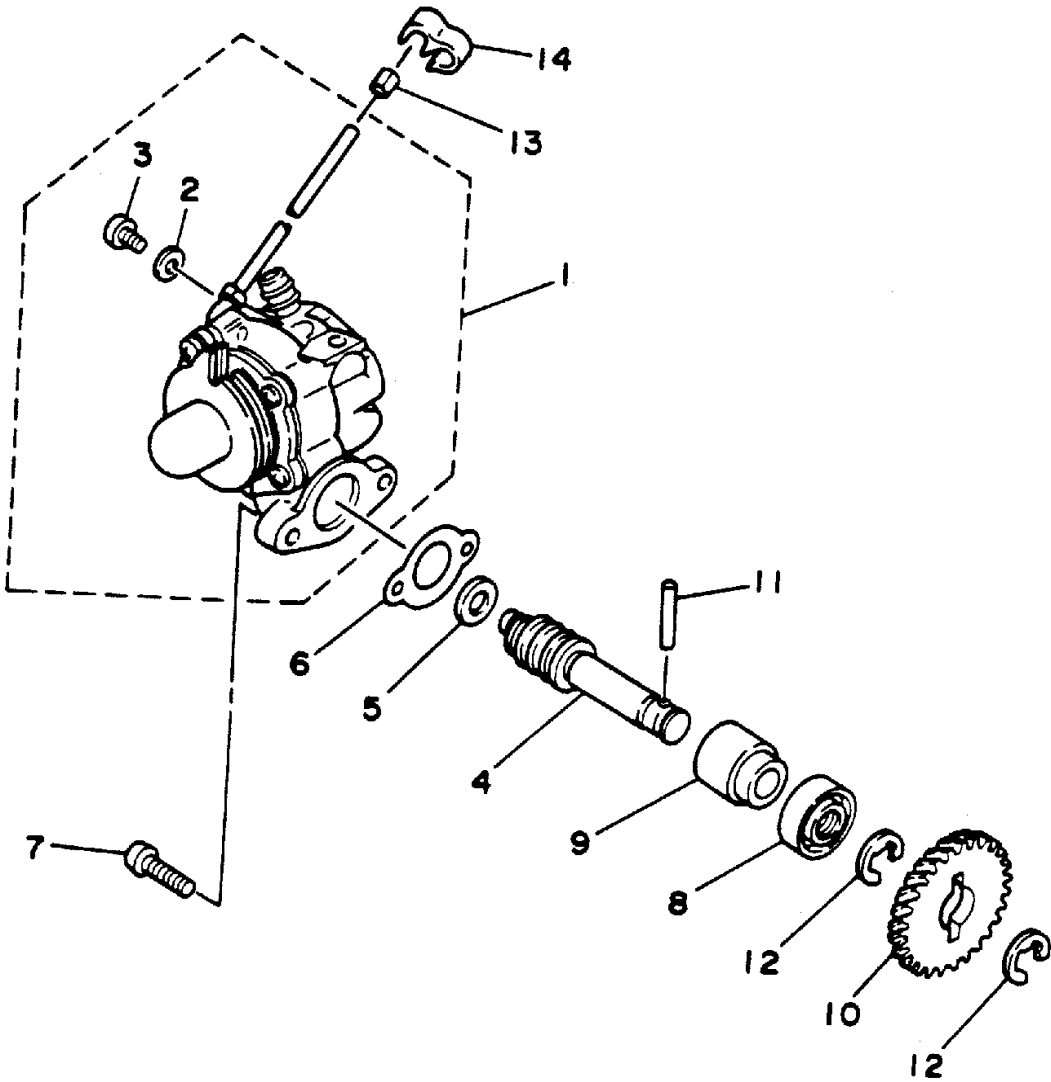
CRANKSHAFT - PISTON



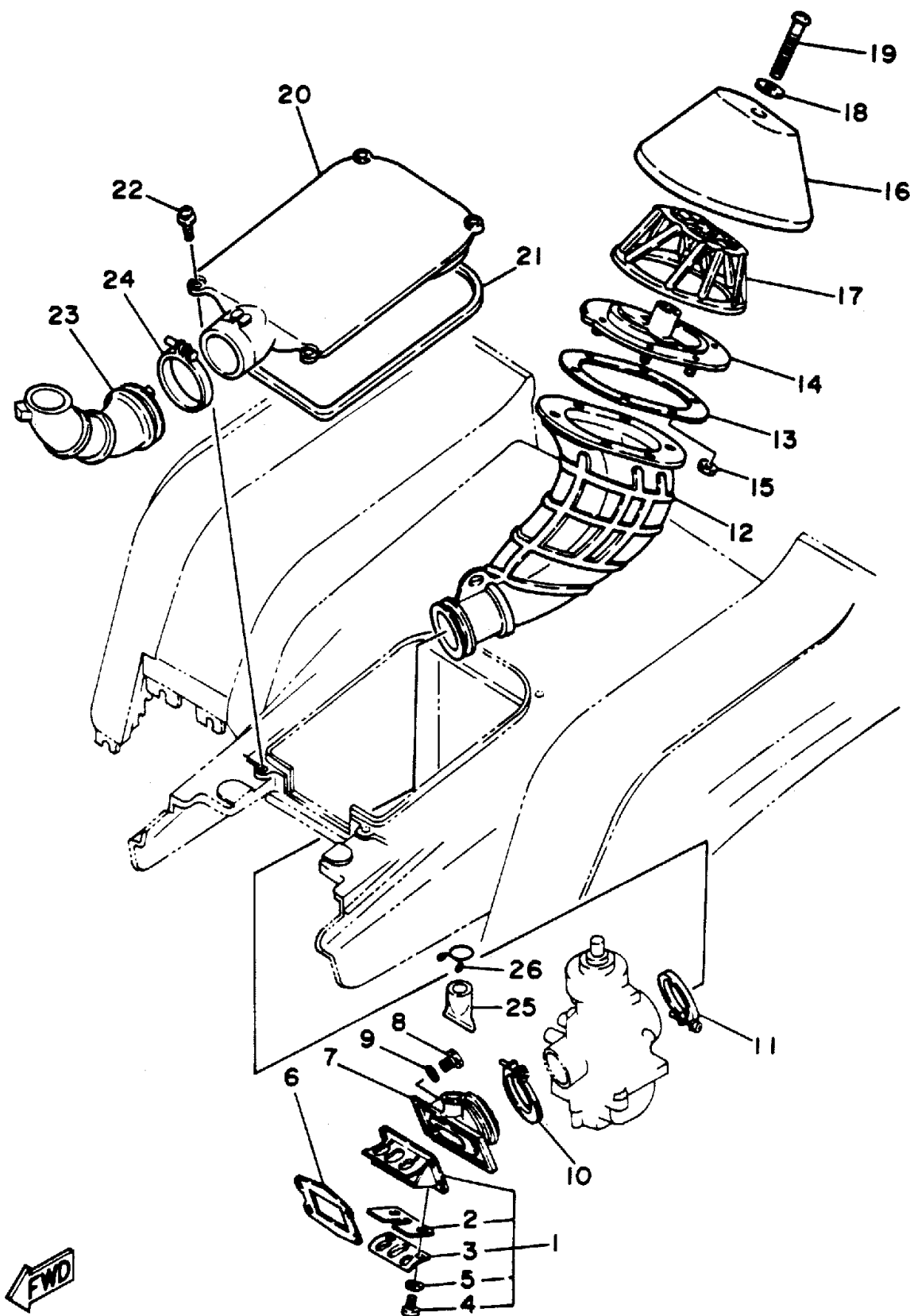
Ref. No.	Part Number	Description	Qty	Remarks
24	90282-05013-00	KEY, STRAIGHT	1	
25	37F-11530-00-00	BALANCER WEIGHT GEAR COMP.	1	
26	90215-12272-00	WASHER, LOCK	1	
27	90170-12337-00	NUT	1	

OIL PUMP

Ref. No.	Part Number	Description	Qty	Remarks
1	2XJ-13101-00-00	OIL PUMP ASSEMBLY	1	
2	90430-04004-00	. GASKET	1	
3	98901-04008-00	. SCREW, BIND	1	
4	10V-13175-00-00	SHAFT, WORM	1	
5	90201-08624-00	WASHER, PLATE	1	
6	3MT-13116-00-00	GASKET, PUMP CASE (8Y0-13116-00)	1	
7	98580-05014-00	SCREW, PAN HEAD	2	
8	93101-10090-00	OIL SEAL	1	
9	1E7-13176-00-00	METAL, WRM SHAF OTR	1	
10	10V-13178-01-00	GEAR, PUMP DRIVE	1	
11	93603-22028-00	PIN, DOWEL	1	
12	93430-08036-00	CIRCLIP	2	
13	90468-02033-00	CLIP	1	
14	90468-15020-00	CLIP	1	



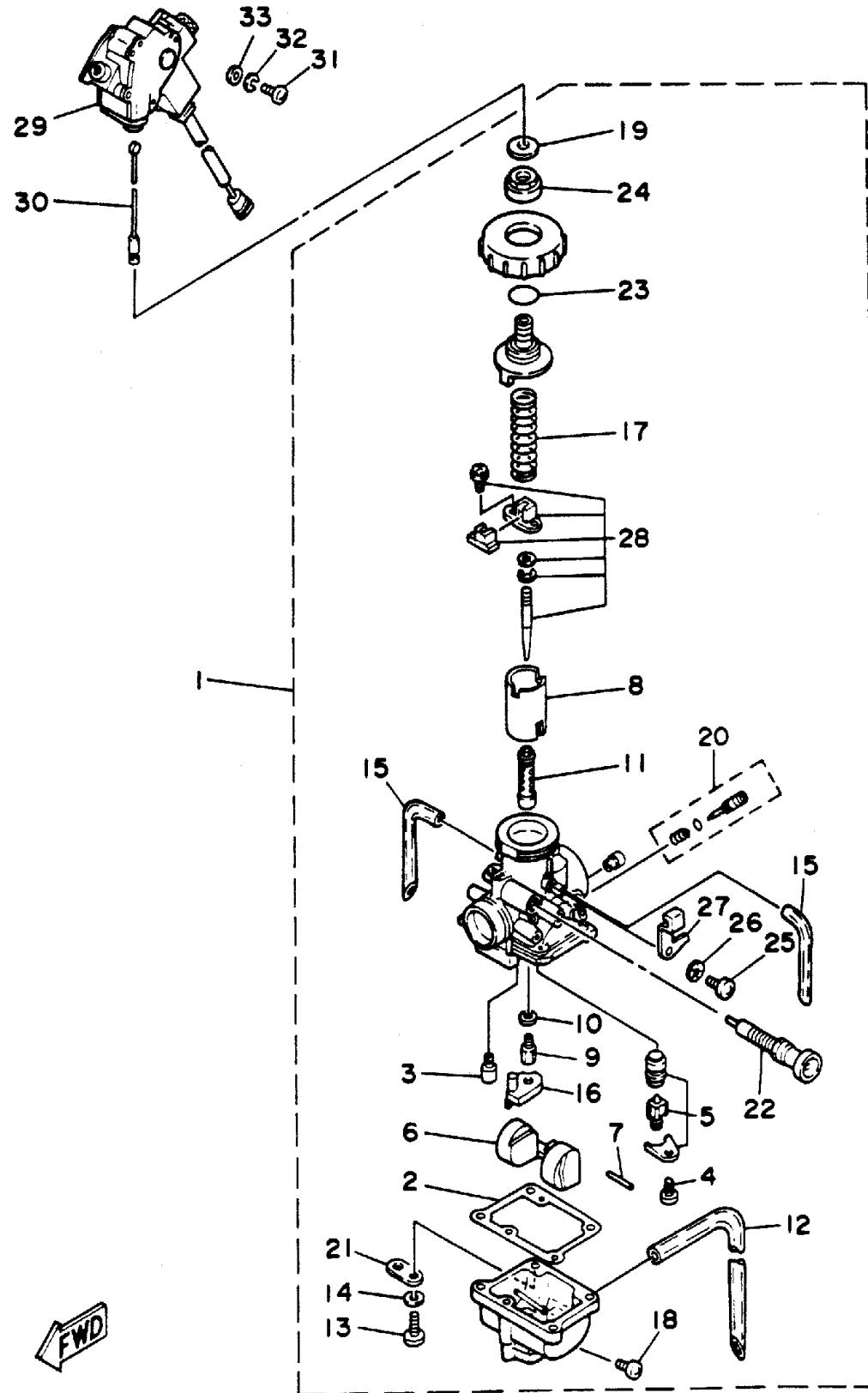
3JM2100-0030



INTAKE

Ref. No.	Part Number	Description	Qty	Remarks
1	2HF-13610-01-00	REED VALVE ASSEMBLY	1	
2	2HF-13613-00-00	. REED, VALVE	2	
3	58T-13616-01-00	. STOPPER, REED VALVE	2	
4	98580-03008-00	. SCREW, PAN HEAD	4	
5	92990-03100-00	. WASHER, SPRING (92901-03100)	4	
6	3JM-13621-00-00	GASKET, VALVE SEAT	1	
7	2XJ-13565-00-00	JOINT, CARBURETOR	1	
8	97011-06025-00	BOLT (97001-06025)	4	
9	92906-06600-00	WASHER	4	
10	90450-44046-00	HOSE CLAMP ASSEMBLY	1	
11	90460-49058-00	CLAMP, HOSE	1	
12	2XJ-14453-00-00	JOINT, AIR CLEANER 1	1	
13	2XJ-14477-00-00	PLATE	1	
14	2XJ-14459-00-00	HOLDER, GUIDE	1	
15	95601-05100-00	NUT, U	6	
16	2XJ-14451-00-00	ELEMENT, AIR CLEANER	1	
17	2XJ-14458-00-00	GUIDE	1	
18	90209-06096-00	WASHER	1	
19	98580-06560-00	SCREW, PAN HEAD (92580-06560-00)	1	
20	2XJ-14412-01-00	CAP, CLEANER CASE 1	1	
21	1VJ-14462-00-00	SEAL	1	
22	90159-06085-00	SCREW, WITH WASHER	4	
23	2XJ-14437-00-00	DUCT	1	
24	90460-56105-00	CLAMP, HOSE	1	
25	59V-14457-00-00	SEAL	1	
26	90467-22080-00	CLIP	1	

CARBURETOR



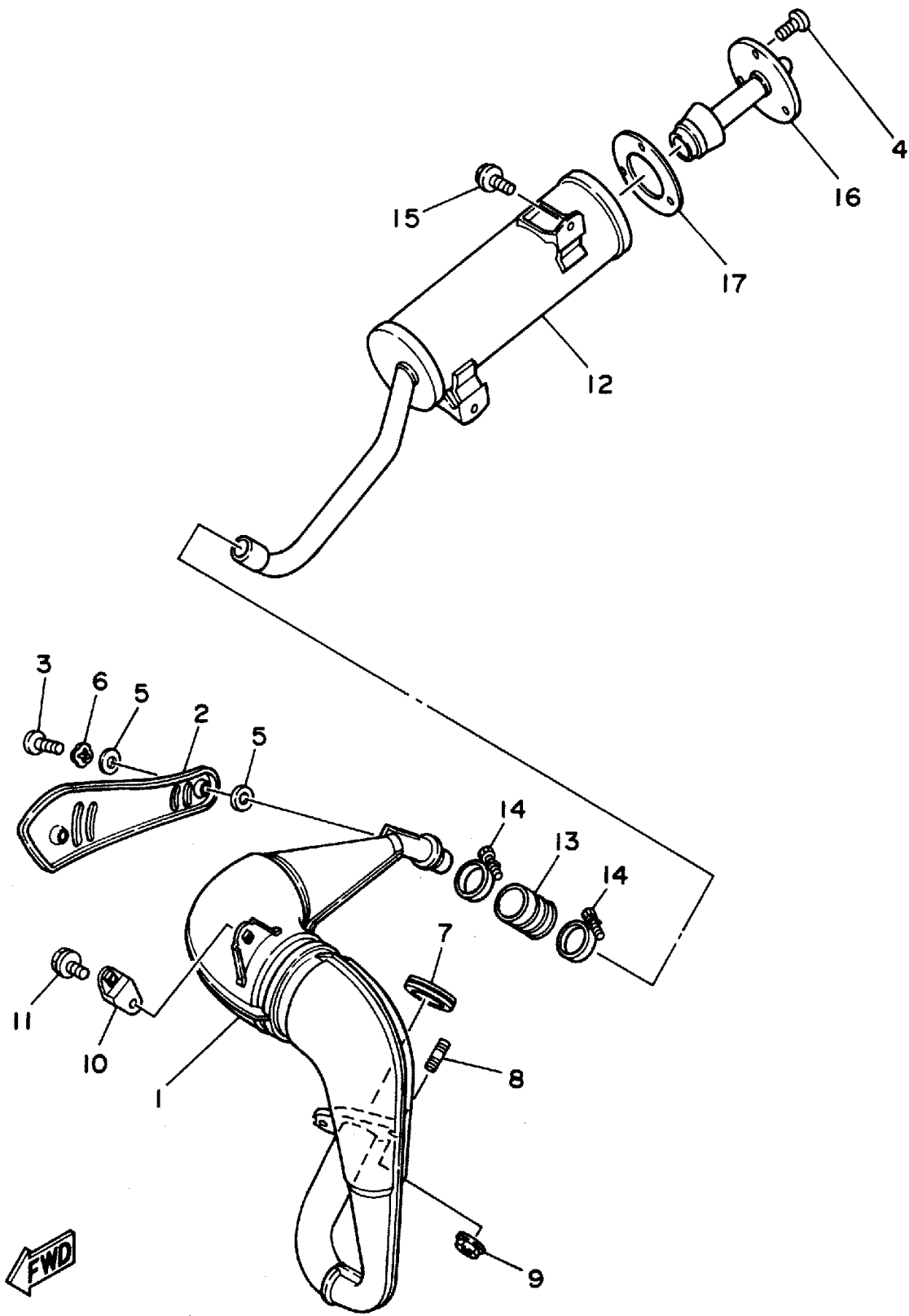
Ref. No.	Part Number	Description	Qty	Remarks
1	2XJ-14101-01-00	CARBURETOR ASSEMBLY 1	1	
2	304-14184-00-00	. GASKET, FLOAT CHAMBER	1	
3	260-14142-32-00	. JET, PILOT (# 32.5)	1	
4	98580-04008-00	. SCREW, PAN HEAD	1	
5	2MA-14107-28-00	. NEEDLE VALVE SET	1	
6	4L0-14185-00-00	. FLOAT	1	
7	537-14186-00-00	. PIN, FLOAT	1	
8	2XJ-14112-20-00	. VALVE, THROTTLE 1	1	
9	137-14143-46-A1	. JET, MAIN (#230)	1	
10	137-14153-00-00	. WASHER, MAIN JET	1	
11	4L0-14141-46-00	. NOZZLE, MAIN	1	
12	90445-08376-00	. HOSE	1	
13	98511-04016-00	. SCREW, PAN HEAD	4	
14	92990-04100-00	. WASHER, SPRING	4	
15	4L0-14197-00-00	. PIPE	2	
16	2GU-14153-00-00	. RING	1	
17	248-14131-00-00	. SPRING, THROTTLE VALVE	1	
18	12R-14191-00-00	. PLUG, DRAIN	1	
19	2GU-14952-00-00	. WASHER	1	
20	10W-14104-00-00	. AIR SCREW SET	1	
21	500-14146-00-00	. PLATE	1	
22	2GU-14171-00-00	. PLUNGER, STARTER	1	
23	558-14147-00-00	. O-RING	1	
24	2GU-14161-00-00	. NUT, CABLE ADJUSTING	1	
25	98580-05008-00	. SCREW, PAN HEAD (98501-05008-00)	1	
26	92990-05100-00	. WASHER, SPRING	1	
27	2GU-14243-00-00	. PLATE	1	
28	2XJ-1490J-00-00	. NEEDLE SET	1	

CONTINUED ON NEXT FRAME ➤



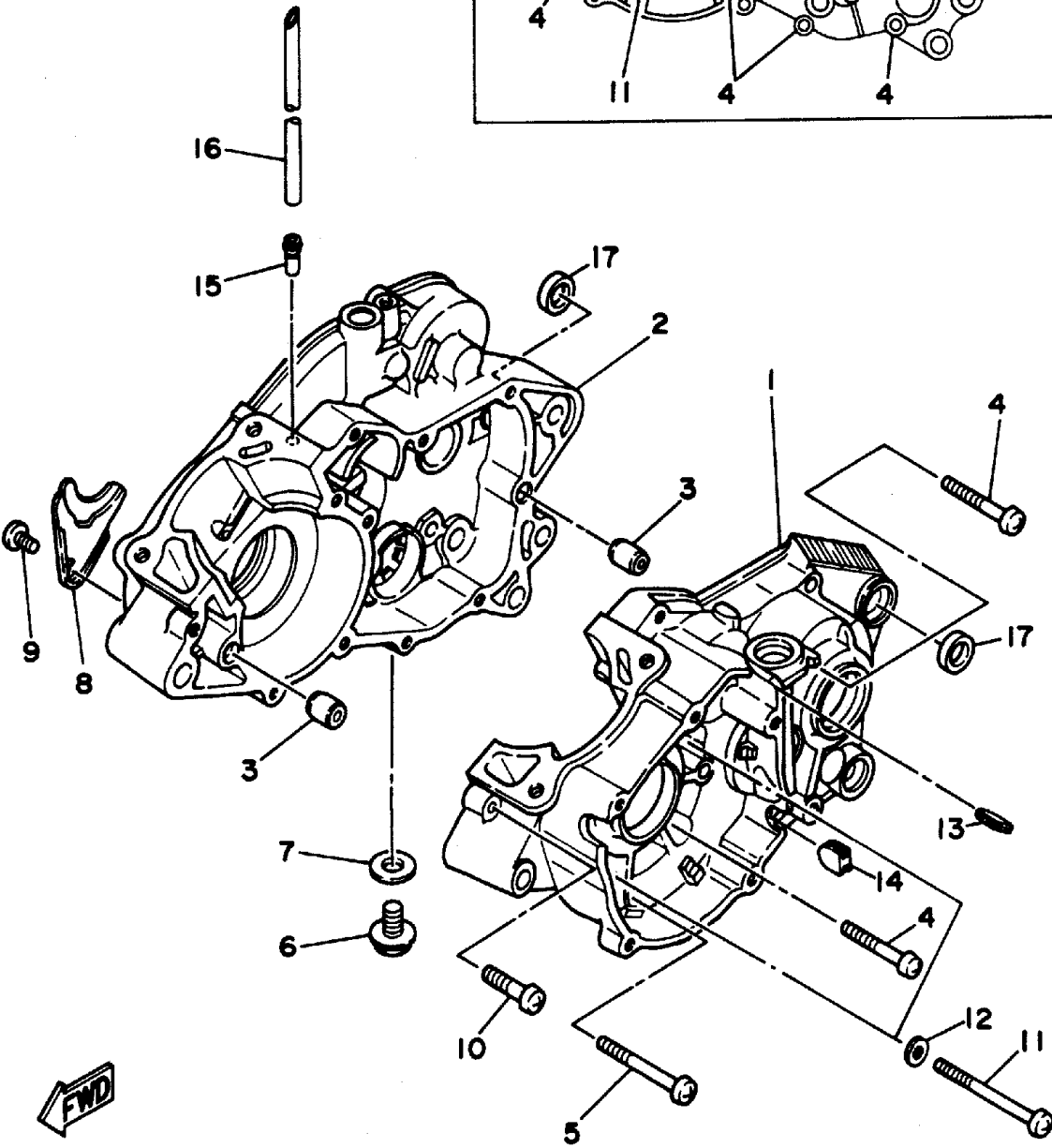
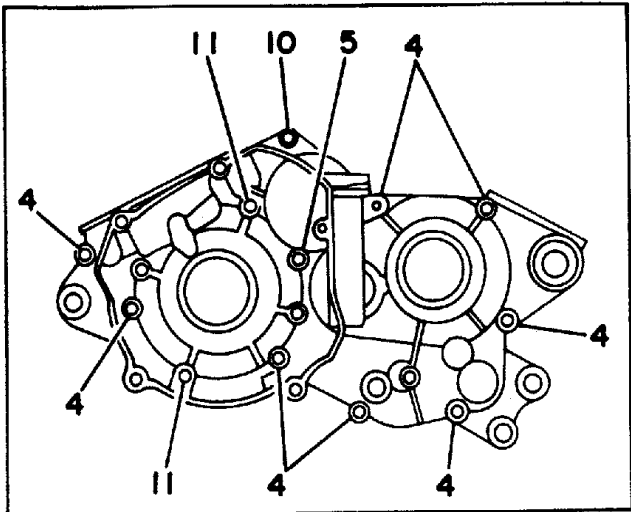
EXHAUST

Ref. No.	Part Number	Description	Qty	Remarks
1	2XJ-14610-00-00	EXHAUST PIPE ASSEMBLY 1 .	1	
2	2XJ-14718-00-00	PROTECTOR, MUFFLER 1	1	
3	98906-06010-00	SCREW, BIND	2	
4	98906-06010-00	SCREW, BIND	3	
5	4BD-14766-00-00	WASHER, PROTECTOR	4	
6	90206-06090-00	WASHER, WAVE	2	
7	3PA-14613-10-00	GASKET, EXHAUST PIPE	1	
8	90116-08042-00	BOLT, STUD	2	
9	90179-08270-00	NUT	2	
10	565-14771-00-00	STAY, MUFFLER 1	1	
11	95817-06012-00	BOLT, FLANGE	2	
12	2XJ-14753-00-00	SILENCER, EXHAUST	1	
13	1W2-14714-00-00	GASKET, MUFFLER	1	
14	90460-37026-00	CLAMP, HOSE	2	
15	95811-08016-00	BOLT, FLANGE	2	
16	2XJ-14752-00-00	PIPE, OUTLET	1	
17	2XJ-14755-10-00	GASKET, SILENCER	1	



3JMD110-4060

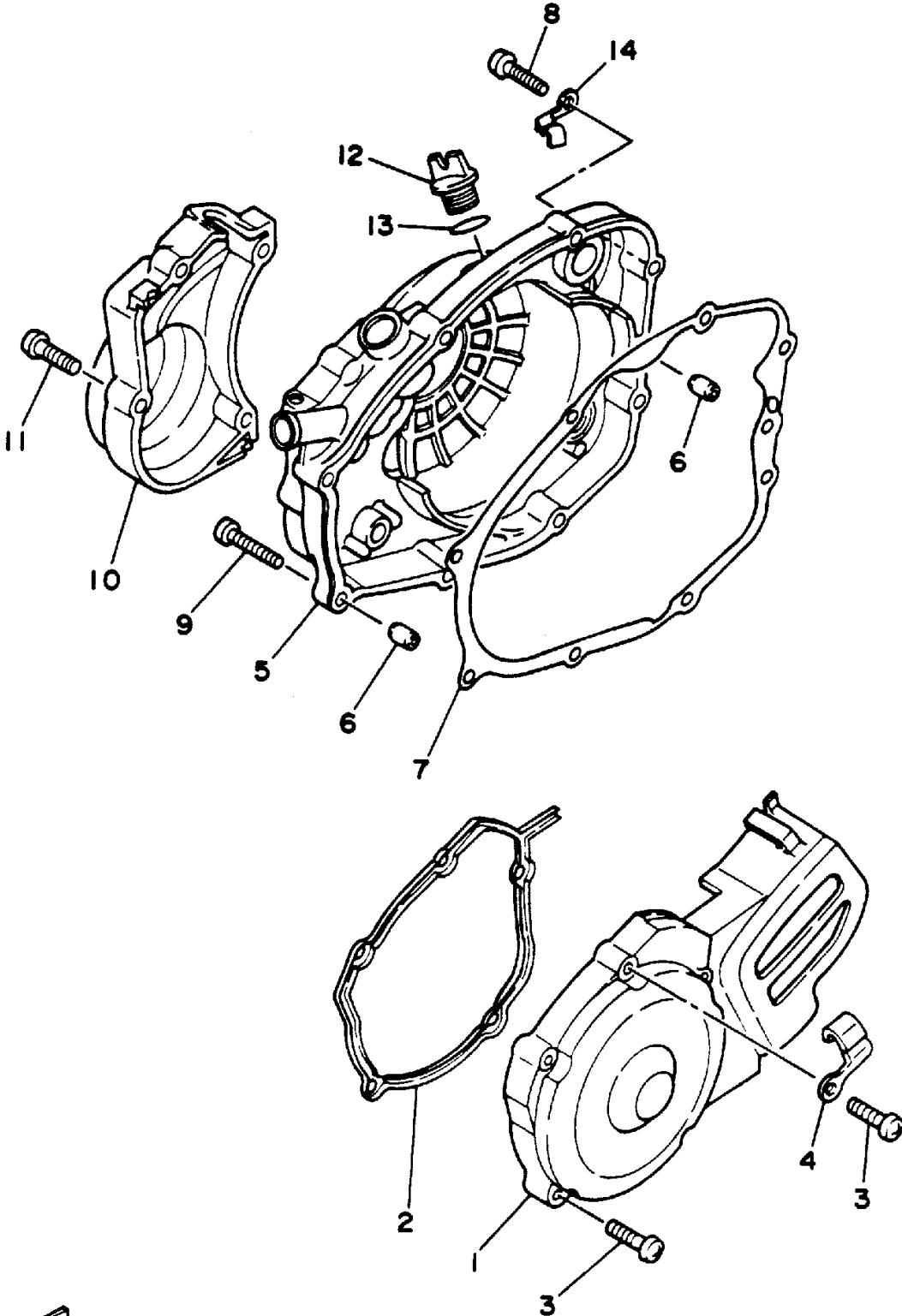
CRANKCASE



Ref. No.	Part Number	Description	Qty	Remarks
1	2XJ-15111-01-00	CRANKCASE 1	1	
2	2XJ-15121-00-00	CRANKCASE 2	1	
3	99510-12016-00	PIN, DOWEL	2	
4	98580-06545-00	SCREW PAN HEAD (92503-06045)	8	
5	98580-06560-00	SCREW, PAN HEAD (92580-06560-00)	1	
6	90340-12097-00	PLUG, STRAIGHT SCREW	1	
7	90201-12172-00	WASHER, PLATE	1	
8	37F-15128-00-00	HOLDER	1	
9	92501-08010-00	SCREW, PAN HEAD	1	
10	98580-06030-00	SCREW PAN HEAD	1	
11	98580-06575-00	SCREW, PAN HEAD	2	
12	92901-06600-00	WASHER	2	
13	90480-01209-00	GROMMET	1	
14	90338-09206-00	PLUG	1	
15	137-13115-00-00	CONNECTOR, SUCTION PIPE .	1	
16	91A20-05100-00	TUBE, FLEXIBLE VINYL	1	
17	90201-166L5-00	WASHER, PLATE	2	

FWD
3JMA110-3070

CRANKCASE COVER 1



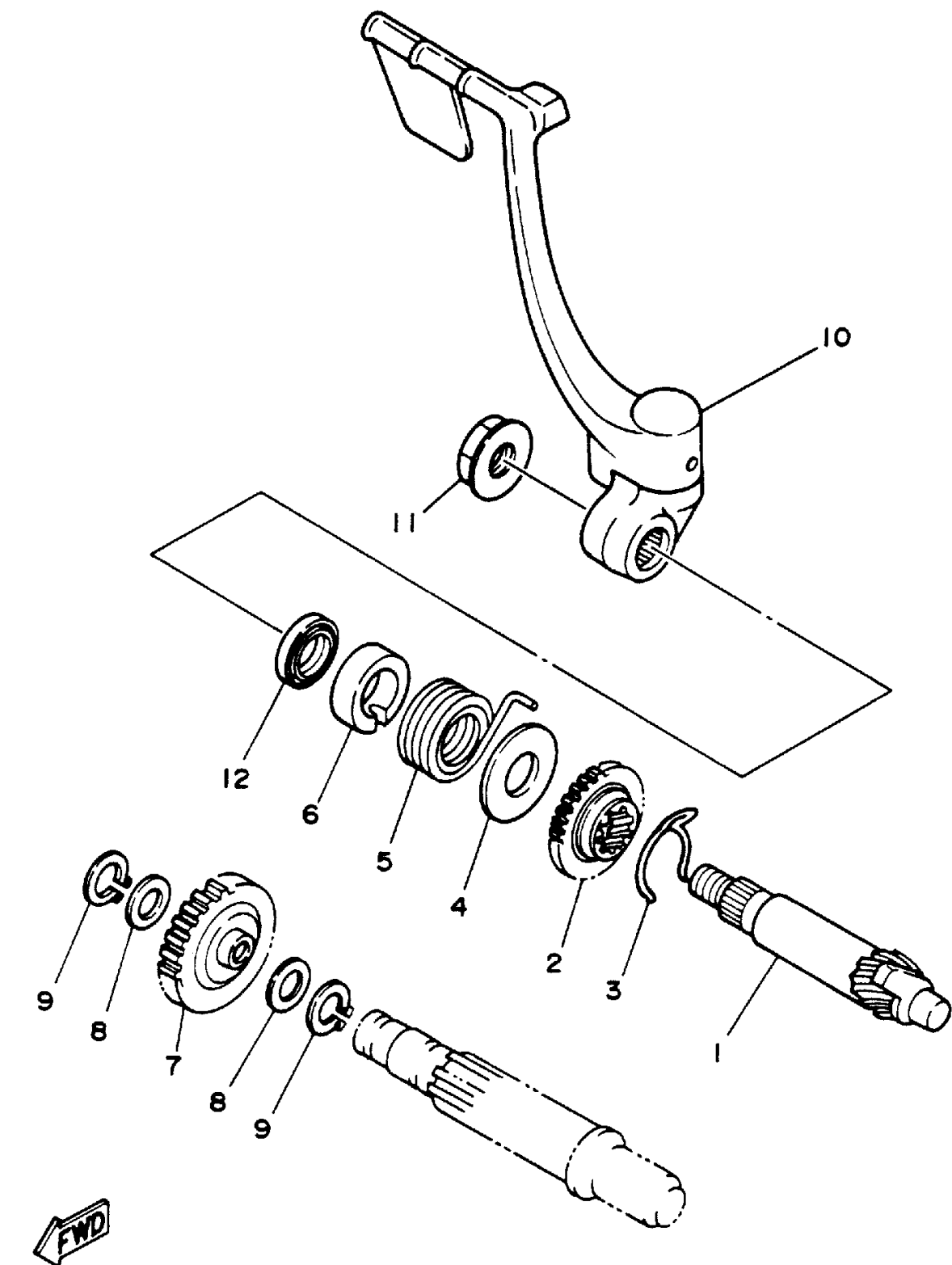
Ref. No.	Part Number	Description	Qty	Remarks
1	2XJ-15411-00-00	COVER, CRANKCASE 1	1	
2	2XJ-15379-00-00	SEAL, CRANKCASE	1	
3	98517-06030-00	SCREW, PAN HEAD (98507-06030-00)	5	
4	90465-10069-00	CLAMP	1	
5	2XJ-15420-00-00	CRANKCASE COVER ASSEMBLY 2	1	
6	99530-10014-00	PIN, DOWEL	2	
7	3JM-15451-01-00	GASKET, CRANKCASE COVER 1	1	
8	98517-06030-00	SCREW, PAN HEAD (98507-06030-00)	7	
9	98506-06035-00	SCREW, PAN HEAD	1	
10	37F-15416-00-00	COVER, OIL PUMP	1	
11	98517-06030-00	SCREW, PAN HEAD (98507-06030-00)	4	
12	1RG-15363-00-00	PLUG, OIL	1	
13	93210-19123-00	O-RING	1	
14	367-13174-00-00	HOLDER, OIL PIPE	1	



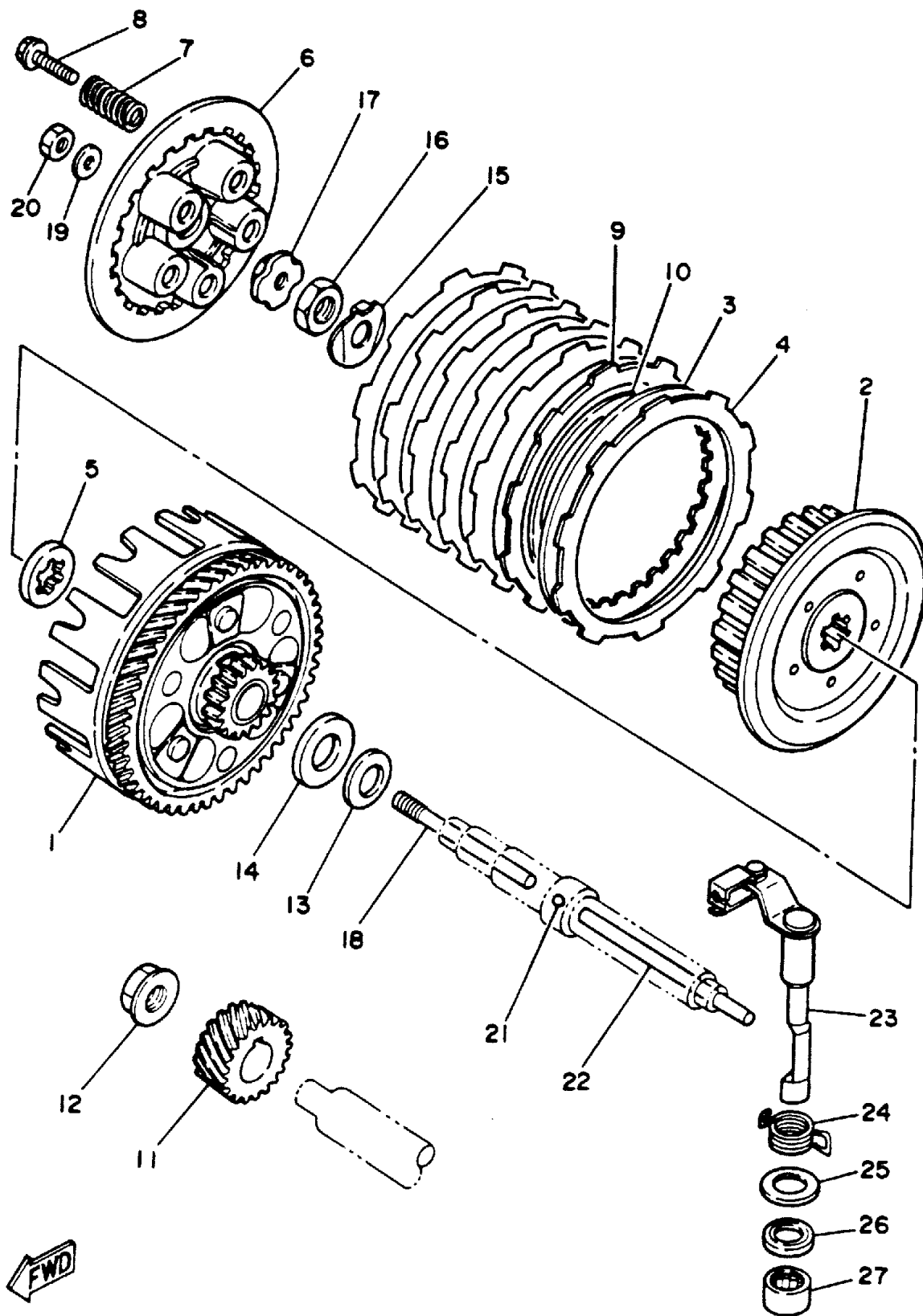
2XJ110-8080

STARTER

Ref. No.	Part Number	Description	Qty	Remarks
1	10V-15660-00-00	KICK AXLE ASSEMBLY	1	
2	10V-15641-00-00	GEAR, KICK (23T)	1	
3	90468-26048-00	CLIP	1	
4	90201-200J7-00	WASHER, PLATE	1	
5	90508-26667-00	SPRING, TORSION	1	
6	10V-15666-00-00	SPACER	1	
7	10V-15651-00-00	GEAR, KICK IDLE (29T)	1	
8	90201-154E8-00	WASHER, PLATE (1.0T)	2	
9	93440-15012-00	CIRCLIP	2	
10	2XJ-15620-10-00	KICK CRANK ASSEMBLY	1	
11	90179-12659-00	NUT	1	
12	93102-20309-00	SEAL, OIL	1	



 2XJ110-8090

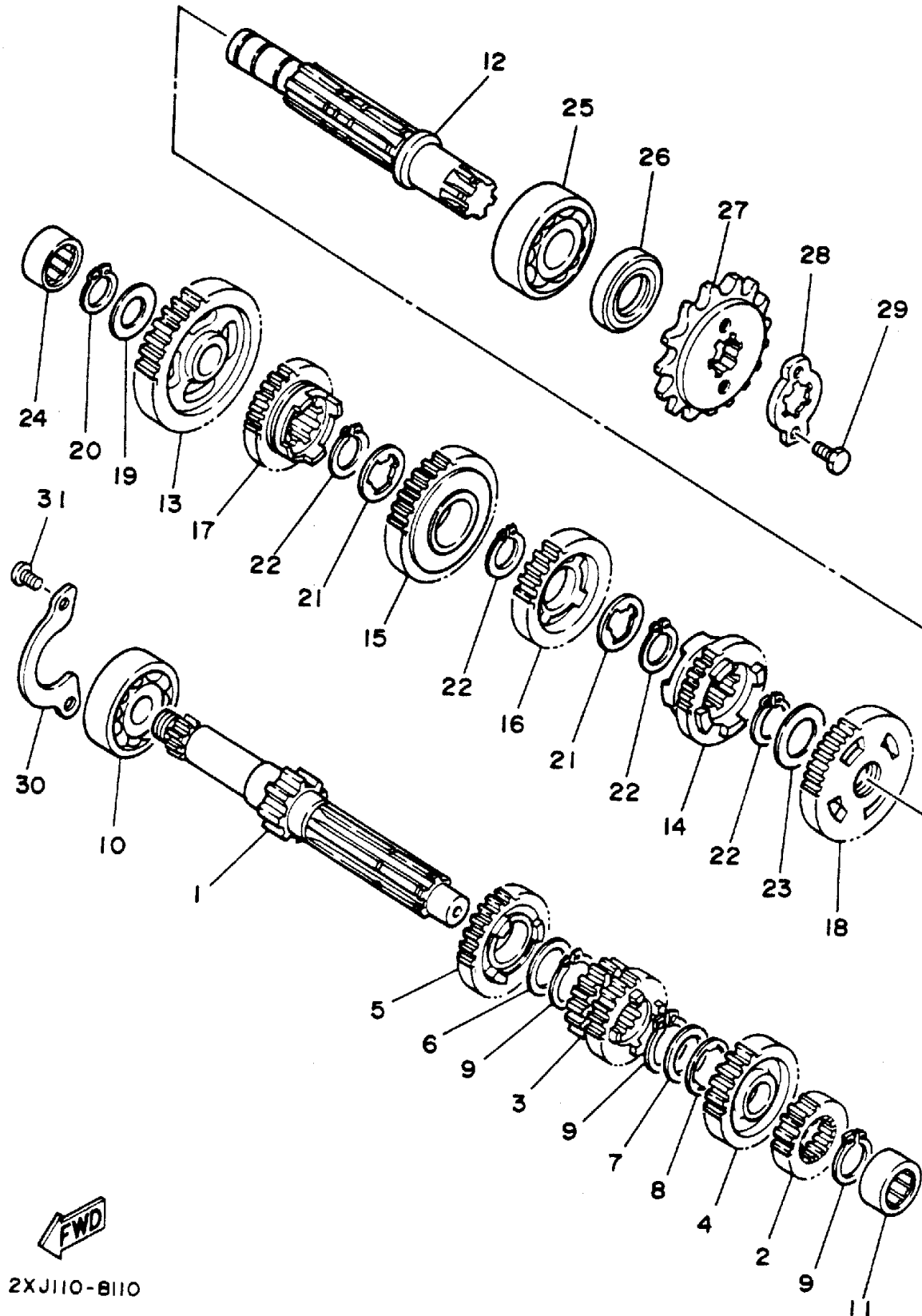


2XJ110-8100

CLUTCH

Ref. No.	Part Number	Description	Qty	Remarks
1	3JM-16150-01-00	PRIMARY DRIVEN GEAR		
		COMP.	1	
2	2TV-16371-00-00	BOSS, CLUTCH	1	
3	1V1-16324-00-00	PLATE, CLUTCH 1	6	
4	21V-16321-00-00	PLATE, FRICTION	6	
5	2TV-16154-00-00	PLATE, THRUST 1	1	
6	37F-16351-00-00	PLATE, PRESSURE 1	1	
7	90501-20568-00	SPRING, COMPRESSION	5	
8	90119-05001-00	BOLT, WITH WASHER	5	
9	1HX-16331-00-00	PLATE, FRICTION 2	1	
10	1HX-16383-00-00	SPRING, CLUTCH BOSS	1	
11	2JK-16111-01-00	GEAR, PRIMARY DRIVE (22T) .	1	
12	90179-12567-00	NUT	1	
13	90208-18046-00	WASHER, CONICAL SPRING ..	1	
14	90201-180P2-00	WASHER, PLATE	1	
15	90215-12271-00	WASHER, LOCK	1	
16	90170-12370-00	NUT	1	
17	30X-16358-00-00	PLATE, PUSH	1	
18	1W1-16356-02-00	ROD, PUSH 1	1	
19	92990-06200-00	WASHER	1	
20	95380-06600-00	NUT	1	
21	93503-16010-00	BALL	1	
22	2J5-16357-00-00	ROD, PUSH 2	1	
23	37F-16380-02-00	PUSH LEVER ASSEMBLY	1	
24	90508-20555-00	SPRING, TORSION	1	
25	90201-14217-00	WASHER, PLATE	1	
26	93104-14059-00	OIL SEAL, SO-TYPE	1	
27	93315-21429-00	BEARING	1	

TRANSMISSION

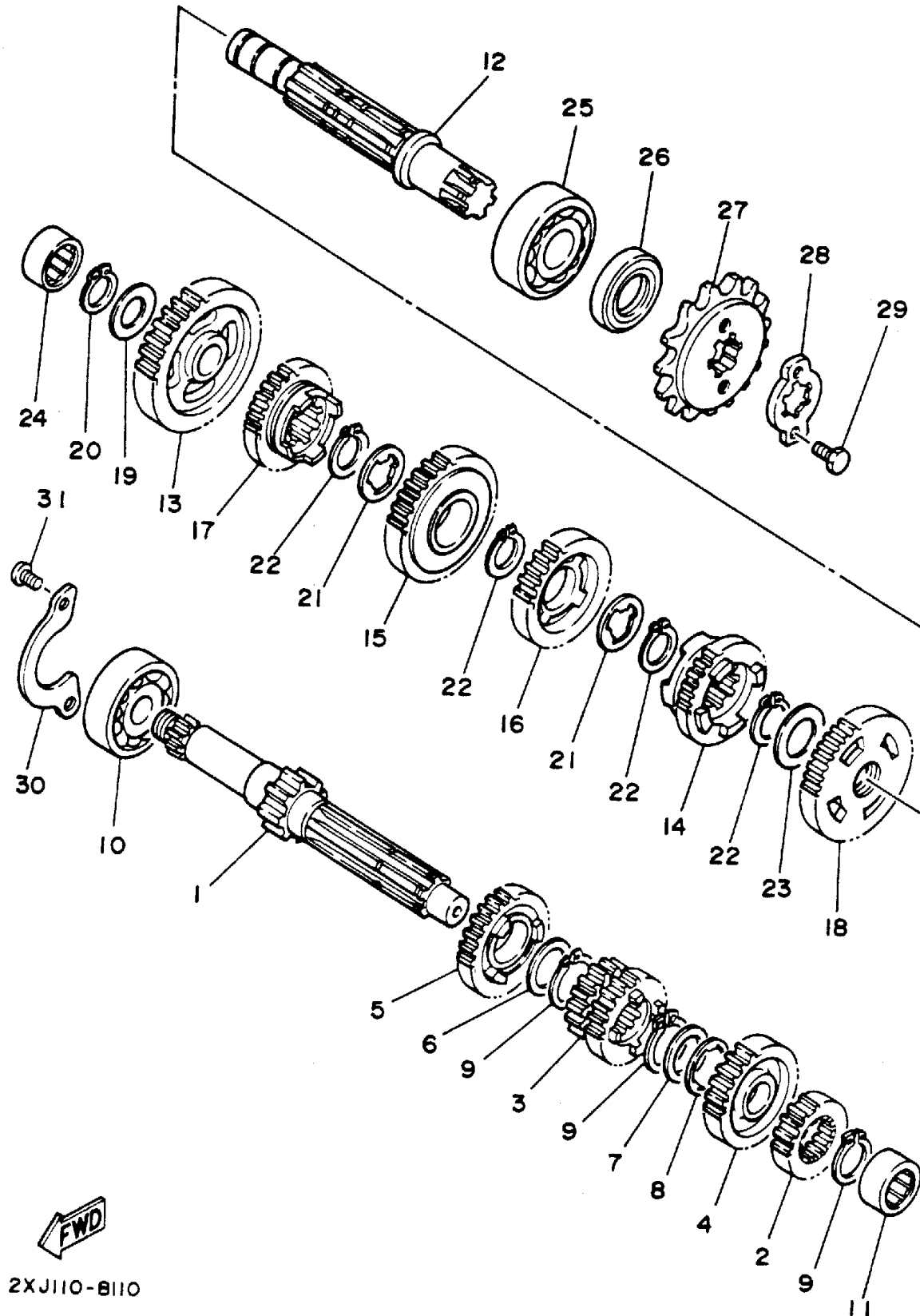


Ref. No.	Part Number	Description	Qty	Remarks
1	2XJ-17411-00-00	AXLE, MAIN	1	
2	2XJ-17121-00-00	GEAR, 2ND PINION (14T)	1	
3	2XJ-17131-00-00	GEAR, 3RD-4TH PINION (15T-16T)	1	
4	2XJ-17161-00-00	GEAR, 6TH PINION (21T)	1	
5	2XJ-17151-00-00	GEAR, 5TH PINION (18T)	1	
6	90201-20266-00	WASHER, PLATE (1.0T)	1	
7	90201-206L6-00	WASHER, PLATE	1	
8	90209-16133-00	WASHER	1	
9	93410-20038-00	CIRCLIP	3	
10	93306-20469-00	BEARING	1	
11	93311-31576-00	BEARING	1	
12	37F-17421-00-00	AXLE, DRIVE	1	
13	2XJ-17211-00-00	GEAR, 1ST WHEEL (34T)	1	
14	2XJ-17261-00-00	GEAR, 6TH WHEEL (19T)	1	
15	2XJ-17231-00-00	GEAR, 3RD WHEEL (25T)	1	
16	2XJ-17241-00-00	GEAR, 4TH WHEEL (20T)	1	
17	2XJ-17251-00-00	GEAR, 5TH WHEEL (19T)	1	
18	2XJ-17221-00-00	GEAR, 2ND WHEEL (31T)	1	
19	90201-150J4-00	WASHER, PLATE	1	
20	93440-15012-00	CIRCLIP	1	
21	90209-18135-00	WASHER	2	
22	93410-22039-00	CIRCLIP	4	
23	90201-22555-00	WASHER, PLATE	1	
24	93311-51554-00	BEARING	1	
25	93306-30439-00	BEARING (93306-30421-00) ..	1	
26	93102-20143-00	OIL SEAL	1	
27	93832-13164-00	SPROCKET, DRIVE (13T)	1	
28	5H0-17456-00-00	HOLDER, SPROCKET	1	

CONTINUED ON NEXT FRAME ➤

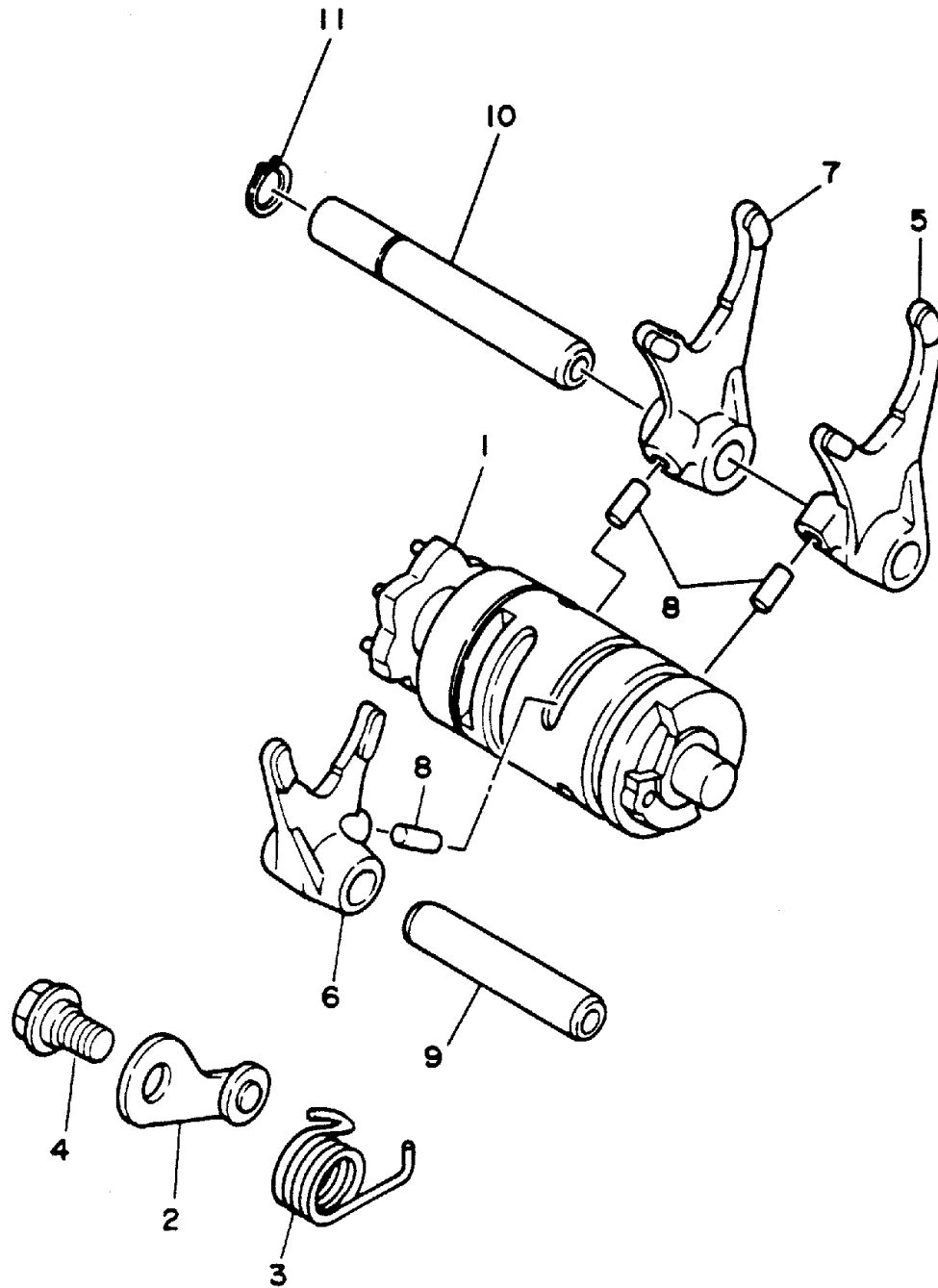
TRANSMISSION

Ref. No.	Part Number	Description	Qty	Remarks
29	97021-06012-00	BOLT	2	
30	10V-17471-00-00	PLATE, COVER	1	
31	98511-06012-00	SCREW, PAN HEAD	2	



SHIFT CAM - SHIFT FORK

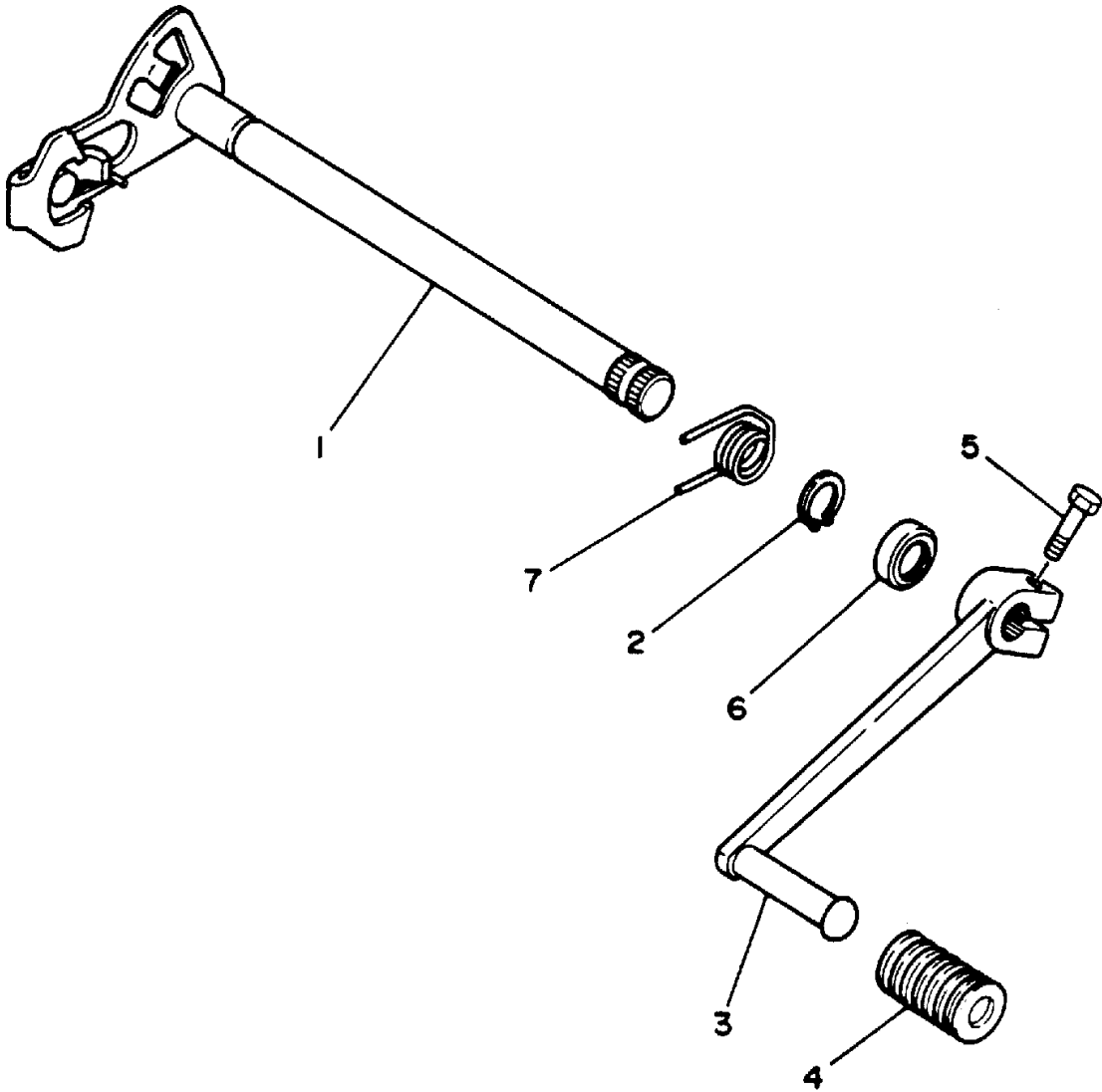
Ref. No.	Part Number	Description	Qty	Remarks
1	2XJ-18540-01-00	SHIFT CAM ASSEMBLY	1	
2	10V-18140-00-00	STOPPER LEVER ASSEMBLY .	1	
3	90508-29749-00	SPRING, TORSION	1	
4	90109-063F7-00	BOLT	1	
5	37F-18511-00-00	FORK, SHIFT 1	1	
6	37F-18512-00-00	FORK, SHIFT 2	1	
7	37F-18513-00-00	FORK, SHIFT 3	1	
8	90250-06013-00	PIN, STRAIGHT	3	
9	5X5-18531-01-00	BAR, SHIFT FORK GUIDE 1 ...	1	
10	34X-18535-00-00	BAR, SHIFT FORK GUIDE 2 ...	1	
11	99009-10400-00	CIRCLIP	1	



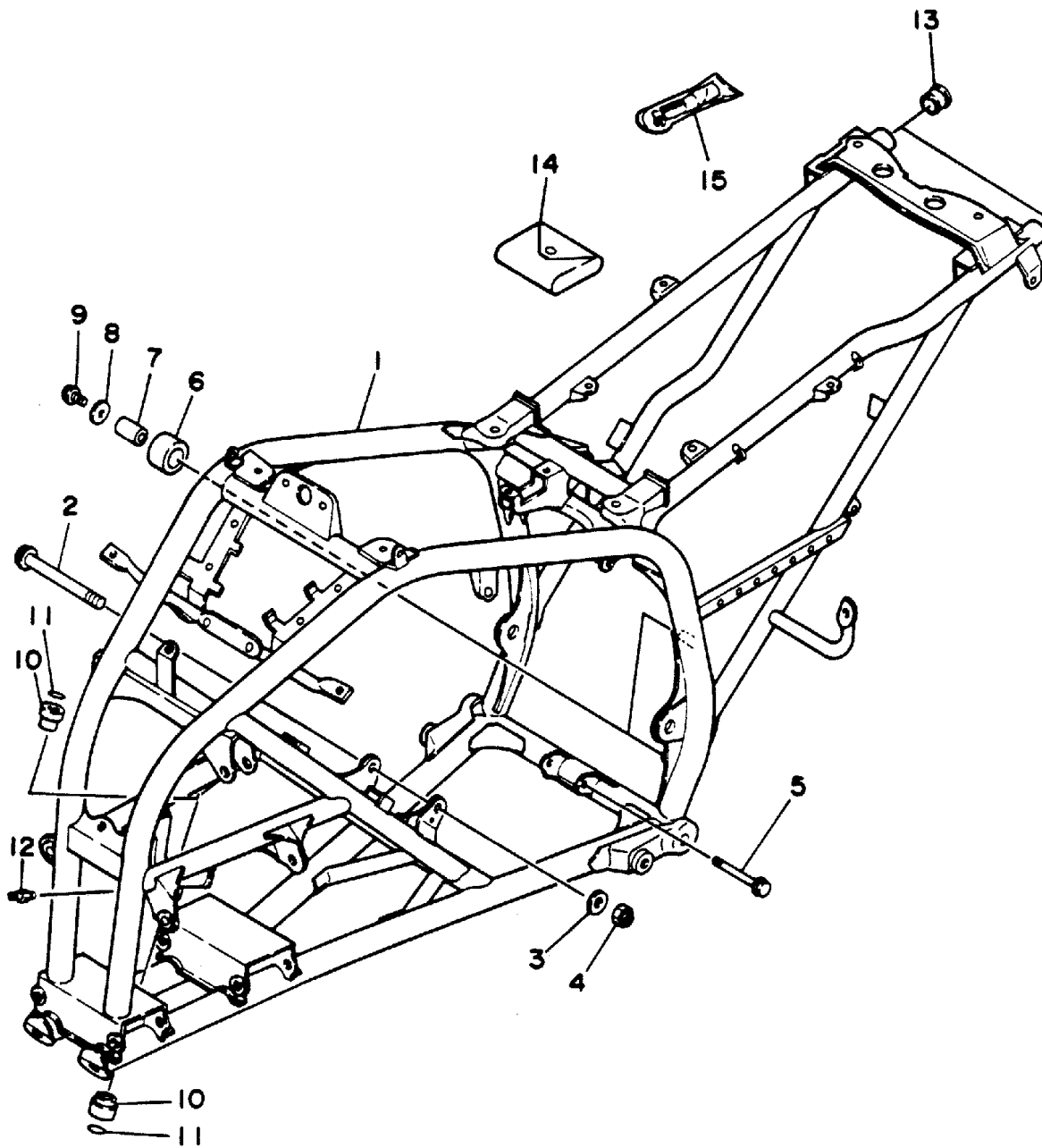
2XJ110-8120

SHIFT SHAFT

Ref. No.	Part Number	Description	Qty	Remarks
1	37F-18101-02-00	SHIFT SHAFT ASSEMBLY	1	
2	99006-10600-00	CIRCLIP	1	
3	2XJ-18111-00-00	PEDAL, SHIFT	1	
4	132-18113-01-00	COVER, SHIFT PEDAL	1	
5	97016-06020-00	BOLT	1	
6	93101-12060-00	OIL SEAL	1	
7	90508-32553-00	SPRING, TORSION	1	



2XJ110-8130

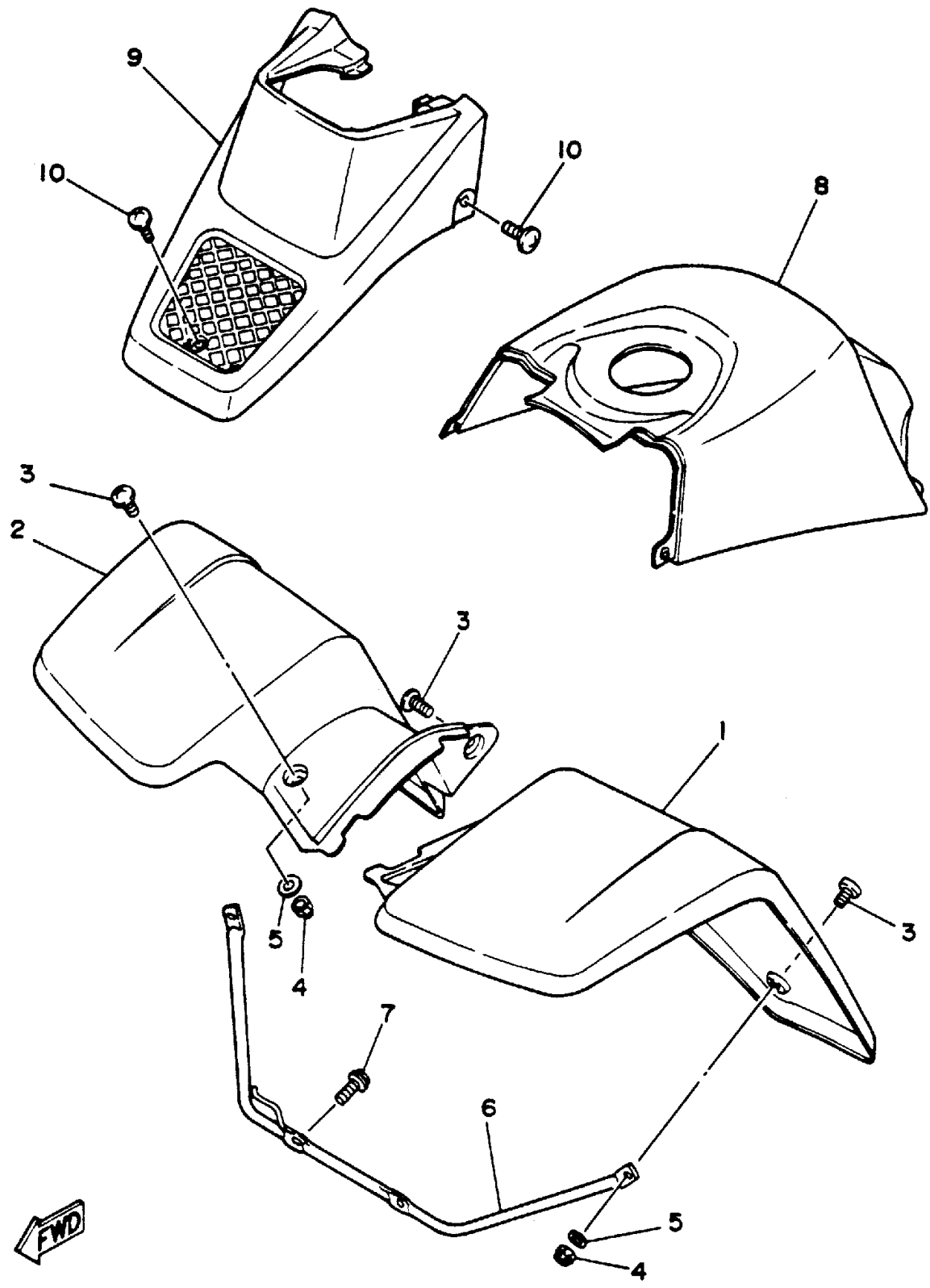


FWD
3JM00-9140

FRAME

Ref. No.	Part Number	Description	Qty	Remarks
1	2XJ-21110-10-35	FRAME COMP.	1	SILVER
2	90105-10328-00	BOLT, WASHER BASED	1	
3	90201-10774-00	WASHER, PLATE	1	
4	90185-10060-00	NUT, SELF-LOCKING	1	
5	90105-08721-00	BOLT, WASHER BASED	1	
6	30X-22178-00-00	TENSIONER	2	
7	4V4-22184-00-00	BUSH	2	
8	90201-08753-00	WASHER, PLATE	2	
9	95811-08012-00	BOLT, FLANGE	2	
10	90381-15040-00	BUSH, SOLID	2	
11	93210-15566-00	O-RING	2	
12	93700-06M03-00	NIPPLE, GREASE	1	
13	90338-23172-00	PLUG	2	
14	2XJ-28100-00-00	TOOL KIT	1	
15	1NV-2811A-00-00	GAUGE, AIR	1	

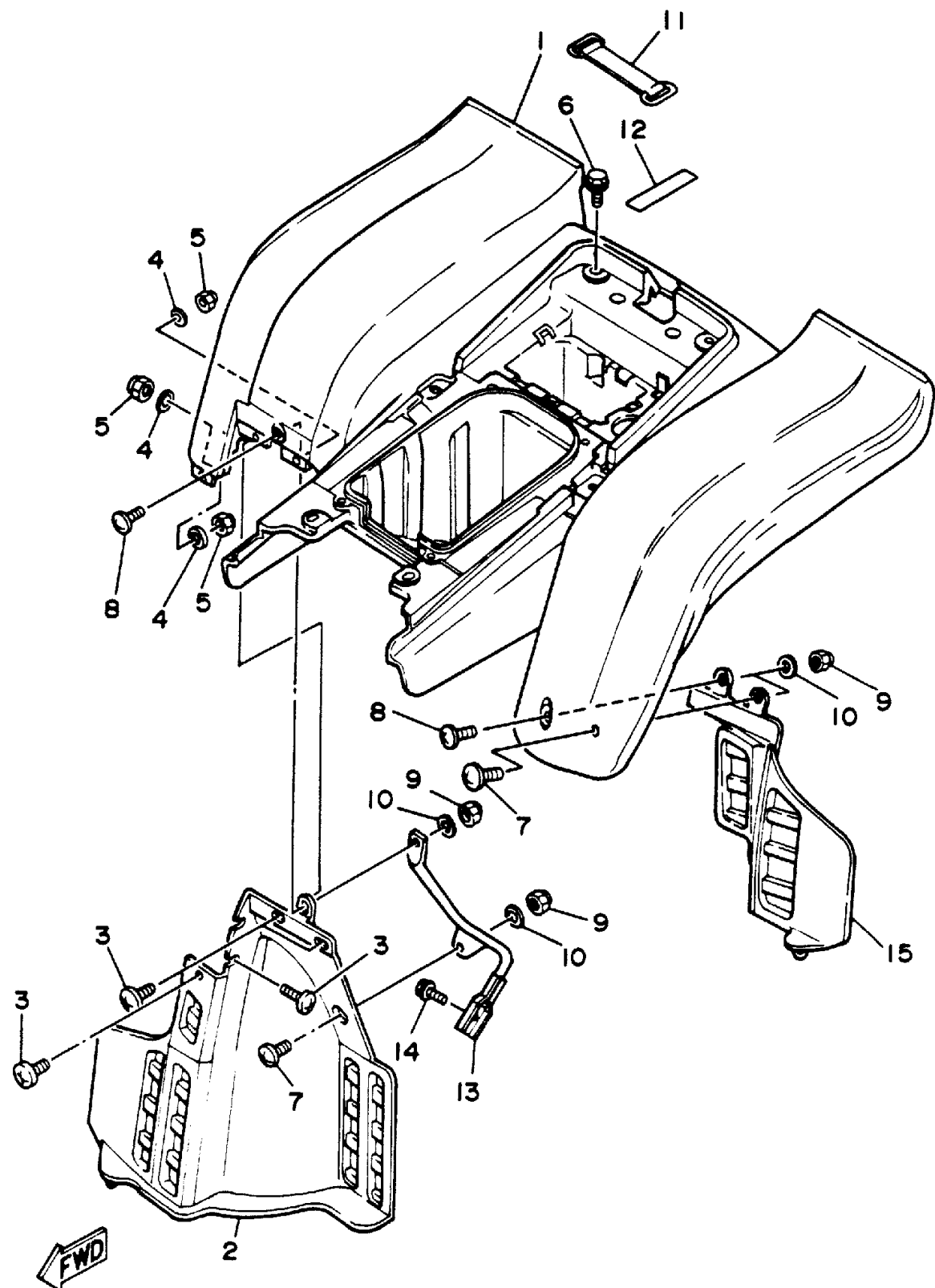
FRONT FENDER



Ref. No.	Part Number	Description	Qty	Remarks
1	2XJ-21511-50-00	FENDER, FRONT	1	UR DEEP REDDISH PURPLE SOLID 1
	2XJ-21511-60-00	FENDER, FRONT	1	UR FOREST GREEN
2	2XJ-21556-50-00	FENDER, FRONT 2	1	UR DEEP REDDISH PURPLE SOLID 1
	2XJ-21556-60-00	FENDER, FRONT 2	1	UR FOREST GREEN
3	90149-06306-00	SCREW	6	
4	95601-06100-00	NUT, U	4	
5	92990-06200-00	WASHER	4	
6	2XJ-21513-00-00	STAY, FENDER 1	1	
7	95817-06012-00	BOLT, FLANGE	2	
8	2XJ-2171A-20-00	COVER, TOP	1	UR BLUISH GREEN SOLID 1
	2XJ-2171A-80-00	COVER, TOP	1	UR DEEP REDDISH PURPLE SOLID 1
9	2XJ-23391-20-00	PANEL, FRONT	1	UR BLUISH GREEN SOLID 1
	2XJ-23391-80-00	PANEL, FRONT	1	UR DEEP REDDISH PURPLE SOLID 1
10	90154-05051-00	SCREW, BINDING	3	

FWD
3JM100-9150

REAR FENDER

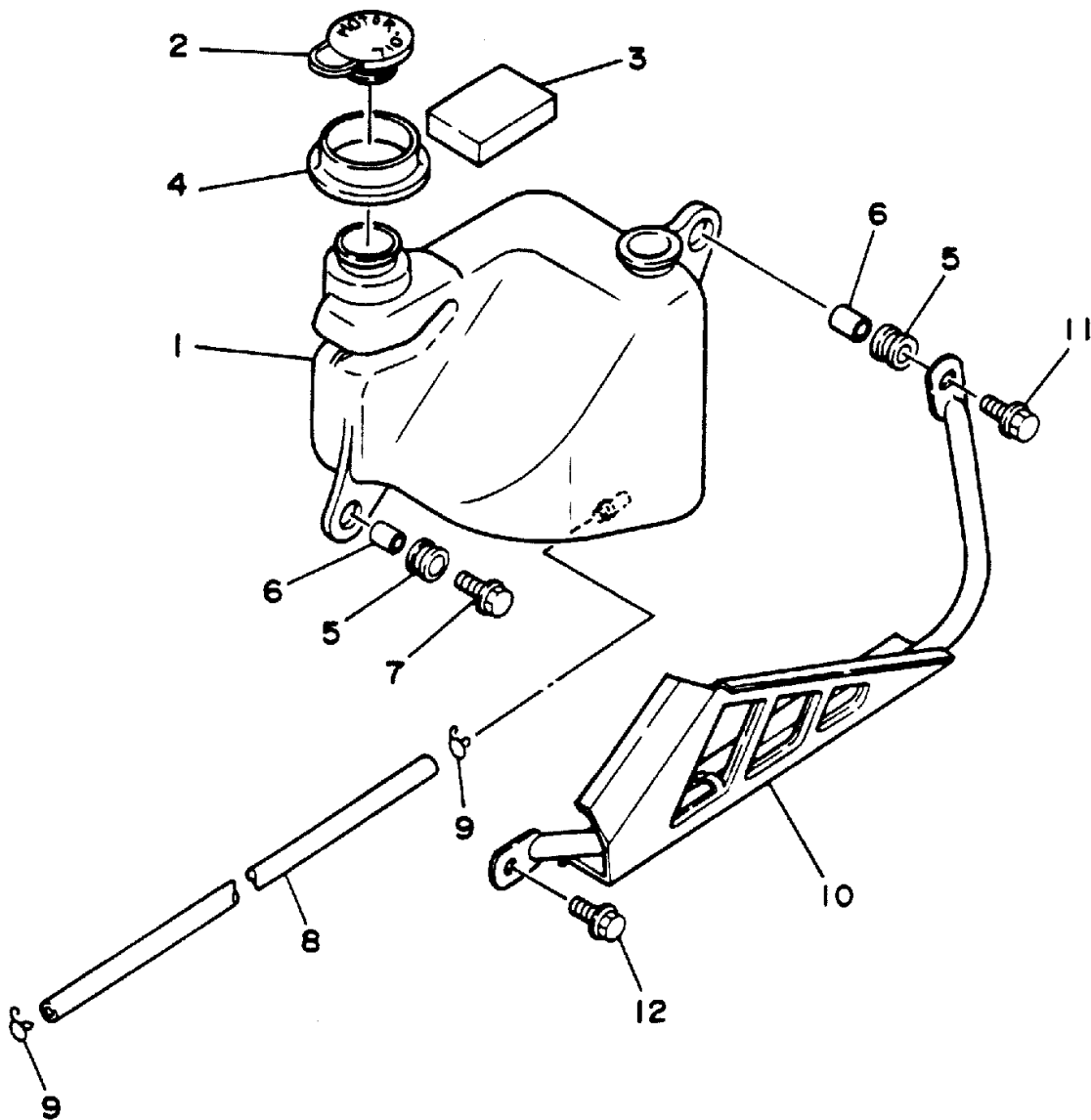


3JM2100-0160

Ref. No.	Part Number	Description	Qty	Remarks
1	2XJ-21611-A0-00	FENDER, REAR	1	UR DEEP REDDISH PURPLE SOLID 1
	2XJ-21611-B0-00	FENDER, REAR	1	UR FOREST GREEN
2	3JM-21621-00-00	FLAP	1	
3	90154-05005-00	SCREW, BINDING	5	
4	92990-05200-00	WASHER, PLAIN	5	
5	95601-05100-00	NUT, U	5	
6	90119-06056-00	BOLT, WITH WASHER	6	
7	90149-06306-00	SCREW	2	
8	90150-06037-00	SCREW, ROUND HEAD	2	
9	95601-06100-00	NUT, U	4	
10	92990-06200-00	WASHER	4	
11	2T4-82131-00-00	BAND, BATTERY	1	
12	93210-61750-00	O-RING	1	
13	2XJ-21614-00-00	STAY, FENDER 2	1	
14	92016-08012-00	SCREW	1	
15	3JM-21691-00-00	FLAP	1	

OIL TANK

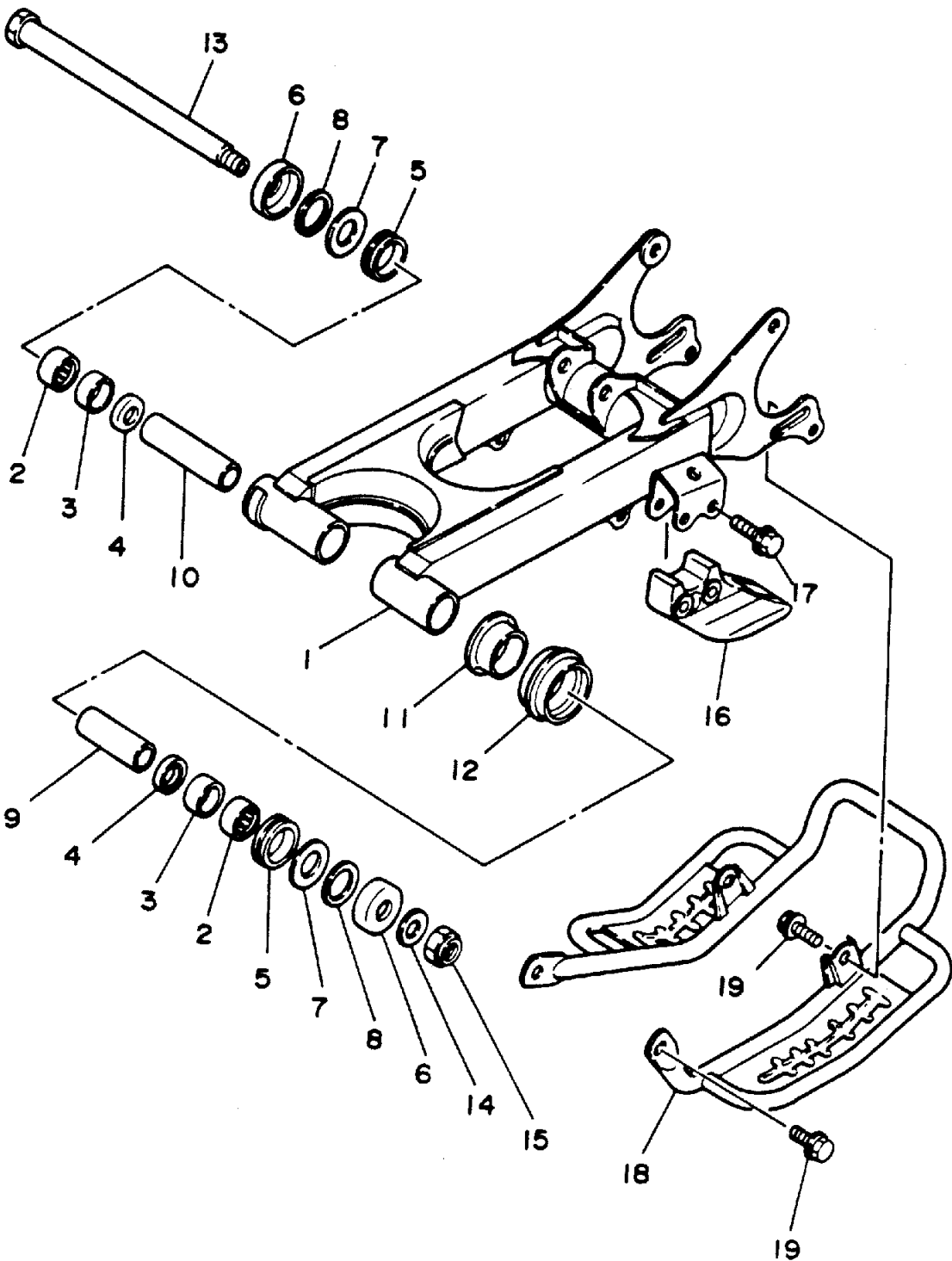
Ref. No.	Part Number	Description	Qty	Remarks
1	2XJ-21751-01-00	TANK, OIL	1	
2	2N3-21771-01-00	BODY, CAP	1	
3	2XJ-21746-00-00	DAMPER	1	
4	90480-48493-00	GROMMET	1	
5	90480-13238-00	GROMMET	2	
6	90387-07391-00	COLLAR	2	
7	95817-06025-00	BOLT, FLANGE	1	
8	90445-096F4-00	HOSE	1	
9	90467-08003-00	CLIP	2	
10	2XJ-2172W-00-00	COVER	1	
11	95817-06025-00	BOLT, FLANGE	1	
12	95817-06025-00	BOLT, FLANGE	1	



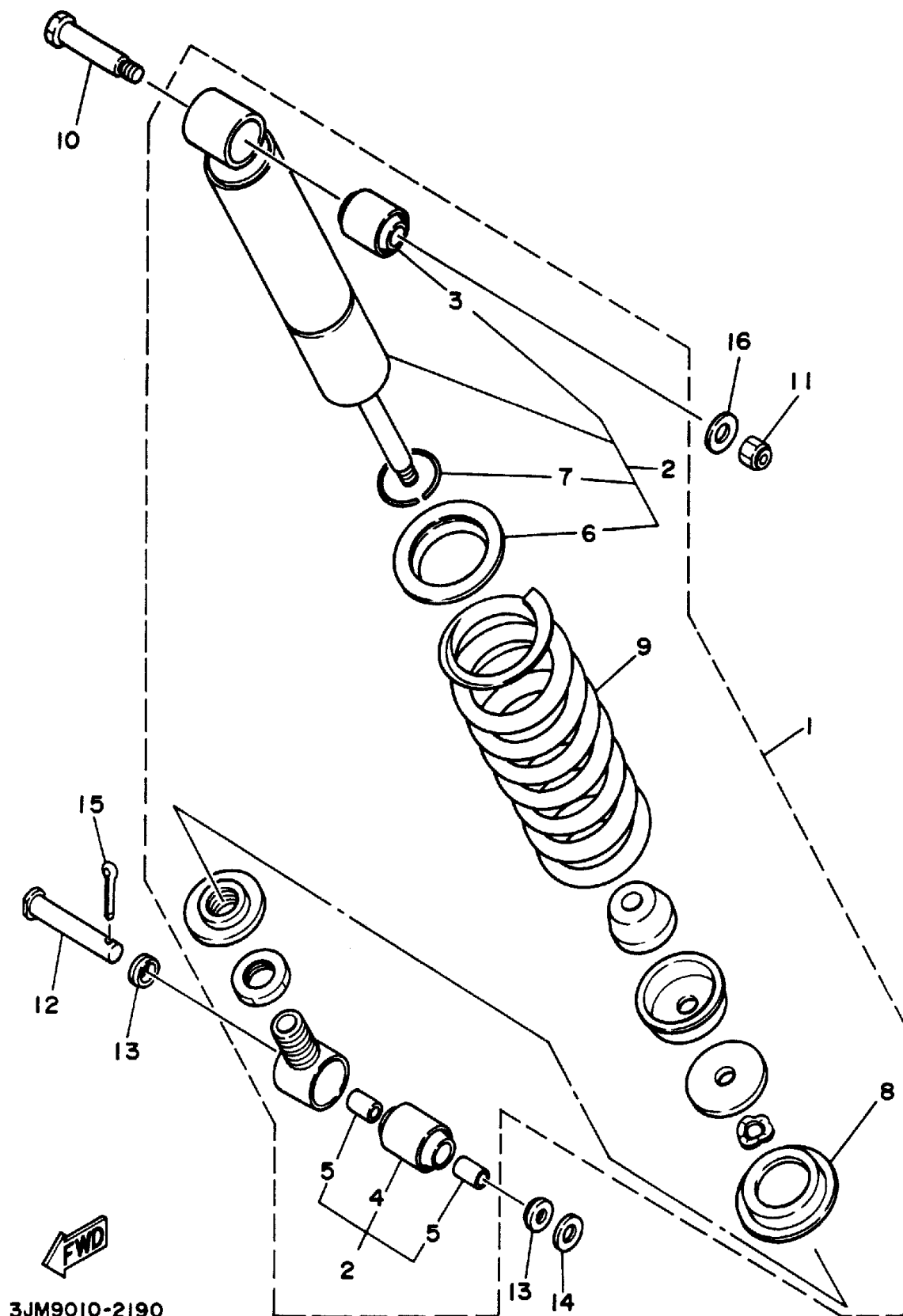
2XJ110-8170

REAR ARM

Ref. No.	Part Number	Description	Qty	Remarks
1	2XJ-22110-00-35	REAR ARM COMP.	1	SILVER
2	93317-32231-00	BEARING	2	
3	90380-22111-00	BUSH, SOLID	2	
4	93106-22019-00	OIL SEAL (DC 22-28-8)	2	
5	93108-35004-00	OIL SEAL (35-41-8)	2	
6	2K6-22128-01-00	COVER, THRUST 1	2	
7	90201-244A9-00	WASHER, PLATE	2	
8	240-22127-00-00	SHIM	1	UN
9	2XJ-22123-00-00	BUSH 1	1	
10	2XJ-22124-00-00	BUSH 2	1	
11	2GU-22155-00-00	PIPE	1	
12	2GU-22151-10-00	SEAL, GUARD	1	
13	2JN-22141-00-00	SHAFT, PIVOT	1	
14	90201-14218-00	WASHER, PLATE	1	
15	90185-14070-00	NUT, SELF-LOCKING	1	
16	38W-22199-00-00	SUPPORT, CHAIN	1	
17	95811-08040-00	BOLT, FLANGE	2	
18	2XJ-2219X-00-00	COVER	1	
19	95811-08012-00	BOLT, FLANGE	4	

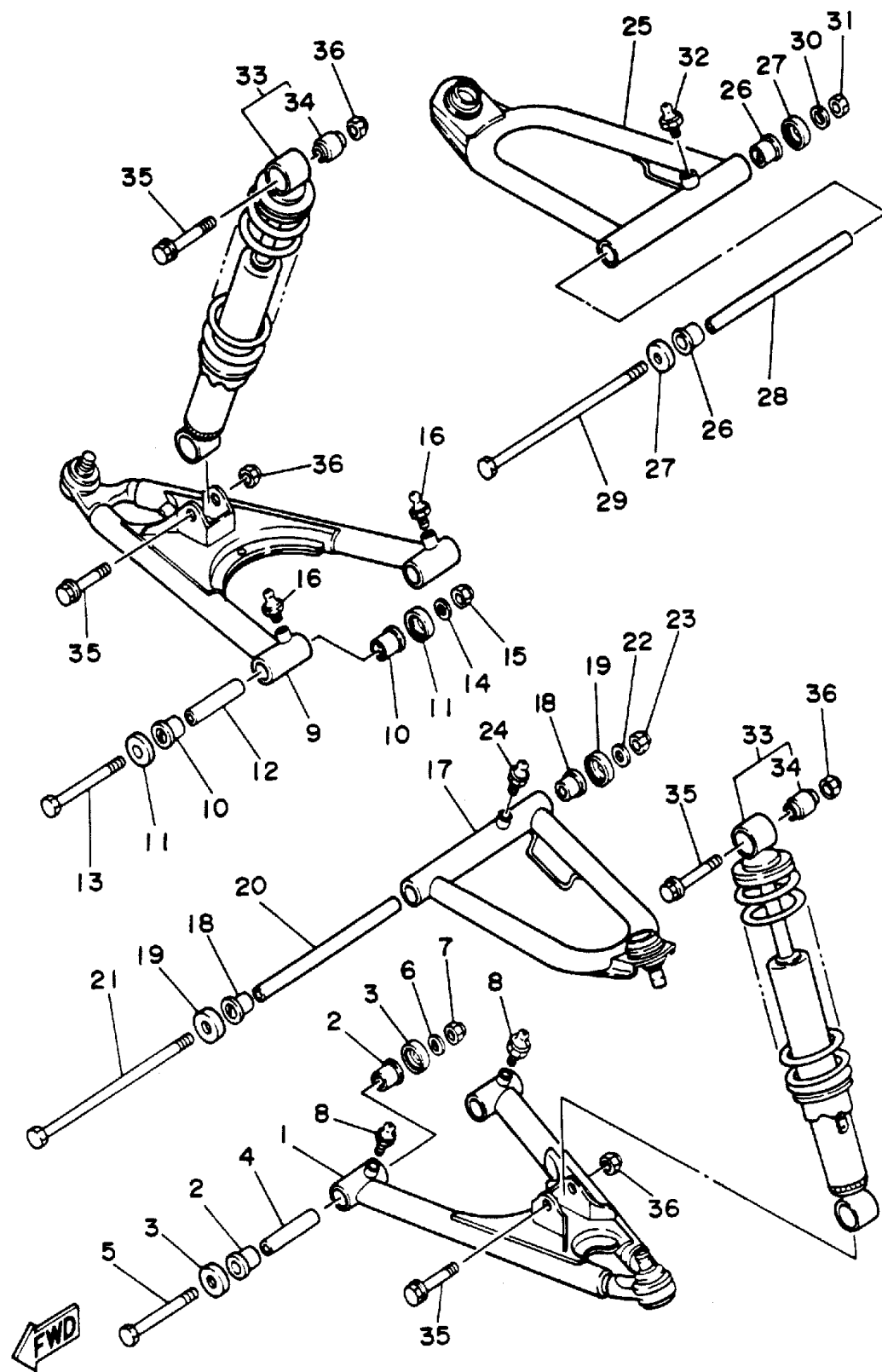


2XJ110-B180



REAR SUSPENSION

Ref. No.	Part Number	Description	Qty	Remarks
1	2XJ-22210-10-P2	SHOCK ABSORBER ASSEMBLY, REAR	1	LIGHT REDDISH YELLOW SOLID 1
2	2XJ-22201-20-00	. DAMPER SUB ASSEMBLY ..	1	
3	1NU-22216-00-00	.. BUSH, REAR SHOCK ABSORBER	1	
4	1NU-22226-00-00	.. BUSH, SHOCK ABSORBER LOWER	1	
5	90380-12051-00	.. BUSH, SOLID	2	
6	22W-22223-00-00	.. SEAT, SPRING LOWER	1	
7	93440-42101-00	.. CIRCLIP	1	
8	22W-22214-01-00	. GUIDE, SPRING 1	1	
9	2XJ-22212-00-P2	. SPRING	1	LIGHT REDDISH YELLOW SOLID 1
10	90109-10736-00	BOLT	1	
11	95601-10100-00	NUT, U (95602-10100-00)	1	
12	90240-12092-00	PIN, CLEVIS	1	
13	1W1-22128-00-00	COVER, THRUST 1	2	
14	92990-12600-00	WASHER, PLATE	1	
15	91401-30030-00	PIN, COTTER	1	
16	90201-102G9-00	WASHER, PLATE	1	



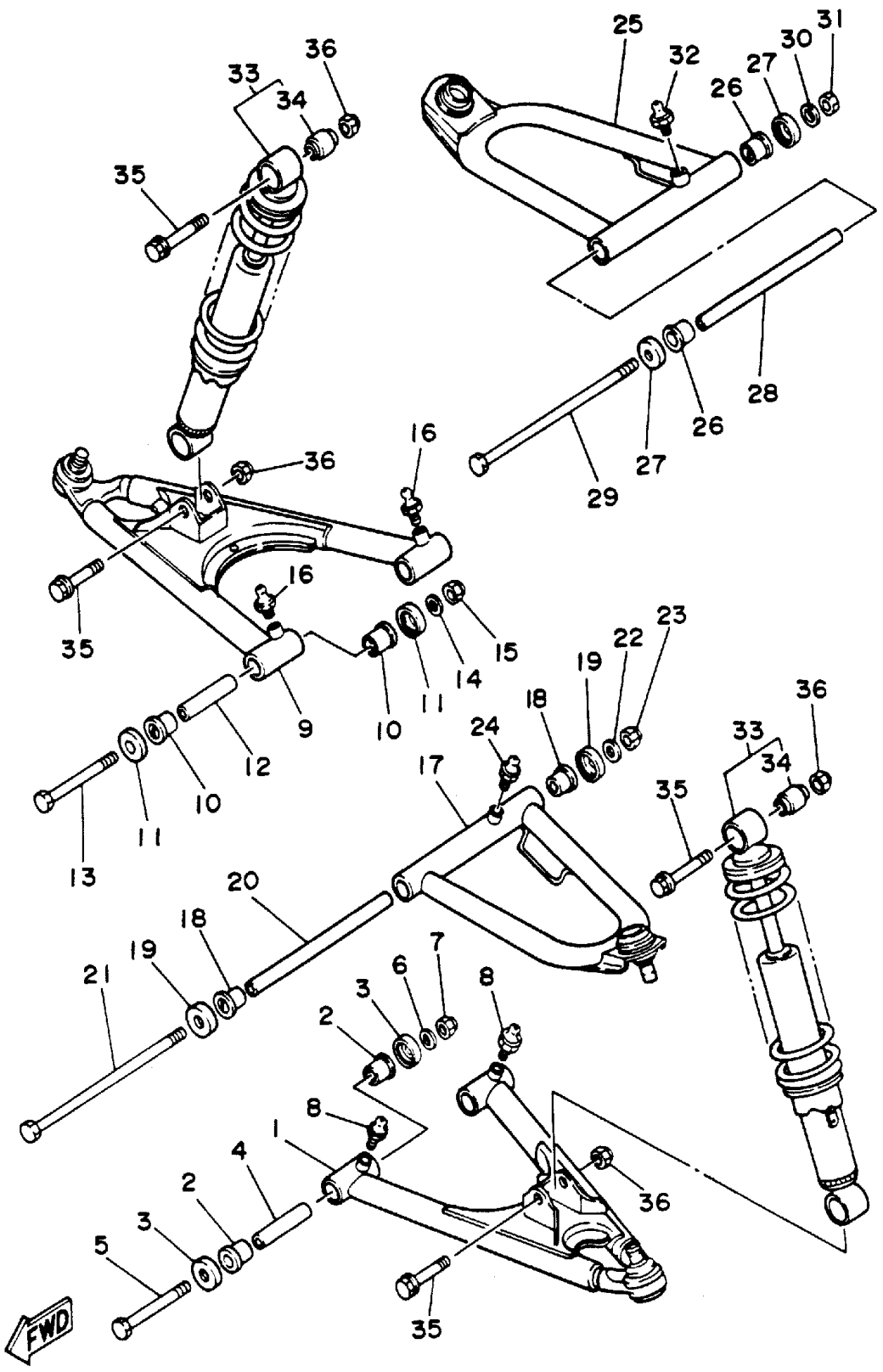
2XJ110-8200

FRONT SUSPENSION - WHEEL

Ref. No.	Part Number	Description	Qty	Remarks
1	3JM-23570-00-35	FRONT LOWER ARM COMP. (LEFT)	1	SILVER
2	90381-15088-00	BUSH, SOLID	4	
3	1UY-23517-00-00	COVER, THRUST 1	4	
4	90387-101R3-00	COLLAR	2	
5	90101-10655-00	BOLT	2	
6	90201-100F7-00	WASHER, PLATE	2	
7	90185-10120-00	NUT, SELF-LOCKING	2	
8	93700-06M03-00	NIPPLE, GREASE	2	
9	3JM-23580-00-35	FRONT LOWER ARM COMP. (RIGHT)	1	SILVER
10	90381-15088-00	BUSH, SOLID	4	
11	1UY-23517-00-00	COVER, THRUST 1	4	
12	90387-101R3-00	COLLAR	2	
13	90101-10655-00	BOLT	2	
14	90201-100F7-00	WASHER, PLATE	2	
15	90185-10120-00	NUT, SELF-LOCKING	2	
16	93700-06M03-00	NIPPLE, GREASE	2	
17	2XJ-23540-00-35	FRONT UPPER ARM COMP. (LEFT)	1	SILVER
18	90381-15088-00	BUSH, SOLID	2	
19	1UY-23517-00-00	COVER, THRUST 1	2	
20	90387-101U6-00	COLLAR	1	
21	336-22141-00-00	SHAFT, PIVOT	1	
22	90201-100F7-00	WASHER, PLATE	1	
23	90185-10120-00	NUT, SELF-LOCKING	1	
24	93700-06M03-00	NIPPLE, GREASE	1	
25	2XJ-23550-00-35	FRONT UPPER ARM COMP. (RIGHT)	1	SILVER
26	90381-15088-00	BUSH, SOLID	2	

CONTINUED ON NEXT FRAME ►

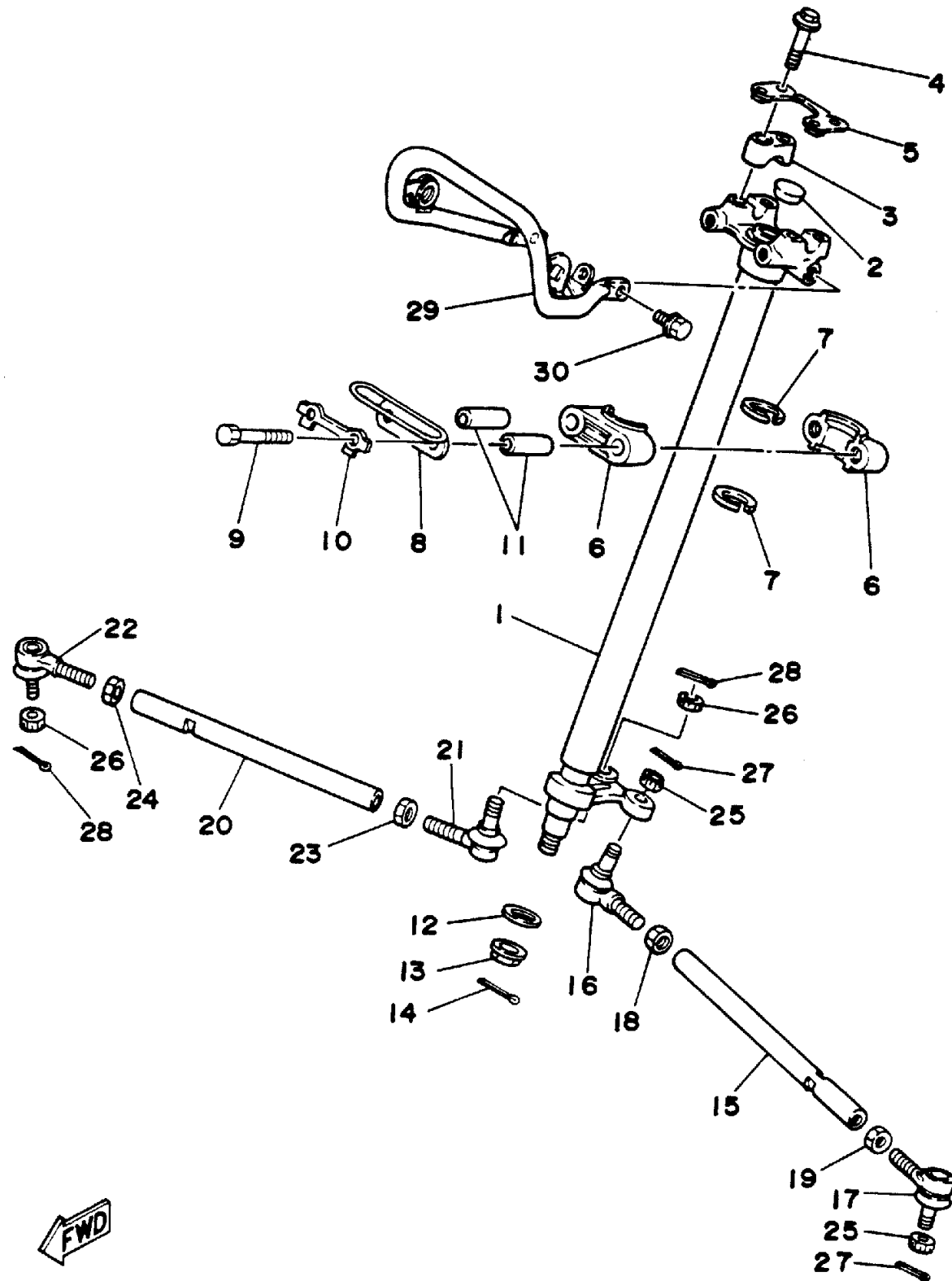
FRONT SUSPENSION - WHEEL



Ref. No.	Part Number	Description	Qty	Remarks
27	1UY-23517-00-00	COVER, THRUST 1	2	
28	90387-101U6-00	COLLAR	1	
29	336-22141-00-00	SHAFT, PIVOT	1	
30	90201-100F7-00	WASHER, PLATE	1	
31	90185-10120-00	NUT, SELF-LOCKING	1	
32	93700-06M03-00	NIPPLE, GREASE	1	
33	2XJ-23350-00-P2	SHOCK ABSORBER ASSEMBLY	2	LIGHT REDDISH YELLOW SOLID 1
34	2XJ-2331R-00-00	. DAMPER, BUSH B	2	
35	90105-10388-00	BOLT, WASHER BASED	4	
36	90185-10060-00	NUT, SELF-LOCKING	4	

2XJ110-8200

STEERING



Ref. No.	Part Number	Description	Qty	Remarks
1	2XJ-23813-00-00	COLUMN, STEERING 2	1	
2	90336-28053-00	PLUG, TAPER	1	
3	1E6-23441-00-00	HOLDER, HANDLE UPR	2	
4	95817-08035-00	BOLT, FLANGE	4	
5	2GU-2629K-00-00	STAY	1	
6	1UY-23812-00-00	PLANE BEARING, STEERING	2	
7	93112-31011-00	OIL SEAL	2	
8	2XJ-23868-00-00	BRACKET, STEERING LOWER	1	
9	98021-08060-00	BOLT	2	
10	1UY-23894-01-00	WASHER, LOCK 1	1	
11	90387-106T4-00	COLLAR (903-87090-R0-00)	2	
12	90201-10774-00	WASHER, PLATE	1	
13	90185-10115-00	NUT, SELF-LOCKING	1	
14	91490-20020-00	PIN, COTTER	1	
15	2XJ-23831-01-00	ROD, TIE	1	
16	1UY-23841-01-00	JOINT, UNIVERSAL 1	1	
17	1UY-23845-01-00	JOINT, UNIVERSAL 2	1	
18	95303-10700-00	NUT	1	
19	90170-10186-00	NUT	1	
20	2XJ-23831-01-00	ROD, TIE	1	
21	1UY-23841-01-00	JOINT, UNIVERSAL 1	1	
22	1UY-23845-01-00	JOINT, UNIVERSAL 2	1	
23	95303-10700-00	NUT	1	
24	90170-10186-00	NUT	1	
25	90171-10046-00	NUT, CASTLE	2	
26	90171-10046-00	NUT, CASTLE	2	
27	91490-20020-00	PIN, COTTER	2	
28	91490-20020-00	PIN, COTTER	2	
29	2XJ-23174-00-00	STAY, HEADLIGHT	1	

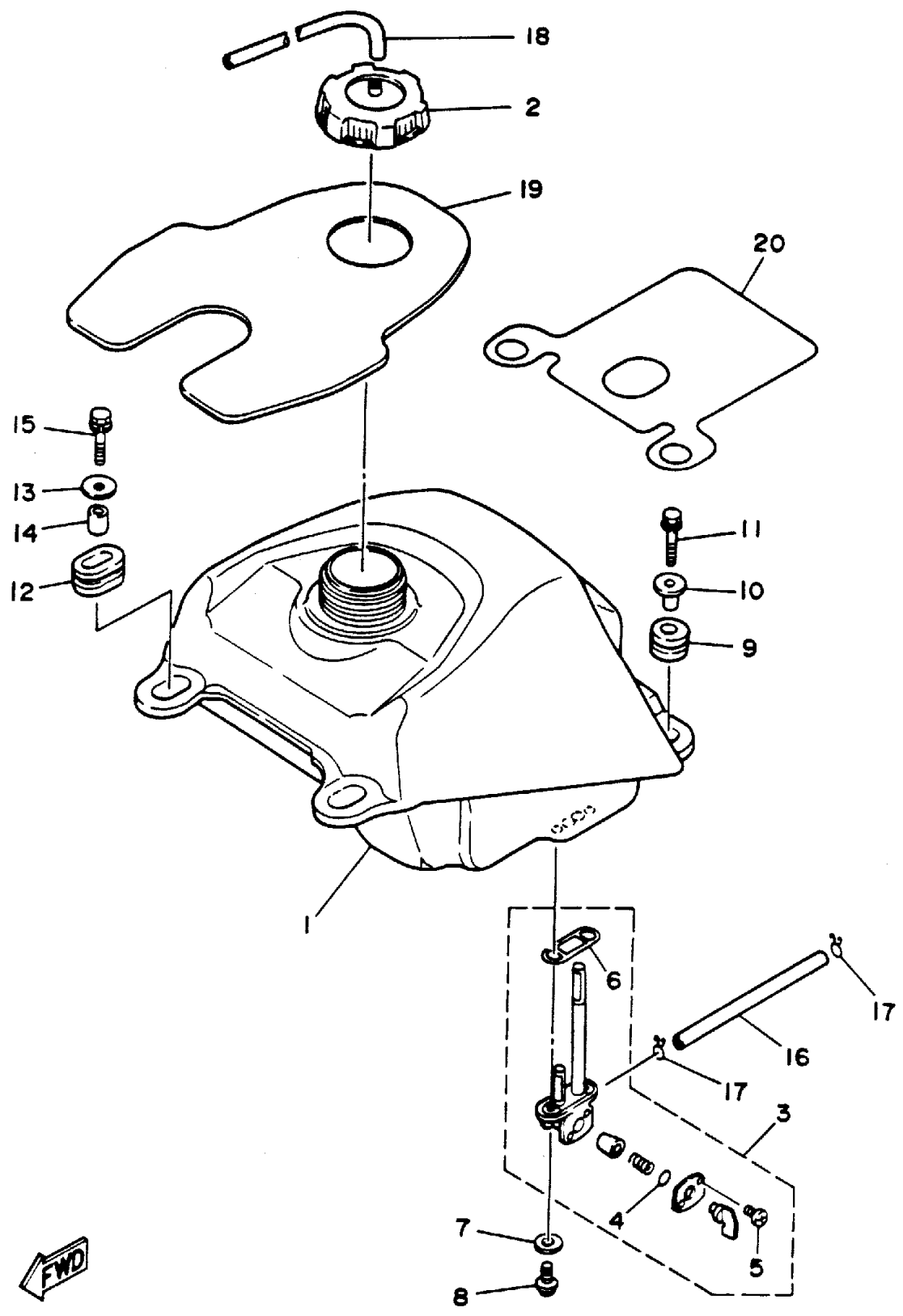
CONTINUED ON NEXT FRAME ➤

FWD
2XJ110-8210

Ref. No.	Part Number	Description	Qty	Remarks
-------------	----------------	-------------	-----	---------



FUEL TANK

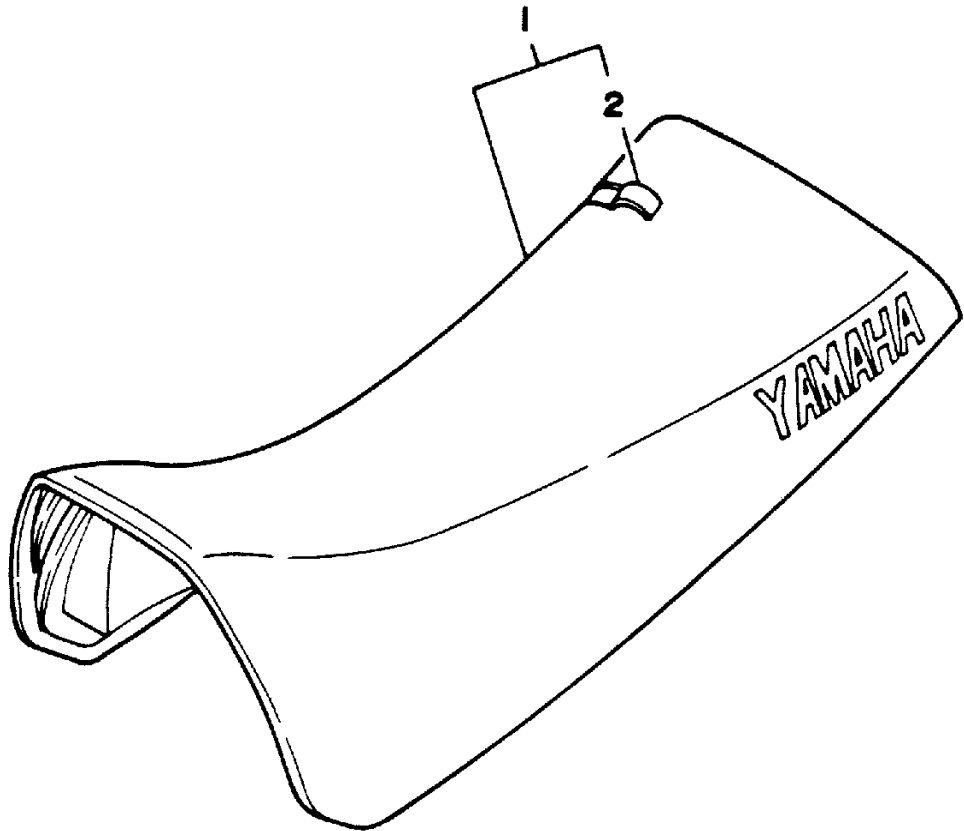


Ref. No.	Part Number	Description	Qty	Remarks
1	2XJ-24110-00-00	FUEL TANK COMP.	1	
2	1UY-24610-00-00	CAP ASSEMBLY	1	
3	36R-24500-01-00	FUEL COCK ASSEMBLY 1 ...	1	
4	4X8-24534-00-00	. SEAL, COCK	1	
5	98580-03008-00	. SCREW, PAN HEAD	2	
6	4X8-24512-00-00	. O-RING	1	
7	90202-05187-00	WASHER, PLATE	2	
8	90149-06011-00	SCREW	2	
9	90480-18290-00	GROMMET	2	
10	90387-066H4-00	COLLAR	2	
11	90119-06073-00	BOLT, WITH WASHER	2	
12	90480-01400-00	GROMMET	2	
13	90201-060L5-00	WASHER, PLATE	2	
14	90387-07598-00	COLLAR	2	
15	90119-06073-00	BOLT, WITH WASHER	2	
16	90445-100E9-00	HOSE	1	
17	90467-09006-00	CLIP	2	
18	90445-09111-00	HOSE	1	
19	2XJ-2414H-01-00	DAMPER, PLATE 1	1	
20	3JM-2414J-00-00	DAMPER, PLATE 2	1	

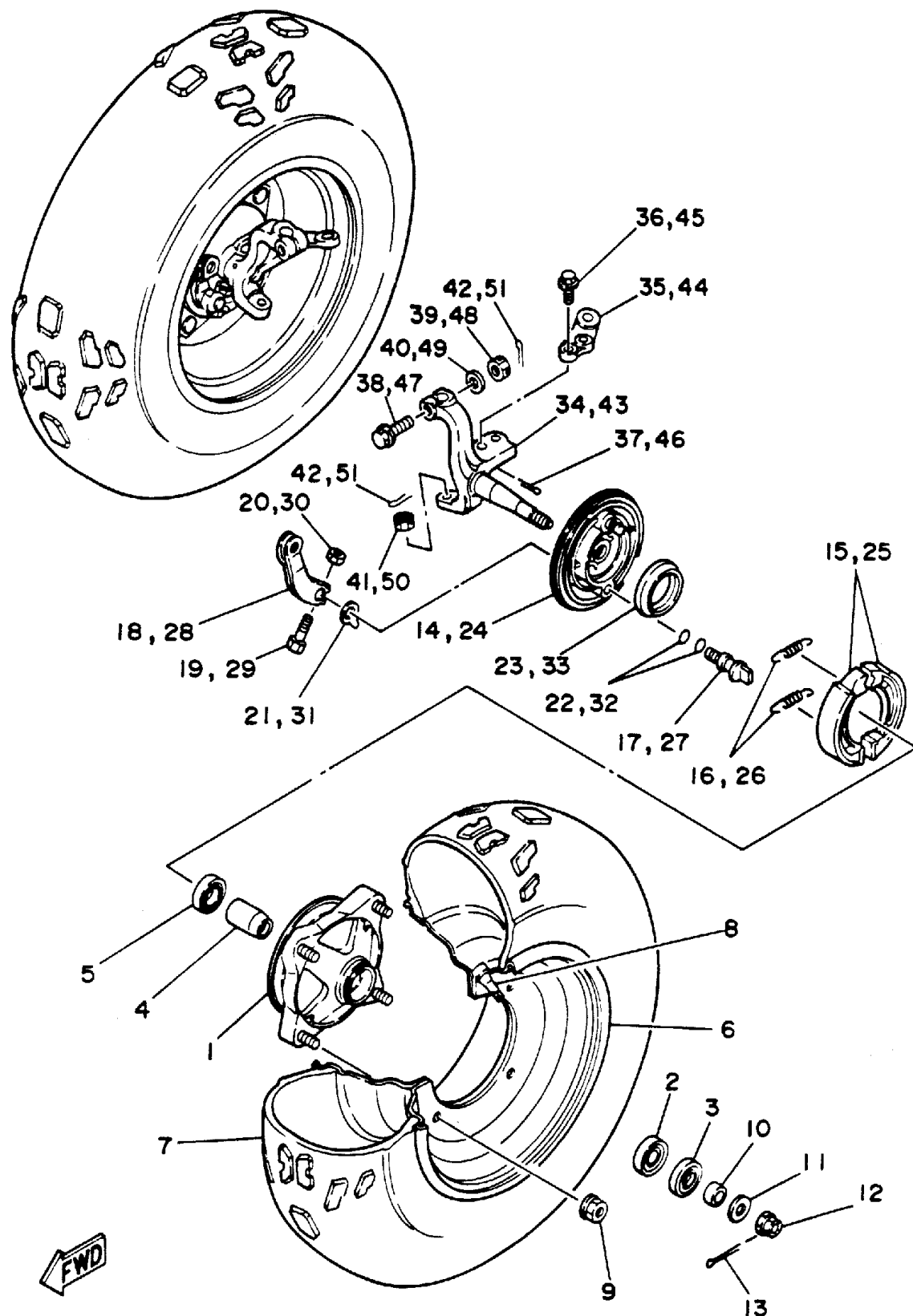
3JM4110-1220

SEAT

Ref. No.	Part Number	Description	Qty	Remarks
1	2XJ-24710-50-00	SINGLE SEAT ASSEMBLY ...	1	UR BLUISH GREEN SOLID 1
	2XJ-24710-90-00	SINGLE SEAT ASSEMBLY ...	1	UR DEEP VIOLET SOLID 1
2	2XJ-24731-50-00	. COVER, SEAT	1	UR BLUISH GREEN SOLID 1
	2XJ-24731-90-00	. COVER, SEAT	1	UR DEEP VIOLET SOLID 1



2XJ110-8230

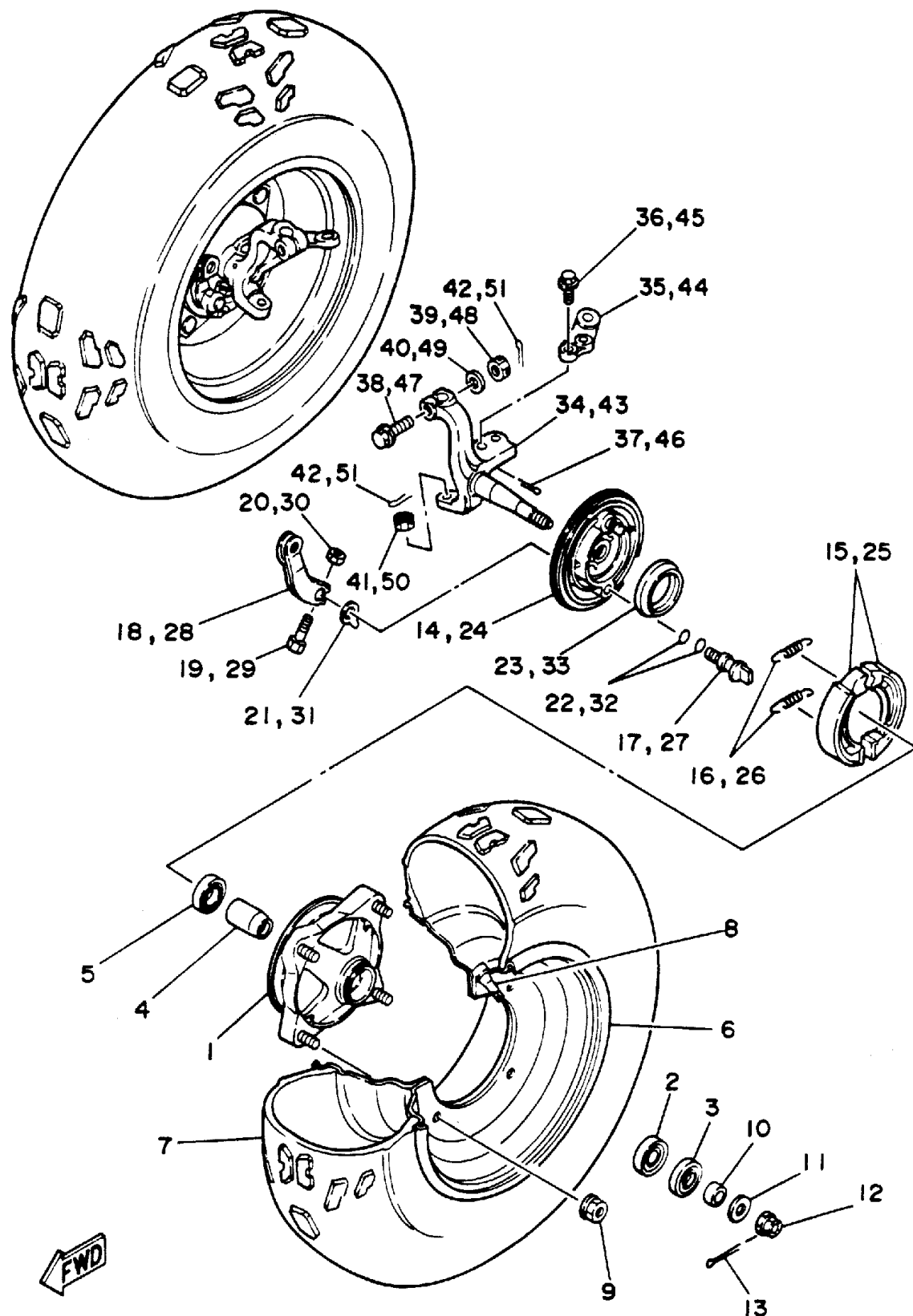


3JM100-9240

FRONT WHEEL

Ref. No.	Part Number	Description	Qty	Remarks
1	2XJ-25111-00-00	HUB, FRONT	2	
2	93306-20209-00	BEARING (B6202)	2	
3	93102-22216-00	OIL SEAL	2	
4	1UY-25117-00-00	SPACER, BEARING	2	
5	93306-90403-00	BEARING	2	
6	2XJ-25180-00-P0	FRONT WHEEL COMP.	2	UR DEEP VIOLET SOLID 1
	2XJ-25180-00-UJ	FRONT WHEEL COMP.	2	UR RADICAL WHITE DUNLOP
7	94107-106W0-00	TIRE (AT21X7-10**KT894A T/L)	2	
8	93900-00030-00	VALVE, RIM	2	
9	95701-10500-00	NUT, FLANGE (95702-10500) ..	8	
10	90387-150R1-00	COLLAR	2	
11	90201-14586-00	WASHER, PLATE	2	
12	90171-14020-00	NUT, CASTLE	2	
13	91401-30030-00	PIN, COTTER	2	
14	2XJ-25121-00-00	PLATE, BRAKE SHOE	1	
15	4BE-W2536-00-00	BRAKE SHOE SET	1	
16	90506-15260-00	SPRING, TENSION	2	
17	5G3-25351-02-00	CAMSHAFT	1	
18	52H-25155-00-00	LEVER, CAMSHAFT 1	1	
19	90101-06278-00	BOLT	1	
20	95380-06600-00	NUT	1	
21	52H-2513A-00-00	PLATE, INDICATOR	1	
22	93210-12790-00	O-RING	2	
23	93105-49023-00	OIL SEAL	1	
24	2XJ-25169-00-00	PLATE, BRAKE SHOE 2	1	
25	4BE-W2536-00-00	BRAKE SHOE SET	1	
26	90506-15260-00	SPRING, TENSION	2	
27	5G3-25351-02-00	CAMSHAFT	1	

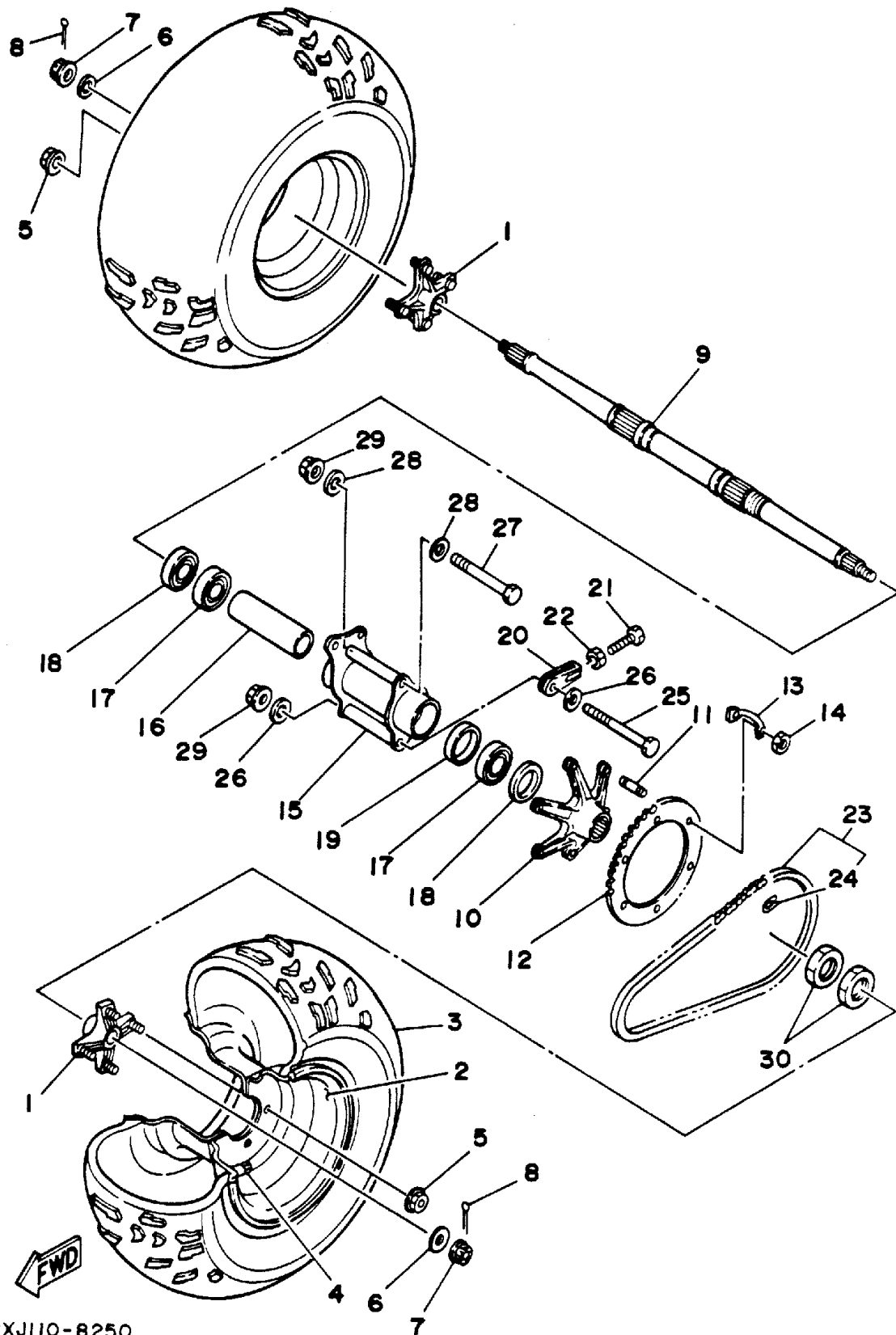
CONTINUED ON NEXT FRAME ➤



3JM100-9240

FRONT WHEEL

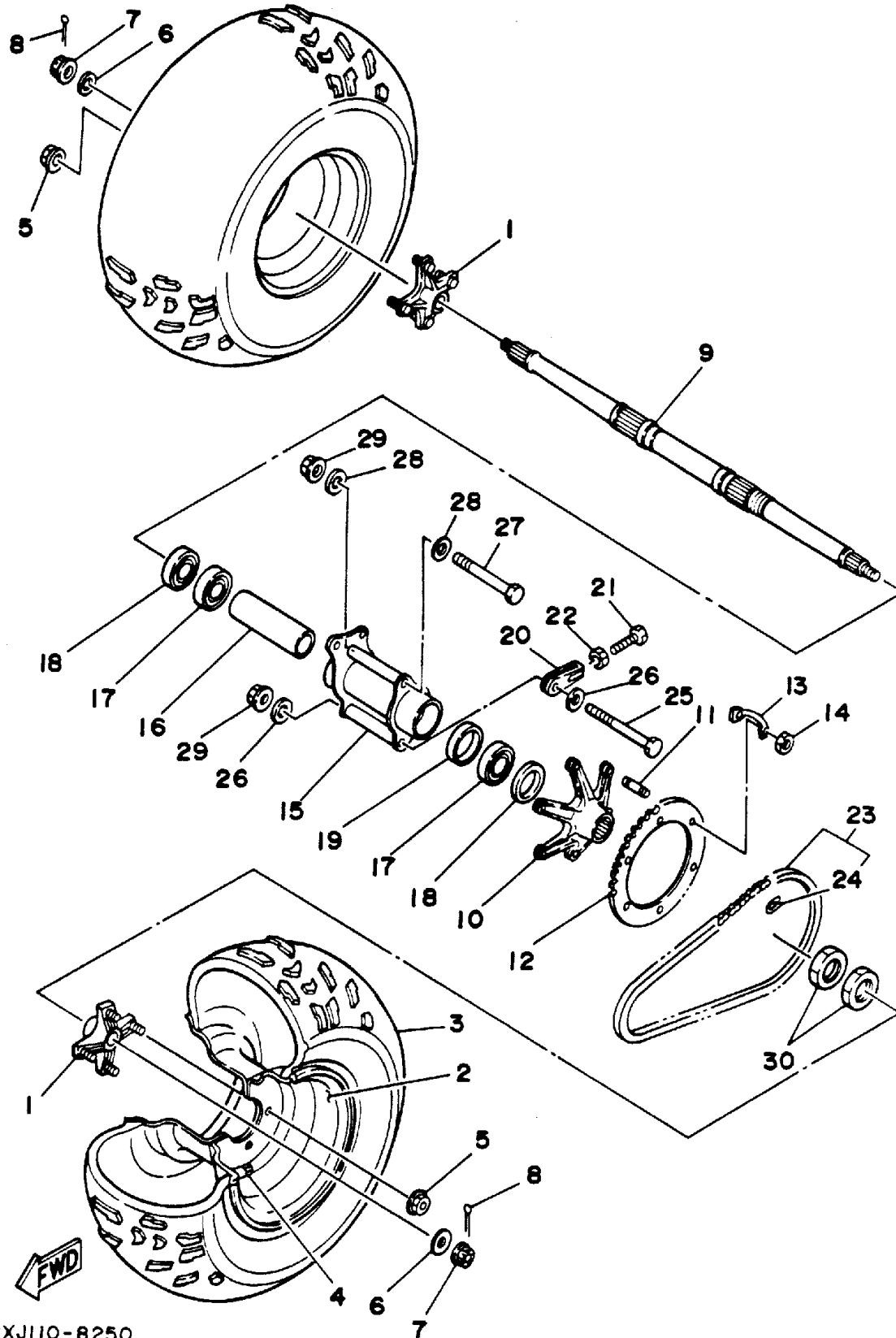
Ref. No.	Part Number	Description	Qty	Remarks
28	52H-25156-00-00	LEVER, CAMSHAFT 2	1	
29	90101-06278-00	BOLT	1	
30	95380-06600-00	NUT	1	
31	52H-2513A-00-00	PLATE, INDICATOR	1	
32	93210-12790-00	O-RING	2	
33	93105-49023-00	OIL SEAL	1	
34	3JM-23511-00-00	KNUCKLE, STEERING 1	1	
35	2XJ-23512-00-00	ARM, KNUCKLE 1 (LEFT)	1	
36	90105-10507-00	BOLT, WASHER BASED	2	
37	91490-20020-00	PIN, COTTER	2	
38	90105-10549-00	BOLT, WASHER BASED	1	
39	95332-10600-00	NUT	1	
40	90201-100F7-00	WASHER, PLATE	1	
41	90171-10046-00	NUT, CASTLE	1	
42	91490-20020-00	PIN, COTTER	2	
43	3JM-23521-00-00	KNUCKLE, STEERING 2	1	
44	2XJ-23522-00-00	ARM, KNUCKLE 2 (RIGHT) ...	1	
45	90105-10507-00	BOLT, WASHER BASED	2	
46	91490-20020-00	PIN, COTTER	2	
47	90105-10549-00	BOLT, WASHER BASED	1	
48	95332-10600-00	NUT	1	
49	90201-100F7-00	WASHER, PLATE	1	
50	90171-10046-00	NUT, CASTLE	1	
51	91490-20020-00	PIN, COTTER	2	



REAR WHEEL

Ref. No.	Part Number	Description	Qty	Remarks
1	2XJ-25383-00-00	COLLAR, WHEEL	2	
2	2VY-25390-00-P0	REAR WHEEL COMP.	2	UR DEEP VIOLET SOLID 1
	2VY-25390-00-UJ	REAR WHEEL COMP.	2	UR RADICAL WHITE
3	94110-085W9-00	TIRE (AT21X10-8*KT895A T/L N) ...	2	DUNLOP
4	93900-00030-00	VALVE, RIM	2	
5	95701-10500-00	NUT, FLANGE (95702-10500) ..	8	
6	90201-141A3-00	WASHER, PLATE	2	
7	90171-14037-00	NUT, CASTLE	2	
8	91401-30030-00	PIN, COTTER	2	
9	2XJ-25381-00-00	AXLE, WHEEL	1	
10	2XJ-25386-00-00	COLLAR, SPROCKET AXLE ..	1	
11	90116-08507-00	BOLT, STUD	6	
12	2XJ-25440-20-00	SPROCKET, DRIVEN (40T) ...	1	
13	2XJ-25412-00-00	WASHER	3	
14	90170-08258-00	NUT	6	
15	2XJ-25311-00-35	HUB, REAR	1	SILVER
16	2XJ-25317-00-00	SPACER, BEARING	1	
17	93306-00705-00	BEARING	2	
18	93106-42026-00	OIL SEAL	2	
19	90387-561U7-00	COLLAR	1	
20	2XJ-25388-00-00	PULLER, CHAIN 1	2	
21	90101-08615-00	BOLT	2	
22	95333-08600-00	NUT	2	
23	94581-08092-00	CHAIN	1	
24	94681-08011-00	. JOINT, CHAIN (D.I.D 520V6-FJ)	1	
25	90101-10678-00	BOLT	1	
26	90201-106F2-00	WASHER, PLATE	2	

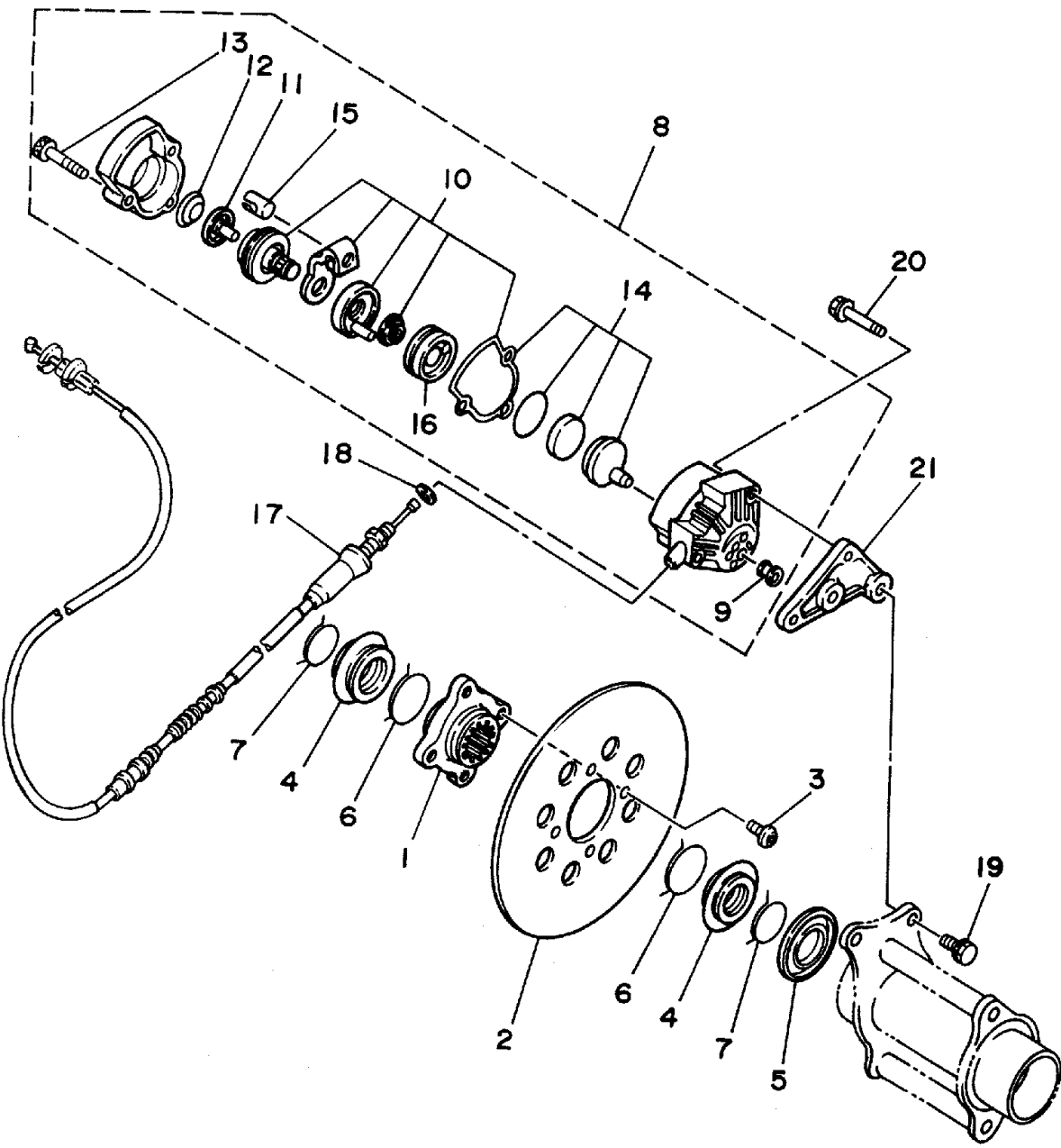
CONTINUED ON NEXT FRAME ►



REAR WHEEL

Ref. No.	Part Number	Description	Qty	Remarks
27	90101-10678-00	BOLT	1	
28	90201-106F2-00	WASHER, PLATE	2	
29	95701-10500-00	NUT, FLANGE (95702-10500) ..	2	
30	90170-33376-00	NUT	2	

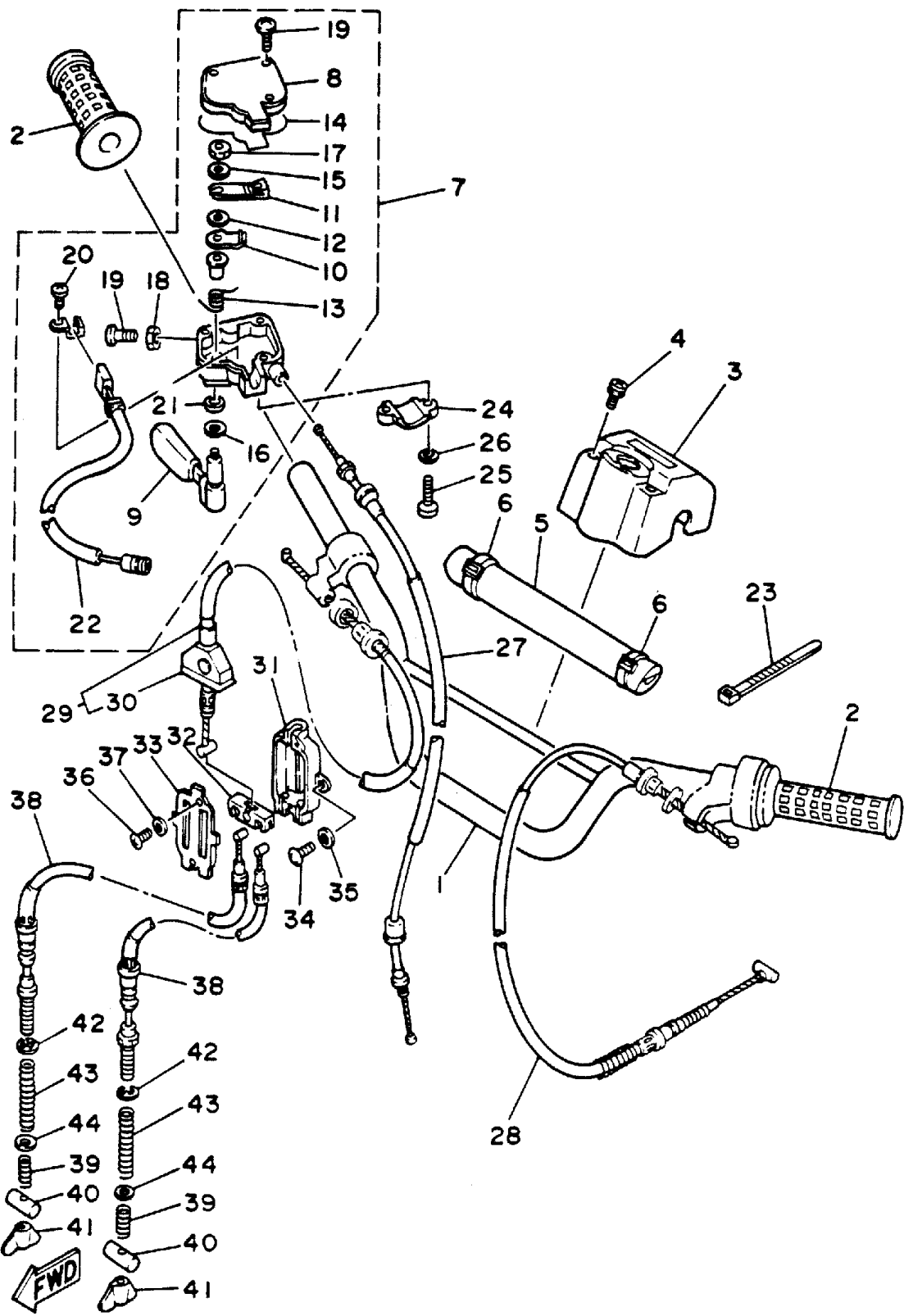
REAR BRAKE CALIPER



Ref. No.	Part Number	Description	Qty	Remarks
1	2XJ-25712-00-00	BRACKET, DISC	1	
2	2XJ-25831-50-00	DISC, BRAKE	1	
3	90109-081F0-00	BOLT	4	
4	2XJ-25715-00-00	COVER 1	2	
5	2XJ-25367-00-00	COVER, HUB DUST	1	
6	93440-44158-00	CIRCLIP	2	
7	93440-36159-00	CIRCLIP	2	
8	2XJ-25810-50-00	CALIPER ASSEMBLY	1	
9	2XJ-25916-00-00	. PLUG	1	
10	2XJ-25726-01-00	. BRAKE LEVER SET	1	
11	2XJ-25771-00-00	. RATCHET, ADJUSTING	1	
12	2XJ-25772-00-00	. SPRING, RATCHET FIX	1	
13	2XJ-25818-00-00	. BOLT, CALIPER	3	
14	2XJ-25811-00-00	. PAD, CALIPER 2	1	
15	2XJ-25734-00-00	. PIN 1	1	
16	2XJ-25689-00-00	. PLATE, GUIDE	1	
17	2XJ-26351-00-00	CABLE, BRAKE	1	
18	90201-080L7-00	WASHER, PLATE	1	
19	90105-08520-00	BOLT, WASHER BASED	2	
20	90105-08521-00	BOLT, WASHER BASED	2	
21	2XJ-25721-00-00	BRACKET, CALIPER	1	


3JMD110-4260

STEERING HANDLE - CABLE

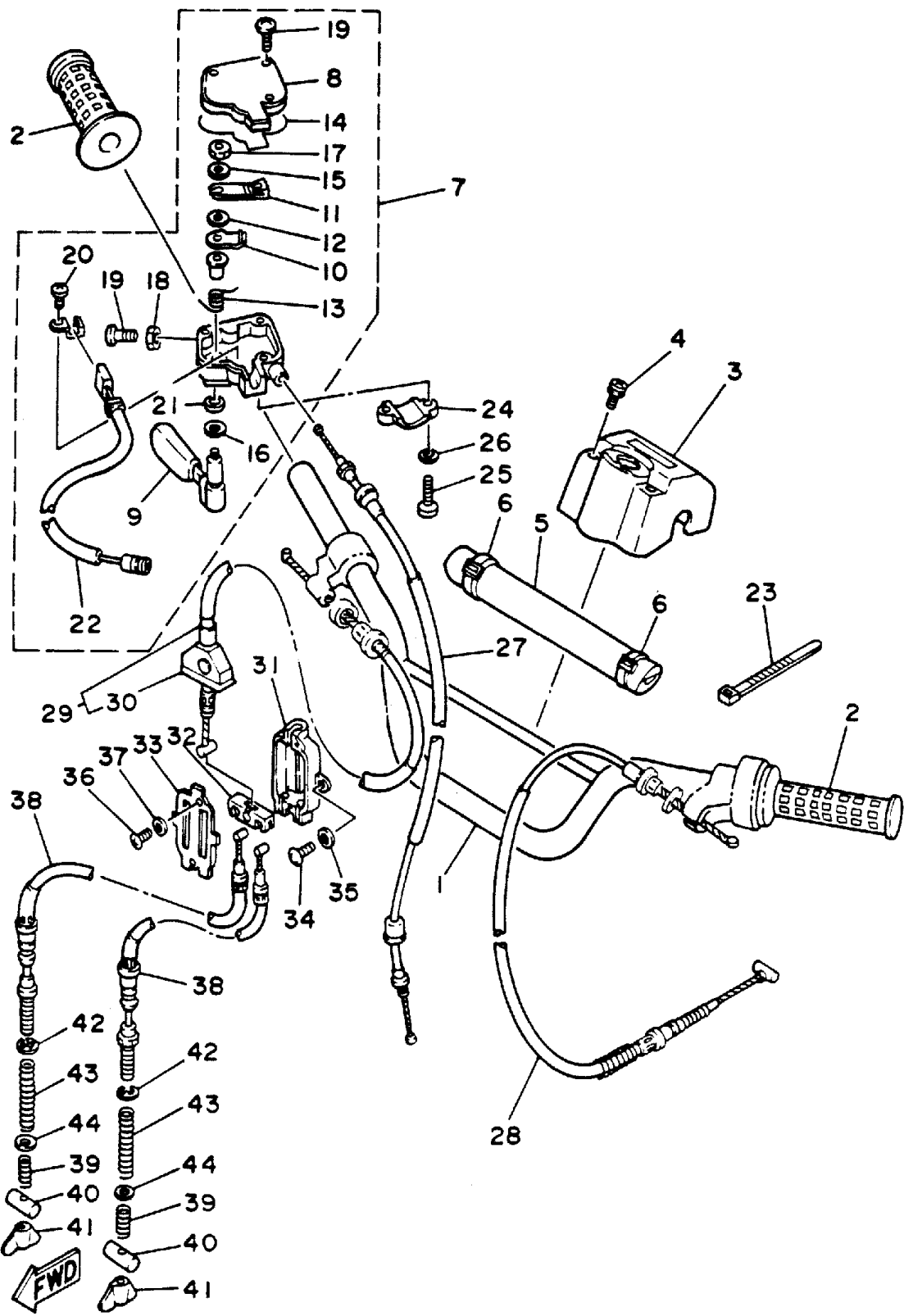


Ref. No.	Part Number	Description	Qty	Remarks
1	2GU-26111-00-00	HANDLEBAR	1	
2	3GB-26241-00-00	GRIP (LEFT)	2	
3	2GU-26124-00-00	PROTECTOR, HANDLEBAR ..	1	
4	90159-06093-00	SCREW, WITH WASHER	2	
5	3GD-2622K-00-00	PROTECTOR 1	1	
6	437-83936-01-00	BAND, SWITCH CORD	2	
7	2GU-26250-01-00	THROTTLE LEVER ASSEMBLY	1	
8	2GU-2628F-00-00	. CAP, GEAR	1	
9	2GU-2625G-01-00	. LEVER, THROTTLE	1	
10	2GU-2625H-00-00	. ARM, THROTTLE	1	
11	2GU-2625J-00-00	. ARM, THROTTLE 2	1	
12	2GU-26259-00-00	. COLLAR	1	
13	2GU-26314-00-00	. SPRING	1	
14	2GU-2628G-00-00	. GASKET	1	
15	2GU-26398-00-00	. WASHER	1	
16	1NV-26129-00-00	. WASHER	1	
17	95612-05100-00	. NUT, U	1	
18	95317-05700-00	. NUT (95302-05700-00)	1	
19	98507-05020-00	. SCREW, PAN HEAD	4	
20	98902-03006-00	. SCREW, BIND	1	
21	93104-09025-00	. OIL SEAL	1	
22	2GU-82567-00-00	. SWITCH, THROTTLE	1	
23	437-83936-01-00	BAND, SWITCH CORD	2	
24	4V4-82913-00-00	HOLDER, LEVER LOWER 1 ...	1	
25	98507-05020-00	SCREW, PAN HEAD	2	
26	92906-05100-00	WASHER, SPRING	2	
27	2XJ-26311-00-00	CABLE, THROTTLE 1	1	
28	2XJ-26335-00-00	CABLE, CLUTCH	1	
29	2XJ-26373-00-00	CABLE, BRAKE 4	1	

CONTINUED ON NEXT FRAME ➤

3JM7110-2270

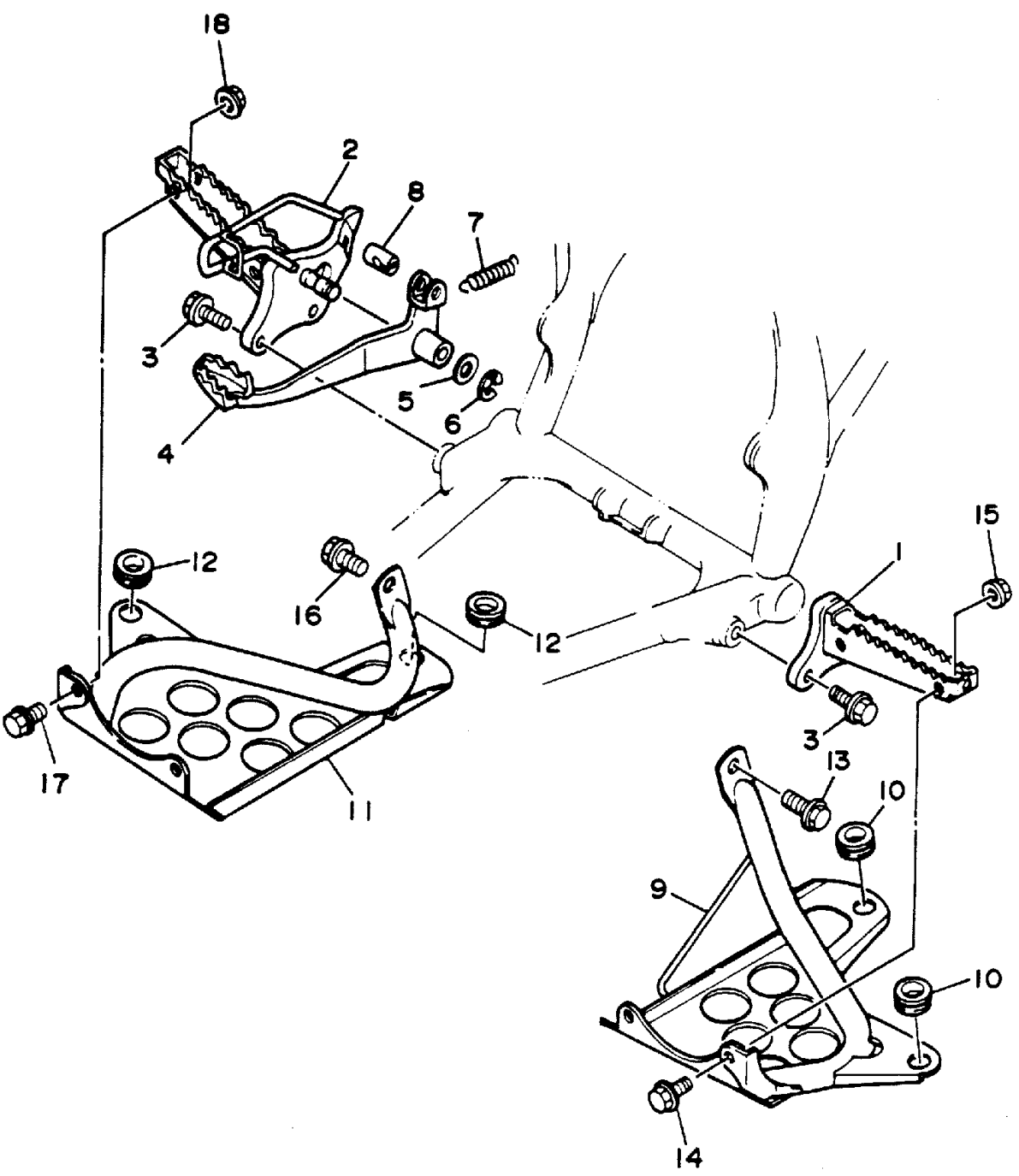
STEERING HANDLE - CABLE



Ref. No.	Part Number	Description	Qty	Remarks
30	52H-26362-00-00	. BOOT	1	
31	52H-26371-00-00	HOUSING, BRAKE LINK	1	
32	52H-26347-01-00	JOINT, CABLE	1	
33	52H-2631G-00-00	PLATE	1	
34	98580-05016-00	SCREW, PAN HEAD	2	
35	92990-05600-00	WASHER, PLATE	2	
36	98580-03008-00	SCREW, PAN HEAD	2	
37	92902-03600-00	WASHER	2	
38	2XJ-26361-01-00	CABLE, BRAKE	2	
39	90501-10782-00	SPRING, COMPRESSION	2	
40	90249-12008-00	PIN	2	
41	90175-06019-00	NUT, WING	2	
42	99009-06600-00	CIRCLIP	2	
43	90501-123A0-00	SPRING, COMPRESSION	2	
44	90209-06265-00	WASHER	2	

3JM7110-2270

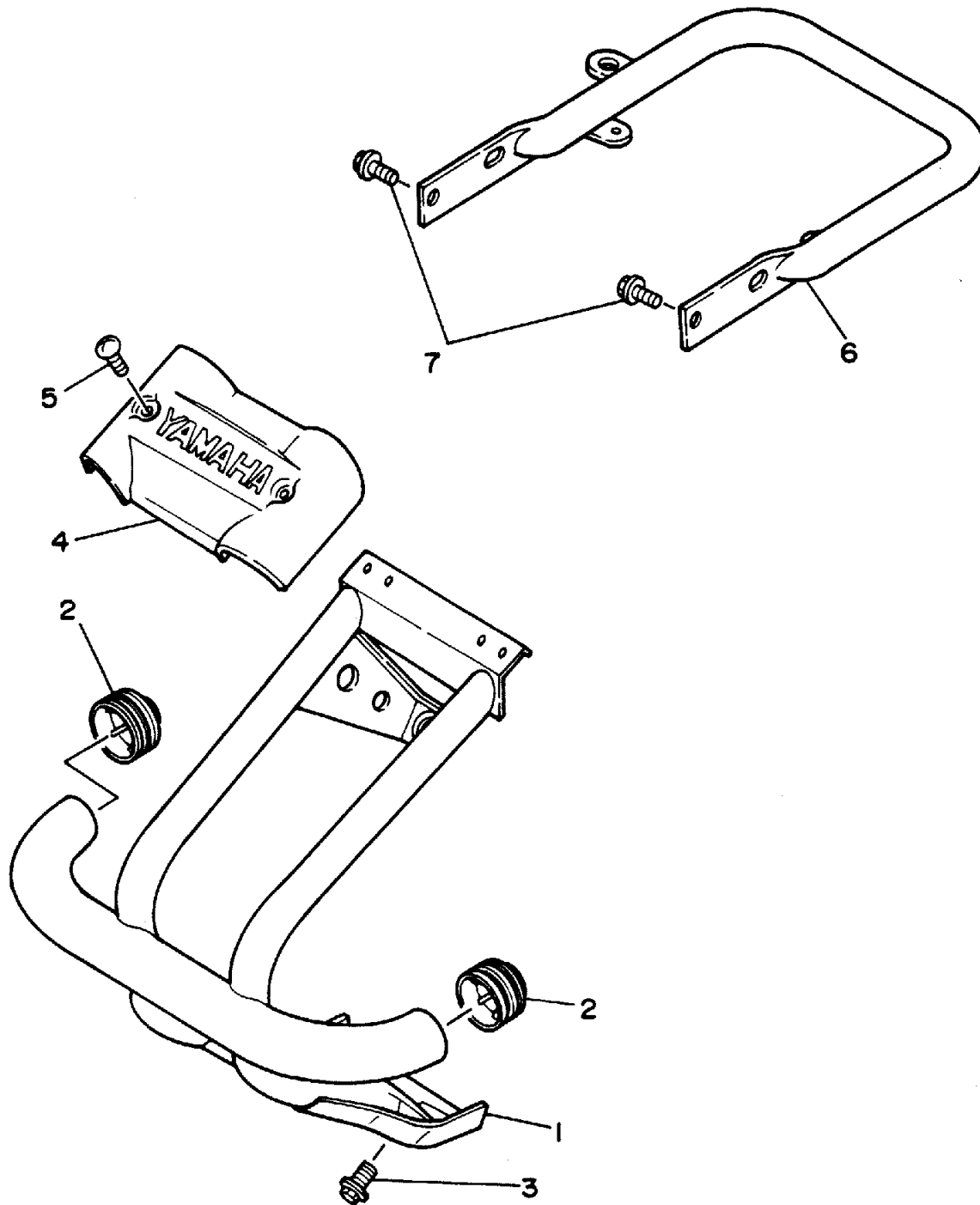
STAND - FOOTREST



Ref. No.	Part Number	Description	Qty	Remarks
1	3JM-27411-01-00	FOOTREST 1	1	
2	3JM-27421-00-00	FOOTREST 2	1	
3	95811-10025-00	BOLT, FLANGE	4	
4	3JM-27211-10-00	PEDAL BRAKE	1	
5	90201-15797-00	WASHER, PLATE	1	
6	93430-12008-00	CIRCLIP	1	
7	90506-20193-00	SPRING, TENSION	1	
8	90249-14202-00	PIN	1	
9	3JM-27445-00-00	PLATE 1	1	
10	90480-18411-00	GROMMET	2	
11	3JM-27446-00-00	PLATE 2	1	
12	90480-18411-00	GROMMET	2	
13	95811-08016-00	BOLT, FLANGE	1	
14	92011-08016-00	SCREW (1FK)	2	
15	95701-08500-00	NUT, FLANGE	2	
16	95811-08016-00	BOLT, FLANGE	1	
17	92011-08016-00	SCREW (1FK)	2	
18	95701-08500-00	NUT, FLANGE	2	



3JM2100 - 0280

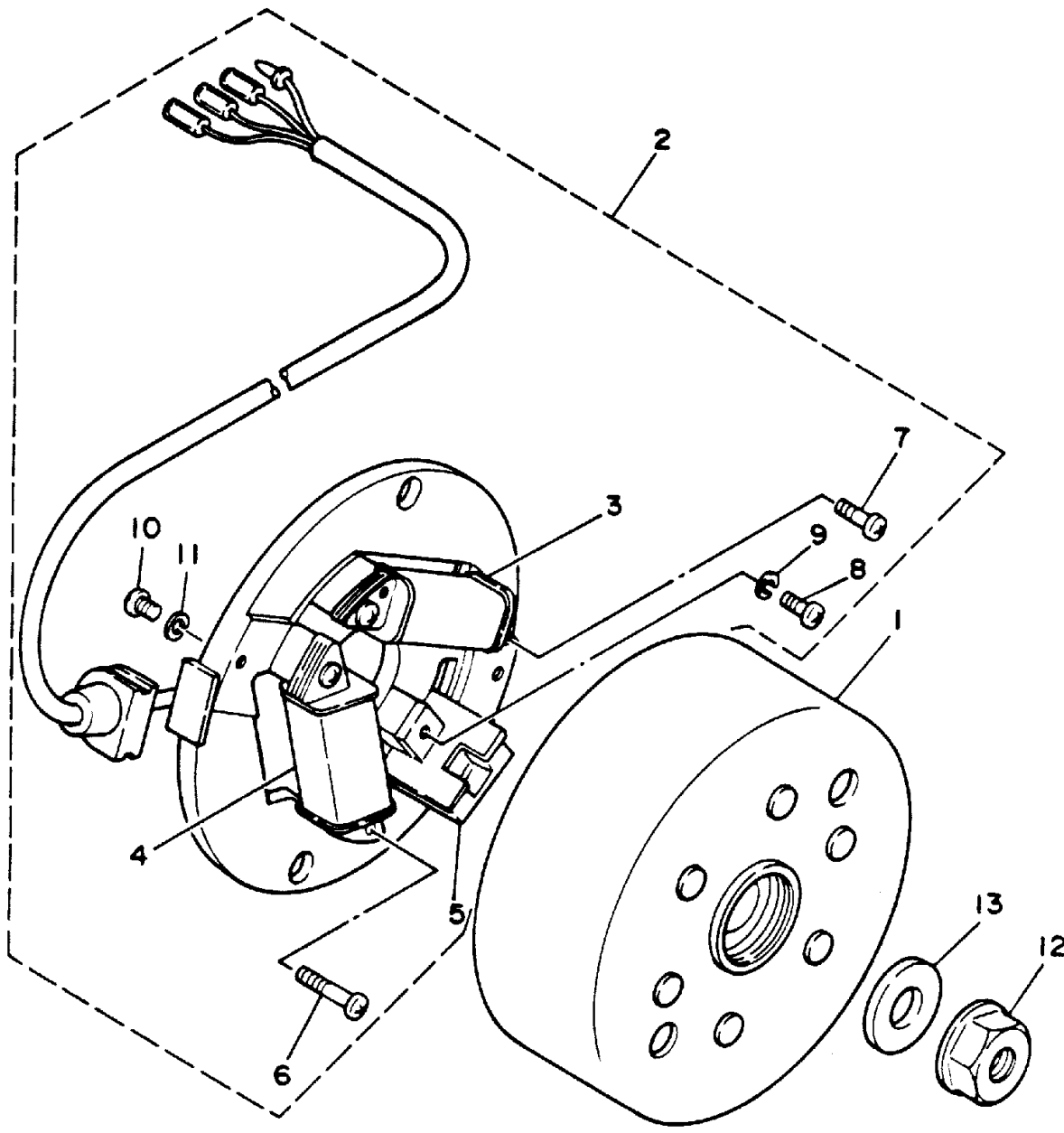


3JMA110-3290

GUARD

Ref. No.	Part Number	Description	Qty	Remarks
1	3JM-2845N-10-00	BAR, CARRY FRONT	1	
2	2HR-28415-00-00	DAMPER 1	2	
3	95811-08016-00	BOLT, FLANGE	3	
4	2XJ-2842M-00-00	COVER 1	1	
5	90154-05059-00	SCREW, BINDING	2	
6	3JM-2845R-00-00	BAR, CARRY REAR (3JM-2845R-00-00)	1	
7	95811-08016-00	BOLT, FLANGE	3	

GENERATOR



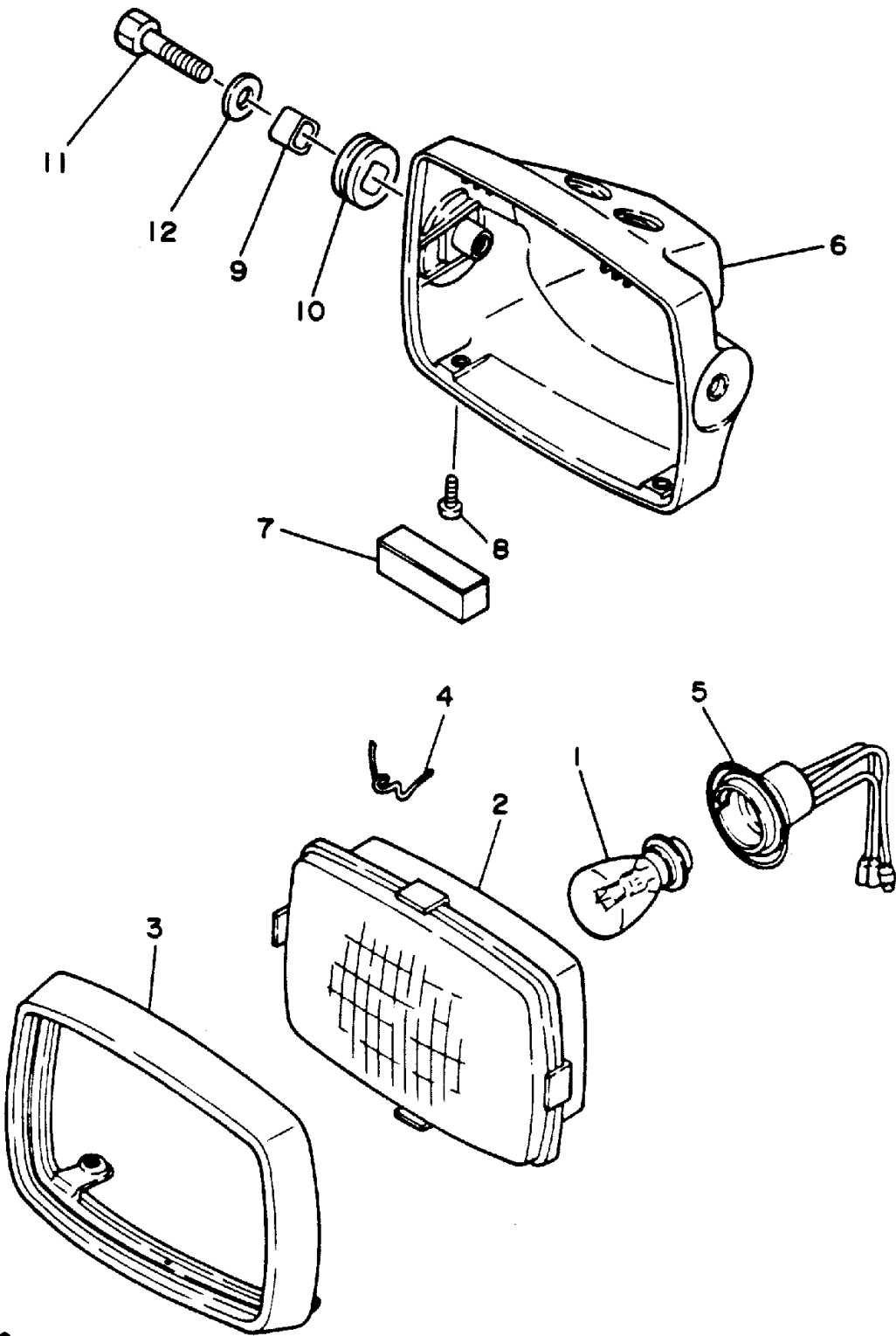
Ref. No.	Part Number	Description	Qty	Remarks
1	2XJ-85550-M0-00	ROTOR ASSEMBLY	1	
2	3JM-85560-00-00	BASE ASSEMBLY	1	
3	37A-85520-M1-00	. COIL, CHARGE	1	
4	2XJ-81313-M0-00	. COIL, LIGHTING 1	1	
5	2AL-85580-M0-00	. COIL, PULSER	1	
6	98511-04020-00	. SCREW, PAN HEAD	2	
7	98511-04012-00	. SCREW, PAN HEAD	2	
8	98580-04010-00	. SCREW, PAN HEAD	1	
9	92901-04100-00	. WASHER, SPRING	1	
10	98580-04008-00	. SCREW, PAN HEAD	1	
11	92901-04100-00	. WASHER, SPRING	1	
12	90179-12248-00	NUT	1	
13	90201-123L6-00	WASHER, PLATE	1	



3JM2100-0300

HEADLIGHT

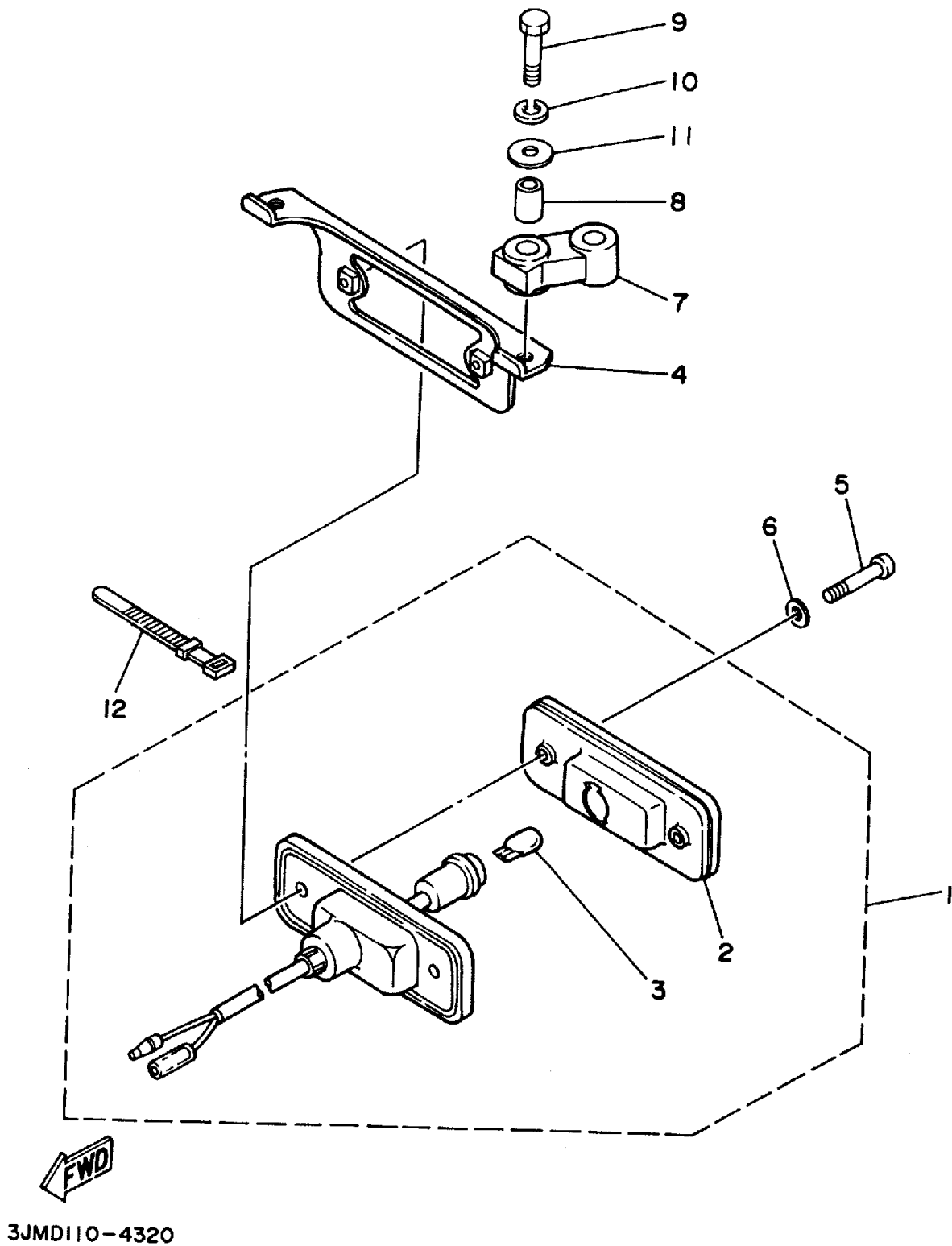
Ref. No.	Part Number	Description	Qty	Remarks
1	21V-84314-00-00	BULB, HEAD LIGHT (12V-45/45W)	1	
2	52H-84320-00-00	LENS ASSEMBLY	1	
3	52H-84315-00-00	RIM, HEADLIGHT	1	
4	52H-84324-00-00	SPRING, REFLECTOR	4	
5	52H-84340-00-00	SOCKET CORD ASSEMBLY 1	1	
6	2XJ-84330-00-00	BODY ASSEMBLY	1	
7	5X4-14462-00-00	DAMPER, HEADLIGHT (2XJ-84345-00-00)	1	
8	98580-05012-00	SCREW, PAN HEAD	2	
9	52H-84338-00-00	COLLAR, BODY FITTING	2	
10	52H-84345-00-00	DAMPER, HEADLIGHT	2	
11	97011-08030-00	BOLT (97001-08030-00)	2	
12	90201-08753-00	WASHER, PLATE	2	



3JM100-9310

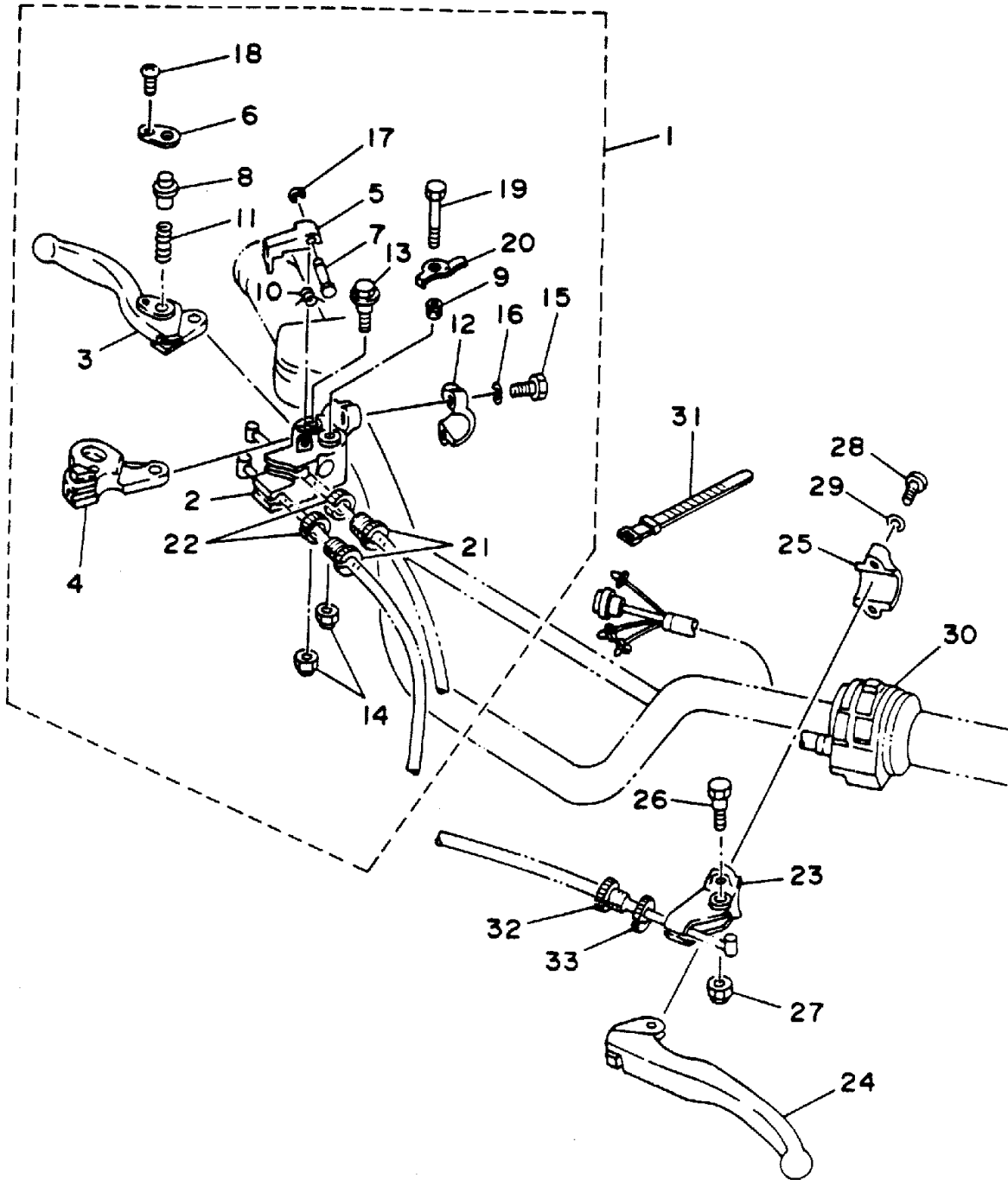
TAILLIGHT

Ref. No.	Part Number	Description	Qty	Remarks
1	38W-84710-00-00	TAILLIGHT UNIT ASSEMBLY ..	1	
2	38W-84721-00-00	. LENS, TAILLIGHT	1	
3	3F9-84744-00-XX	. BULB, METER 12V3.8W	1	
4	1UY-84702-00-00	BRACKET, TAILLIGHT	1	
5	98511-04020-00	SCREW, PAN HEAD	2	
6	92901-04600-00	WASHER, PLATE	2	
7	38W-84736-00-00	DAMPER, TAIL 1	2	
8	90387-06553-00	COLLAR	4	
9	97011-06025-00	BOLT (97001-06025)	4	
10	92906-06100-00	WASHER, SPRING	4	
11	90201-06059-00	WASHER, PLATE	4	
12	437-83936-01-00	BAND, SWITCH CORD	1	



3JMD110-4320

HANDLE SWITCH - LEVER

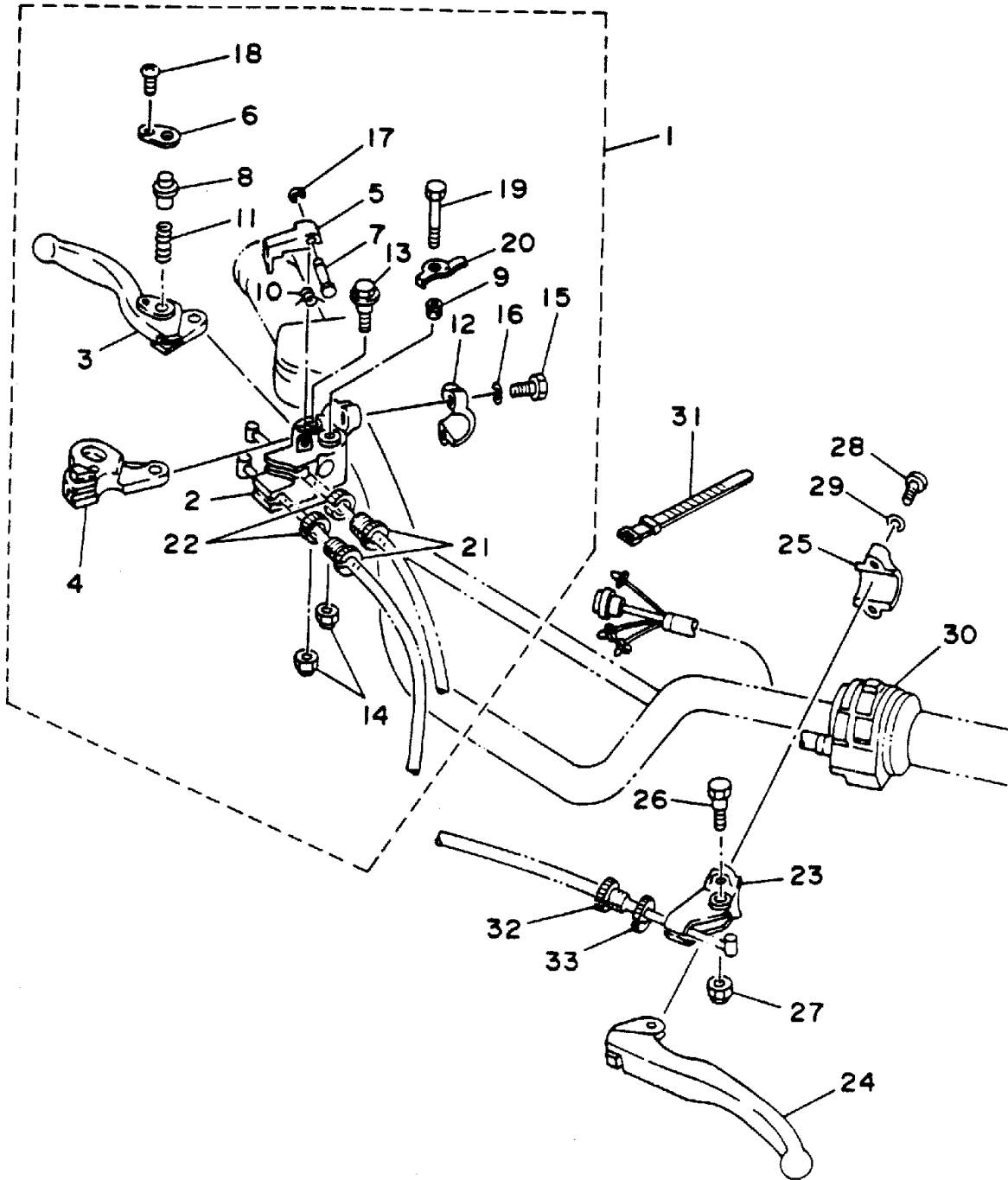


Ref. No.	Part Number	Description	Qty	Remarks
1	3JM-82920-20-00	LEVER HOLDER ASSEMBLY (RIGHT)	1	
2	3GH-82921-01-00	. HOLDER, LEVER 2	1	
3	3GH-83922-10-00	. LEVER 2	1	
4	3GH-83912-10-00	. LEVER 1	1	
5	3JM-83965-00-00	. LEVER, LOCK	1	
6	1UY-83935-10-00	. COVER	1	
7	3FA-83967-00-00	. PIN, LOCK 1	1	
8	1UY-83967-10-00	. PIN, LOCK 1	1	
9	1UY-83913-00-00	. COLLAR, LEVER 1	1	
10	3GH-83966-00-00	. SPRING, RETURN	1	
11	1UY-83962-00-00	. SPRING	1	
12	2XJ-82913-00-00	. HOLDER, LEVER LOWER 1	1	
13	90109-06797-00	. BOLT	1	
14	95616-06100-00	. NUT, U	2	
15	97016-06025-00	. BOLT	2	
16	92906-06100-00	. WASHER, SPRING	2	
17	3FA-26466-00-00	. RING, SNAP	1	
18	98580-03008-00	. SCREW, PAN HEAD	1	
19	95816-06040-00	. BOLT	1	
20	3JM-8331L-10-00	. PLATE, STOPPER	1	
21	90123-08046-00	. BOLT	2	
22	90179-08148-00	. NUT	2	
23	38V-82911-00-00	HOLDER, LEVER 1	1	
24	23X-83912-00-00	LEVER 1	1	
25	38V-82913-00-00	HOLDER, LEVER LOWER 1	1	
26	90109-06799-00	BOLT	1	
27	95616-06100-00	NUT, U	1	
28	98507-05020-00	SCREW, PAN HEAD	2	

CONTINUED ON NEXT FRAME ➤

FWD
3JM7110-2330

HANDLE SWITCH - LEVER

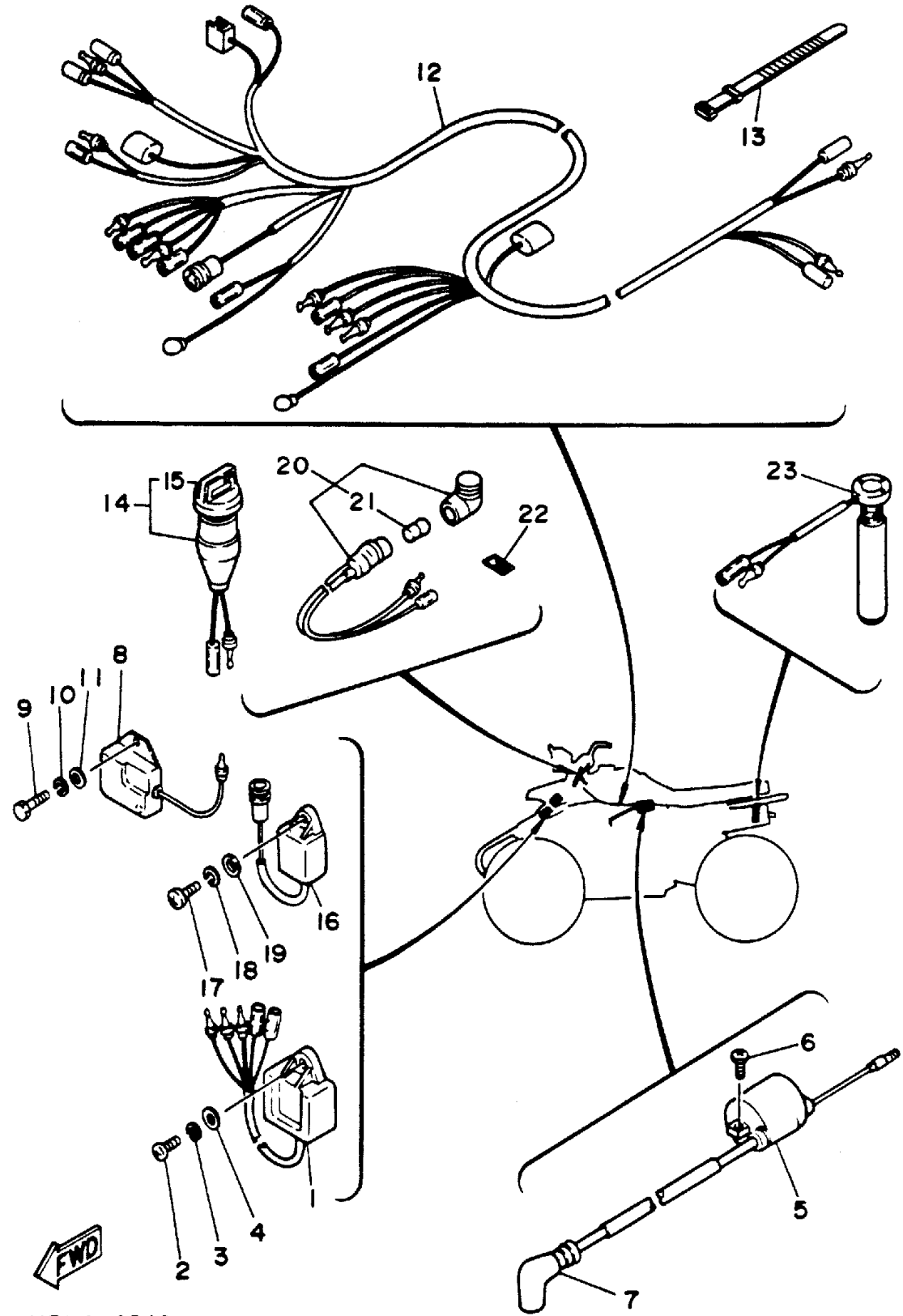


Ref. No.	Part Number	Description	Qty	Remarks
29	92906-05100-00	WASHER, SPRING	2	
30	2XJ-83975-01-00	SWITCH, HANDLE 2	1	
31	437-83936-01-00	BAND, SWITCH CORD	2	
32	90123-08046-00	BOLT	1	
33	90179-08148-00	NUT	1	



3JM7110-2330

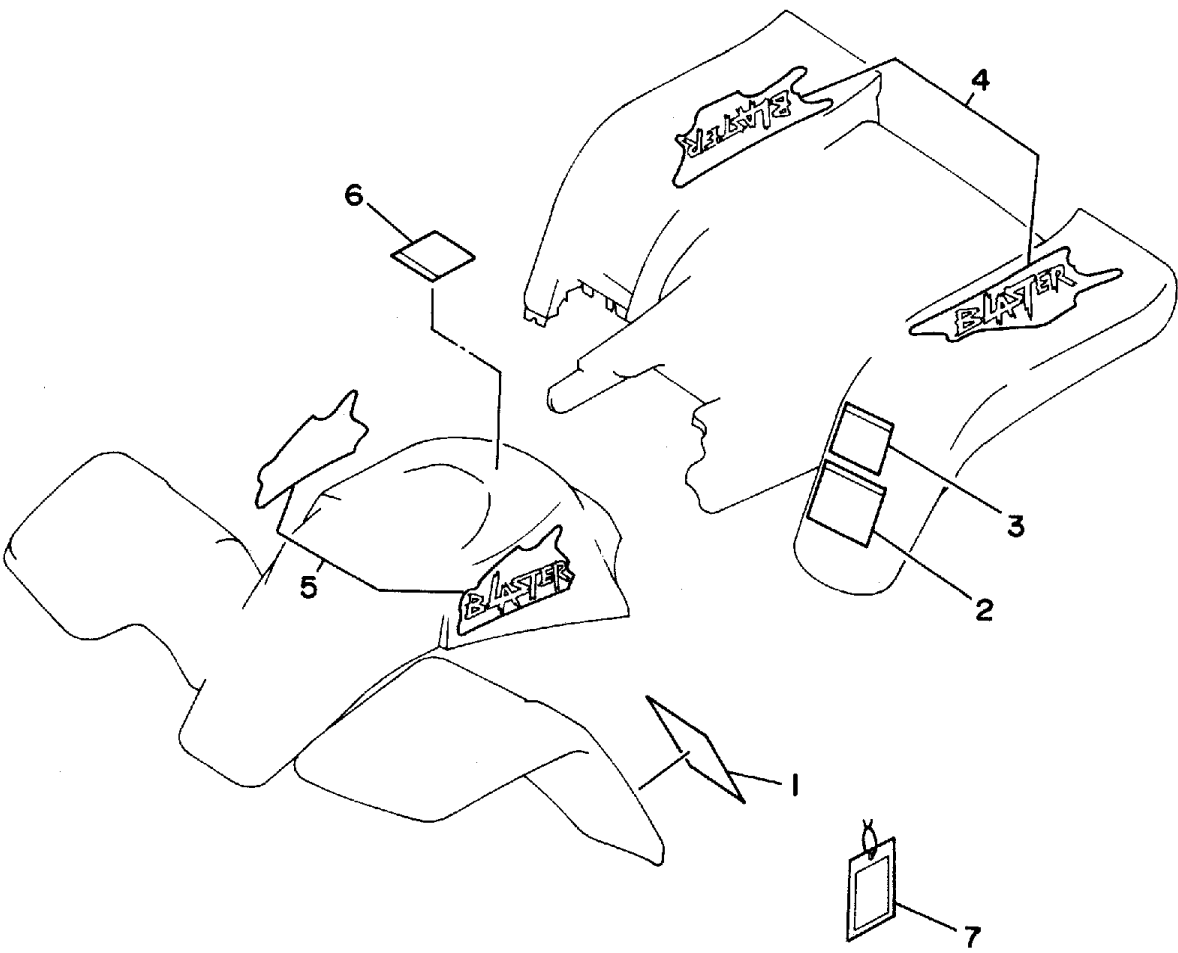
ELECTRICAL 1



Ref. No.	Part Number	Description	Qty	Remarks
1	3FL-85540-00-00	C.D.I. UNIT ASSEMBLY	1	
2	98580-06020-00	SCREW	1	
3	92995-06100-00	WASHER, SPRING	1	
4	92901-06600-00	WASHER	1	
5	5M0-82310-M0-00	IGNITION COIL ASSEMBLY ...	1	
6	98502-06016-00	SCREW, PAN HEAD (98501-06014-00)	2	
7	81E-82370-20-00	PLUG CAP ASSEMBLY	1	W/NOISE SUPPRESSOR
8	82F-81910-A0-00	VOLTAGE REGULATOR ASSEMBLY	1	
9	98580-06020-00	SCREW	2	
10	92995-06100-00	WASHER, SPRING	2	
11	92901-06600-00	WASHER	2	
12	2XJ-82590-00-00	WIRE HARNESS ASSEMBLY ..	1	
13	437-83936-11-00	BAND, SWITCH CORD	3	
14	2XJ-82510-01-00	MAIN SWITCH ASSEMBLY ...	1	
15	3HN-82579-00-00	. CAP, KEY	1	
16	2GU-85590-M0-00	CONTROL UNIT ASSEMBLY ..	1	
17	98580-06020-00	SCREW	1	
18	92995-06100-00	WASHER, SPRING	1	
19	92901-06600-00	WASHER	1	
20	2XJ-83530-00-00	PILOT LIGHT ASSEMBLY	1	
21	2XJ-83516-00-00	. BULB (12V-3.4W)	1	
22	4U3-83585-00-00	LABEL	1	
23	2XJ-85720-01-00	OIL LEVEL GAUGE ASSEMBLY	1	

3JM7110-2340

EMBLEM - LABEL 1



Ref. No.	Part Number	Description	Qty	Remarks
1	3JN-21568-00-00	LABEL, WARNING	1	
2	3JM-21696-00-00	LABEL, CAUTION	1	
3	3JN-2151H-00-00	LABEL 5	1	
4	3JM-2165A-50-00	GRAPHIC SET, REAR FENDER	1	UR FOR DRPS 1
	3JM-2165A-60-00	GRAPHIC SET, REAR FENDER	1	UR FOR FGE
5	3JM-21570-50-00	GRAPHIC SET, FRONT FENDER	1	UR FOR DRPS 1
	3JM-21570-60-00	GRAPHIC SET, FRONT FENDER	1	UR FOR FGE
6	3FA-2415A-00-00	LABEL, CAUTION	1	
7	3JM-2819R-00-00	TAG, WARNING	1	



3JMD110-4350

Oxygenated Fuels - (Cont'd.)

corrode metal parts. Also, alcohol oxygenated gasoline will absorb moisture from the air, resulting in phase separation and the problems associated with it.

⚠WARNING

Gasoline and oxygenated gasoline are extremely flammable and can be explosive under certain conditions. Follow the recommendations in the owner's and service manuals for handling and storing gasoline.

Parts Information

Part Number	Description	Remarks	Dealer Cost
ACC-RNGFR-EE-12	Ring Free Fuel Additive	Case/12	

YFM350/400FW Hard-Starting When Cold (below 32°F)

If you have a customer complaint that a Big Bear or Kodiak is hard to start when the weather turns cold, first make sure that the engine is in good tune and the battery is good and fully charged. If these check out, verify that the pickup coil air gap is within 0.5~1.0mm. To check this specification, remove the left engine crankcase cover, place a piece of modeling clay on the reluctor of

Phase Separation

Although small amounts of water in the fuel will normally not affect or interfere with engine operation, problems can develop if too much water is present in alcohol oxygenated gasoline. If there is enough water in the oxygenated fuel, the alcohol and gasoline will separate into two liquid phases: a top phase or layer which is almost entirely gasoline, (and oil, in the case of 2-stroke premix fuel) and a bottom phase of water and alcohol. Phase separation makes the engine difficult or often impossible to start. Replace the separated fuel with fresh gasoline.

the flywheel. Reinstall the cover and turn the engine over a few times. This will shave the clay off the reluctor. Remove the cover and measure the thickness of the clay. This is the air gap. Adjust the gap to 0.75mm. Clean off the reluctor and pickup coil, reinstall the cover and verify that the engine starts easily.


Warranty Authorization Procedures

A reminder! The need for an authorization is now based on **total repair cost**, not on particular components. Simply add up the total warranty repair cost, including the dealer cost of parts, your parts handling charge, and the labor at your approved labor rate. If the total is:

- 500 or less - no authorization is needed
- Over \$500 - call your toll-free RTA Hotline for authorization

Also, an autho is now easier to remember. Now instead of a lot of letters and numbers, all you have to remember is a three number combination like 695.

You no longer have to worry about accidentally getting your authorization with the wrong warranty request. You'll now enter the authorization number on your request, even if you use DOES PLUS.



SUBJECTS: 1. Oxygenated Fuels
2. YFM350/400 - Hard-starting When Cold
3. Warranty Authorization Procedures

Oxygenated Fuels

Beginning in 1992, all gasoline sold during the winter months (usually October through February) in 39 designated metropolitan areas (and all of California) must be oxygenated as mandated by the 1990 Amendments to the Federal Clean Air Act. The purpose of the oxygenated fuel is to reduce the amount of carbon monoxide in the air. Internal combustion engines tend to emit more carbon monoxide at low operating temperatures such as when first started and during longer warm-up times in the colder, winter months.

The following information is provided to clarify some concerns that customers and dealers may have about the use of oxygenated fuels in Yamaha ATVs.

What is "Oxygenated Gasoline"?

Oxygenated gasoline is a blend of gasoline and one or more combustible liquids containing oxygen. Presently, two different classes of oxygenates are being added to gasoline: alcohol (both ethanol and methanol) and ethers (methyl tertiary-butyl-ether; MTBE). The oxygen content of the gasoline must be 2.7%.

Can oxygenated fuels be used in Yamaha ATVs?

Yes, oxygenated fuel can be used in Yamaha ATVs. This tech exchange addresses concerns regarding its use.

Service, Storage, Usage Information PRACTICE GOOD FUEL MANAGEMENT . . .

Don't worry about instructing customers about testing or identifying oxygenated fuel. If they are in one of the mandated areas, oxygenated fuel is all they can purchase. Instead, educate your customers about oxygenated gasoline using the following tips:

- Match gasoline purchases to consumption. Don't buy more than will be used in one month.
- Store gasoline in a tightly-closed, approved container in a cool, dry place.
- Drain the fuel tank when you store your ATV for the off-season.

NOTE: Yamaha Ring Free Fuel Additive can be used with all oxygenated gasoline and is recommended for use in all Yamaha engines. For more information about Ring Free, refer to Technical Bulletin MF92-005.

Carburetor Jetting

Yamaha's recommended jetting specifications are correct for use with oxygenated fuels. Poor performance and/or possible engine damage could result if you use a jet size smaller (leaner) than recommended on the Service Data or in the Service Manual.

Fuel Deicers Water Absorbing Additives

If the oxygenated gasoline being used contains an alcohol blend, **do not use** additional alcohol deicers or water absorbing additives. If there is water in the fuel tank prior to refueling, **do not use** oxygenated gasoline until all water has been removed from the tank.

If water is present in the fuel, additives combined with the alcohol in the oxygenated fuel will cause the alcohol in the fuel to separate, causing poor performance and possible engine damage.

Storage

Drain the gasoline from the tank and carburetors if the ATV will be stored for more than a month.

Leaving oxygenated gasoline in an ATV during storage is undesirable because the fuel can

©1994 YAMAHA MOTOR CORPORATION, U.S.A.